

# GENERAL ELECTIONS TO STATE LEGISLATIVE ASSEMBLY 2009

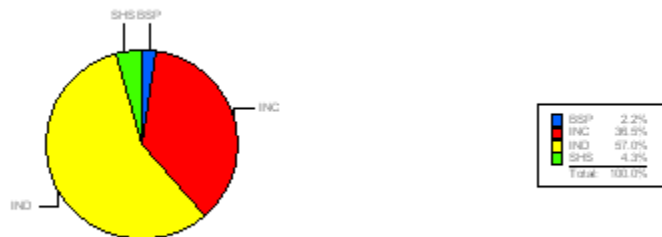
No and name of the Constituency	1 Akkalkuwa		
Date of Poll			
Date of counting of votes	22nd October 2009		
Total no of electors	Male	Female	Total
	104513	105008	209521
Total no of voters who voted	74067	69142	143209
Total no of Postal Votes	104		
Total no of valid votes	143301		
Total no of rejected votes	12		
Total no of votes not retrieved from EVM	0		
Total no of tender votes	0		

Name of the candidate	Party	Votes Polled	Percentage
1 Padvi Adv. K.C.	INC	52,273	36.48
2 Vasave Abhijeet Atya	BSP	3,151	2.20
3 Valvi Mangalsing Koma	SHS	6,184	4.32
4 Paradke Vijaysing rupsing	IND	49,714	34.69
5 Padvi Narendrasing Bhagatsing	IND	25,238	17.61
6 Valvi Hemant Bhika	IND	6,741	4.70

Total Valid Votes Polled : **143301**

Name of the Winning Candidate **Padvi Adv. K.C.**

Date of Declaration **22nd October 2009**



# GENERAL ELECTIONS TO STATE LEGISLATIVE ASSEMBLY 2009

No and name of the Constituency	2 Shahada (S.T.)		
Date of Poll			
Date of counting of votes	22nd October 2009		
Total no of electors	Male	Female	Total
	130064	127285	257349
Total no of voters who voted	76111	68452	144563
Total no of Postal Votes	108		
Total no of valid votes	144652		
Total no of rejected votes	19		
Total no of votes not retrieved from EVM	0		
Total no of tender votes	0		

Name of the candidate	Party	Votes Polled	Percentage
1 Padvi Udesing Kocharu	SHS	38,635	26.71
2 Valvi Ashok Jumma	BSP	1,361	0.94
3 Valvi Padmakar Vijaysing	INC	51,222	35.41
4 Shevale Mohansing Pavansing	CPM	8,274	5.72
5 Savitri Magan Padvi	RS	755	0.52
6 Kharde Gosa Bahadur	IND	896	0.62
7 Tadvi Riyaz Shafi	IND	708	0.49
8 Pawar Giridhar Fattu	IND	399	0.28
9 Pawra Pramila Kelsing	IND	4,032	2.79
10 Pawra Madam Mitha	IND	1,851	1.28
11 Bhil Jalmsing Sutum	IND	1,254	0.87
12 Mali Vilas Divadsing	IND	1,653	1.14
13 Valvi Lalsing Nurya	IND	29,656	20.50
14 Soni Ratilal Kevaji	IND	3,956	2.73

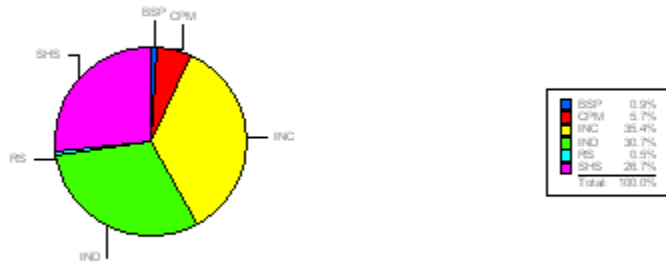
# GENERAL ELECTIONS TO STATE LEGISLATIVE ASSEMBLY 2009

No and name of the Constituency	2 Shahada (S.T.)		
Date of Poll			
Date of counting of votes	22nd October 2009		
Total no of electors	Male	Female	Total
	130064	127285	257349
Total no of voters who voted	76111	68452	144563
Total no of Postal Votes	108		
Total no of valid votes	144652		
Total no of rejected votes	19		
Total no of votes not retrieved from EVM	0		
Total no of tender votes	0		

Total Valid Votes Polled : **144652**

Name of the Winning Candidate **Valvi Padmakar Vijaysing**

Date of Declaration 22nd October 2009



# GENERAL ELECTIONS TO STATE LEGISLATIVE ASSEMBLY 2009

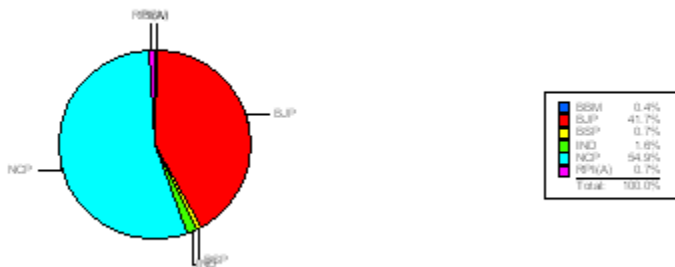
No and name of the Constituency	3 Nandurbar (S.T.)		
Date of Poll			
Date of counting of votes	22nd October 2009		
Total no of electors	Male	Female	Total
	135830	131450	267280
Total no of voters who voted	93074	87279	180353
Total no of Postal Votes	667		
Total no of valid votes	180976		
Total no of rejected votes	44		
Total no of votes not retrieved from EVM	0		
Total no of tender votes	10		

Name of the candidate	Party	Votes Polled	Percentage
1 Gavit Vijaykumar Krushnarao	NCP	99,323	54.88
2 Natawadkar Suhasini Suhas	BJP	75,465	41.70
3 Valvi Ashok Jumma	BSP	1,222	0.68
4 Thakare Tukaram Bhamta	BBM	725	0.40
5 Sonawane Arjun Ratan	RPI(A)	1,284	0.71
6 Gavit Sharad Dilip	IND	2,957	1.63

Total Valid Votes Polled : **180976**

Name of the Winning Candidate **Gavit Vijaykumar Krushnarao**

Date of Declaration 22nd October 2009



# GENERAL ELECTIONS TO STATE LEGISLATIVE ASSEMBLY 2009

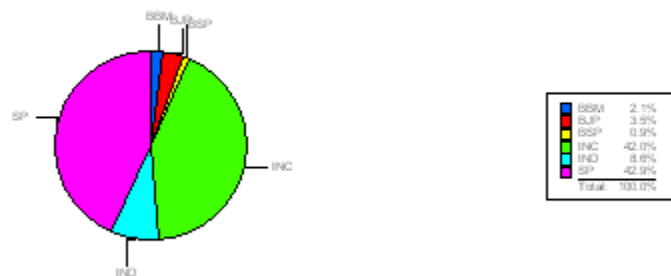
No and name of the Constituency	4 Navapur (S.T.)		
Date of Poll			
Date of counting of votes	22nd October 2009		
Total no of electors	Male	Female	Total
	114660	117151	231811
Total no of voters who voted	88205	87792	175997
Total no of Postal Votes	328		
Total no of valid votes	176324		
Total no of rejected votes	1		
Total no of votes not retrieved from EVM	0		
Total no of tender votes	2		

Name of the candidate	Party	Votes Polled	Percentage
1 Anil Moahn Vasve	BJP	6,166	3.50
2 Gaviti Ishwar Nirji	BSP	1,610	0.91
3 Naik Surpsing Hirya	INC	74,024	41.98
4 Gaviti Sharad Krushnrao	SP	75,719	42.94
5 Vasave Arjunsingh Divansing	BBM	3,670	2.08
6 Gaviti Sharad Fattasing	IND	1,892	1.07
7 Gaviti Sobaji Devlya	IND	1,390	0.79
8 Naik Dilip Shashikumar	IND	11,853	6.72

Total Valid Votes Polled : **176324**

Name of the Winning Candidate **Gaviti Sharad Krushnrao**

Date of Declaration 22nd October 2009



# GENERAL ELECTIONS TO STATE LEGISLATIVE ASSEMBLY 2009

No and name of the Constituency	5 Sakri (S.T.)		
Date of Poll			
Date of counting of votes	22nd October 2009		
Total no of electors	Male	Female	Total
	143135	141276	284411
Total no of voters who voted	77488	62599	140087
Total no of Postal Votes	318		
Total no of valid votes	140386		
Total no of rejected votes	19		
Total no of votes not retrieved from EVM	0		
Total no of tender votes	2		

Name of the candidate	Party	Votes Polled	Percentage
1 Gavit Manjula Tulshiram	BJP	38,598	27.49
2 Bhoje Yogendra Reshama	INC	57,542	40.99
3 Malusare Dadu Sursingh	BSP	1,943	1.38
4 Gangurde Shantaram Chindhu	SBP	1,546	1.10
5 Jagtap Dipak Mangya	PWPI	7,262	5.17
6 Ushabai Ramrao Gavale	IND	1,989	1.42
7 Chaudhari Govindrao Shivram (Bhau)	IND	15,936	11.35
8 Chaudhari Mansha Thunya	IND	732	0.52
9 Jagtap Bhika Pavaji	IND	1,441	1.03
10 Jadhav Bhagwan Barku	IND	1,581	1.13
11 Pawar Zingubai Kalu	IND	612	0.44
12 Bhavare Ranganath Rama	IND	1,044	0.74
13 Malache Bapu Sada	IND	1,722	1.23
14 Suryavanshi Vasant Dodha	IND	8,438	6.01

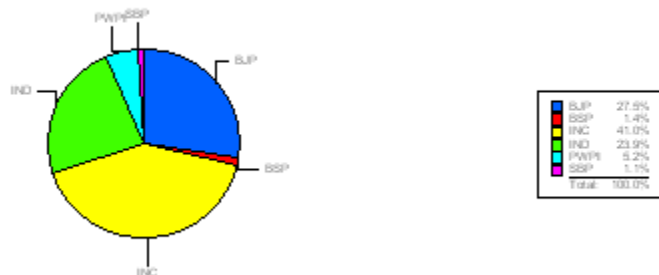
# GENERAL ELECTIONS TO STATE LEGISLATIVE ASSEMBLY 2009

No and name of the Constituency	5 Sakri (S.T.)		
Date of Poll			
Date of counting of votes	22nd October 2009		
Total no of electors	Male	Female	Total
	143135	141276	284411
Total no of voters who voted	77488	62599	140087
Total no of Postal Votes	318		
Total no of valid votes	140386		
Total no of rejected votes	19		
Total no of votes not retrieved from EVM	0		
Total no of tender votes	2		

Total Valid Votes Polled : **140386**

Name of the Winning Candidate **Bhoye Yogendra Reshama**

Date of Declaration 22nd October 2009



# GENERAL ELECTIONS TO STATE LEGISLATIVE ASSEMBLY 2009

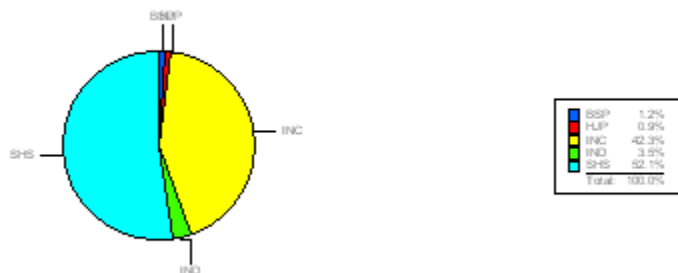
No and name of the Constituency	6 Dhule Rural		
Date of Poll			
Date of counting of votes	22nd October 2009		
Total no of electors	Male	Female	Total
	164703	157519	322222
Total no of voters who voted	102213	90359	192572
Total no of Postal Votes	597		
Total no of valid votes	192849		
Total no of rejected votes	320		
Total no of votes not retrieved from EVM	0		
Total no of tender votes	7		

Name of the candidate	Party	Votes Polled	Percentage
1 Deore Bhimrao Shamrao	BSP	2,219	1.15
2 Patil Rohidas Chudaman	INC	81,580	42.30
3 Prof. Sharad Patil	SHS	100,562	52.15
4 Dadaso Panditrao Patil	HJP	1,679	0.87
5 Kailas Jagannath Patil	IND	600	0.31
6 Gaikwad Ramesh Dipa	IND	1,015	0.53
7 Mali Motilal Kautik	IND	3,513	1.82
8 Malich Ambar Mahadu	IND	1,681	0.87

Total Valid Votes Polled : **192849**

Name of the Winning Candidate **Prof. Sharad Patil**

Date of Declaration 22nd October 2009



# GENERAL ELECTIONS TO STATE LEGISLATIVE ASSEMBLY 2009


No and name of the Constituency	7 Dhule Urban		
Date of Poll			
Date of counting of votes	22nd October 2009		
Total no of electors	Male	Female	Total
	142404	127220	269624
Total no of voters who voted	73957	62155	136112
Total no of Postal Votes	810		
Total no of valid votes	136426		
Total no of rejected votes	272		
Total no of votes not retrieved from EVM	224		
Total no of tender votes	29		

Name of the candidate	Party	Votes Polled	Percentage
1 Kadambade Rajvardhan Raghujirao	NCP	30,835	22.60
2 Kele Gopal Kashinath (Bapu Kele)	SHS	17,771	13.03
3 Khan Mohammad Sabir Mahibullah	BSP	25,340	18.57
4 Anil Anna Gote	LKSP	59,576	43.67
5 Ansari Bashir Ah. Rajjak	JD(S)	483	0.35
6 Kailas Limbaji Kadam	MNS	738	0.54
7 Ravi Jagannath Devang	SBP	746	0.55
8 Jagatrao Popat Sonawane	IND	312	0.23
9 Deore Mahendra Tryambak	IND	625	0.46

Total Valid Votes Polled : **136426**

Name of the Winning Candidate **Anil Anna Gote**

Date of Declaration 22nd October 2009



# GENERAL ELECTIONS TO STATE LEGISLATIVE ASSEMBLY 2009

No and name of the Constituency	8 Shindkheda		
Date of Poll			
Date of counting of votes	22nd October 2009		
	Male	Female	Total
Total no of electors	138725	135558	274283
Total no of voters who voted	87112	80563	167675
Total no of Postal Votes	867		
Total no of valid votes	167764		
Total no of rejected votes	416		
Total no of votes not retrieved from EVM	362		
Total no of tender votes	16		

Name of the candidate	Party	Votes Polled	Percentage
1 Arjun Kondaji Bhoi	BSP	1,658	0.99
2 Rawal Jaykumarbhau Jitendrasinh	BJP	85,656	51.06
3 Saner Shamkant Raghunath	INC	34,957	20.84
4 Dr. Deshmukh Hemant Bhasker	IND	27,818	16.58
5 Deshmukh Hemant Shaligram	IND	510	0.30
6 Prafull Ramrao Pawar	IND	495	0.30
7 Patil Gulabrao Sahebrao	IND	220	0.13
8 Patil Ramkrishna Dodha	IND	833	0.50
9 Bhamare Prashant Bhomraj	IND	647	0.39
10 Salim Kasam Pinjari	IND	1,442	0.86
11 Sanjay Bhavan Rajput	IND	1,186	0.71
12 Hemant Devidas Salunke	IND	12,342	7.36

# GENERAL ELECTIONS TO STATE LEGISLATIVE ASSEMBLY 2009

No and name of the Constituency	8 Shindkheda		
Date of Poll			
Date of counting of votes	22nd October 2009		
Total no of electors	Male	Female	Total
	138725	135558	274283
Total no of voters who voted	87112	80563	167675
Total no of Postal Votes	867		
Total no of valid votes	167764		
Total no of rejected votes	416		
Total no of votes not retrieved from EVM	362		
Total no of tender votes	16		

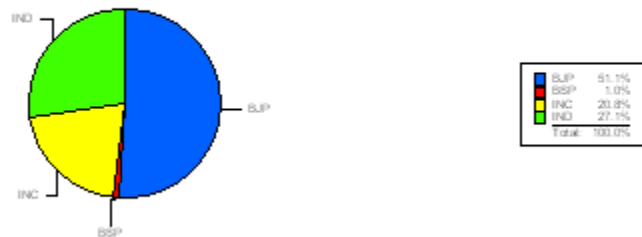
Total Valid Votes Polled : **167764**

Name of the Winning Candidate

**Rawal Jaykumarbhau Jitendrasinh**

Date of Declaration

22nd October 2009



# GENERAL ELECTIONS TO STATE LEGISLATIVE ASSEMBLY 2009

No and name of the Constituency	9 Shirpur ST		
Date of Poll			
Date of counting of votes	22nd October 2009		
Total no of electors	Male	Female	Total
	134954	133749	268703
Total no of voters who voted	82063	73322	155385
Total no of Postal Votes	508		
Total no of valid votes	155892		
Total no of rejected votes	1		
Total no of votes not retrieved from EVM	0		
Total no of tender votes	0		

Name of the candidate	Party	Votes Polled	Percentage
1 Kashiram Vechan Pawara	INC	92,088	59.07
2 Advocate Pawara I. K.	BSP	2,683	1.72
3 Pawara Ranjitsinh Bharatsinh	BJP	52,275	33.53
4 Ramchandra Thotu Pawara	CPI	2,675	1.72
5 Chavan Manoj Ramdas	IND	846	0.54
6 Thakur Ramkrishna Narayan	IND	621	0.40
7 Deore Digambar Daulat	IND	924	0.59
8 Balsing Gana Bhil (Thakare)	IND	845	0.54
9 Bhil Bhika Suka	IND	2,935	1.88


Total Valid Votes Polled : **155892**

Name of the Winning Candidate

**Kashiram Vechan Pawara**

Date of Declaration

22nd October 2009



# GENERAL ELECTIONS TO STATE LEGISLATIVE ASSEMBLY 2009

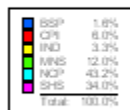
No and name of the Constituency	10 Chopda (S.T.)		
Date of Poll			
Date of counting of votes	22nd October 2009		
Total no of electors	Male	Female	Total
	129603	123657	253260
Total no of voters who voted	85603	74570	160173
Total no of Postal Votes	1209		
Total no of valid votes	161269		
Total no of rejected votes	113		
Total no of votes not retrieved from EVM	0		
Total no of tender votes	12		

Name of the candidate	Party	Votes Polled	Percentage
1 Jagdishchandra Ramesh Valvi (Jagdish bhau)	NCP	69,636	43.18
2 Mujat Bondar Tadvi Alias M.B.Tadvi Sir	CPI	9,632	5.97
3 Salunke Dnyaneshwar Pitambar (D.P. Salunke Sir)	SHS	54,798	33.98
4 Harish Kumar Himmat Pawar (Bhau)	BSP	2,616	1.62
5 Dr. Barela Chandrakant Jamsing	MNS	19,298	11.97
6 Eknath Dashrath Pawar	IND	1,245	0.77
7 Bhil Baliram Tarachand	IND	796	0.49
8 Salunkhe Madhukar Manga (Pardhi) Pen. Dy. Coller	IND	3,248	2.01

Total Valid Votes Polled : **161269**

Name of the Winning Candidate **Jagdishchandra Ramesh Valvi (Jagdish bhau)**

Date of Declaration 22nd October 2009



# GENERAL ELECTIONS TO STATE LEGISLATIVE ASSEMBLY 2009

No and name of the Constituency	11 Raver		
Date of Poll			
Date of counting of votes	22nd October 2009		
Total no of electors	Male	Female	Total
	128465	116526	244991
Total no of voters who voted	83453	69176	152629
Total no of Postal Votes	1083		
Total no of valid votes	153708		
Total no of rejected votes	4		
Total no of votes not retrieved from EVM	0		
Total no of tender votes	8		

Name of the candidate	Party	Votes Polled	Percentage
1 Chaudhari Ramesh Vitthal	INC	28,638	18.63
2 Patil Ramesh Nagaraj	BSP	16,085	10.46
3 Patil Shobha Vilas	BJP	32,579	21.20
4 Kachhi Karim Kasam	BBM	1,419	0.92
5 Gajare Suresh Kadu	PRBP	323	0.21
6 Mahajan Minakshi Shamrao	SVRP	274	0.18
7 Anil Manohar Patil	IND	239	0.16
8 Aadhale Bhagwan Raghunath	IND	1,229	0.80
9 Digambar Ramchandra Bavaskar	IND	591	0.38
10 Fakira Ibrahim Tadavi	IND	854	0.56
11 Bharat Totaram Mahajan	IND	6,953	4.52
12 Bhalerao Bajirao Murlidhar	IND	683	0.44
13 Wani D D (Photographer)	IND	3,551	2.31
14 Chaudhary Shirish Madhukarrao	IND	54,115	35.21
15 Saiyyad Pirjade Aayesha Tabassum Shafiuddin	IND	1,068	0.69
16 Sopan Baburao Patil	IND	5,107	3.32

# GENERAL ELECTIONS TO STATE LEGISLATIVE ASSEMBLY 2009

No and name of the Constituency	11 Raver		
Date of Poll			
Date of counting of votes	22nd October 2009		
Total no of electors	Male	Female	Total
	128465	116526	244991
Total no of voters who voted	83453	69176	152629
Total no of Postal Votes	1083		
Total no of valid votes	153708		
Total no of rejected votes	4		
Total no of votes not retrieved from EVM	0		
Total no of tender votes	8		

Total Valid Votes Polled : **153708**

Name of the Winning Candidate **Chaudhary Shirish Madhukarrao**

Date of Declaration 22nd October 2009



# GENERAL ELECTIONS TO STATE LEGISLATIVE ASSEMBLY 2009

No and name of the Constituency	12 Bhusawal (S.C.)		
Date of Poll			
Date of counting of votes	22nd October 2009		
Total no of electors	Male	Female	Total
	137321	121404	258725
Total no of voters who voted	73735	57448	131183
Total no of Postal Votes	536		
Total no of valid votes	131573		
Total no of rejected votes	146		
Total no of votes not retrieved from EVM	0		
Total no of tender votes	7		

Name of the candidate	Party	Votes Polled	Percentage
1 Dinesh Jogdand Alias Laddu	BSP	2,045	1.55
2 Adv. Rajesh Dhanaji Zalte	SHS	57,972	44.06
3 Savkare Sanjay Waman	NCP	61,875	47.03
4 Gaikwad Bhagwan Madhavrao	PRBP	708	0.54
5 Makasare Rames Dagdu	RPI(A)	1,437	1.09
6 Mohan Girdhar Nikam	BBM	510	0.39
7 Krishna Digambar Tayade	IND	202	0.15
8 Kharat Ravindra Baburao	IND	1,029	0.78
9 Ghate Chudaman Lalu	IND	423	0.32
10 Nikam Gautam Jagannath	IND	215	0.16
11 Pacharwal Vinod Magan	IND	337	0.26
12 Prabhakar Bhaga More	IND	280	0.21
13 Bhalerao Shobha Rajendra	IND	664	0.50
14 Adv. Raut Sanjaykumar Kaduji	IND	1,699	1.29
15 Sapkale Ravindra Baliram	IND	1,589	1.21
16 Salve Vijay Baburao	IND	588	0.45

# GENERAL ELECTIONS TO STATE LEGISLATIVE ASSEMBLY 2009

No and name of the Constituency	12 Bhusawal (S.C.)		
Date of Poll			
Date of counting of votes	22nd October 2009		
Total no of electors	Male	Female	Total
	137321	121404	258725
Total no of voters who voted	73735	57448	131183
Total no of Postal Votes	536		
Total no of valid votes	131573		
Total no of rejected votes	146		
Total no of votes not retrieved from EVM	0		
Total no of tender votes	7		


Total Valid Votes Polled : **131573**

Name of the Winning Candidate

**Savkare Sanjay Waman**

Date of Declaration

22nd October 2009



# GENERAL ELECTIONS TO STATE LEGISLATIVE ASSEMBLY 2009

No and name of the Constituency	13 Jalgaon City		
Date of Poll			
Date of counting of votes	22nd October 2009		
Total no of electors	Male	Female	Total
	164987	143775	308762
Total no of voters who voted	70105	52045	122150
Total no of Postal Votes	365		
Total no of valid votes	122360		
Total no of rejected votes	155		
Total no of votes not retrieved from EVM	0		
Total no of tender votes	25		

Name of the candidate	Party	Votes Polled	Percentage
1 Jain Sureshkumar Bhikamchand	SHS	64,706	52.88
2 Patel Salim Bapumiya	INC	17,612	14.39
3 Lokhande Sunita Siddarth	BSP	2,299	1.88
4 Sapkale Mukunda Lotu	LJSP	1,338	1.09
5 Anil Pitambar Wagh	IND	502	0.41
6 Anand Dinanath Sharma	IND	512	0.42
7 Jahangir Munaf Patel	IND	392	0.32
8 Manoj Dayaram Choudhary	IND	33,301	27.22
9 Madhav Natthuji Jadhav	IND	555	0.45
10 Adv. Ranesh Dhammaratna Birhade	IND	1,143	0.93


Total Valid Votes Polled : **122360**

Name of the Winning Candidate

**Jain Sureshkumar Bhikamchand**

Date of Declaration

22nd October 2009



# GENERAL ELECTIONS TO STATE LEGISLATIVE ASSEMBLY 2009

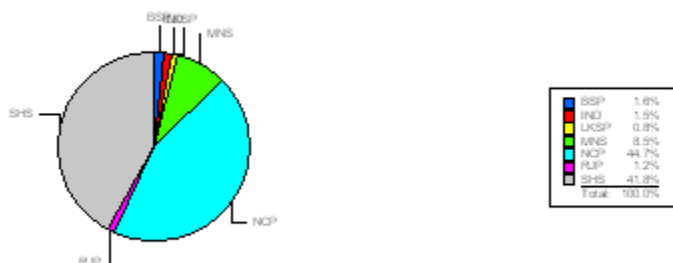
No and name of the Constituency	14 Jalgaon Rural		
Date of Poll			
Date of counting of votes	22nd October 2009		
Total no of electors	Male	Female	Total
	133379	124820	258199
Total no of voters who voted	87464	72564	160028
Total no of Postal Votes	360		
Total no of valid votes	160246		
Total no of rejected votes	142		
Total no of votes not retrieved from EVM	0		
Total no of tender votes	10		

Name of the candidate	Party	Votes Polled	Percentage
1 Chandrakant Ankush Birhade	BSP	2,500	1.56
2 Deokar gulabrao Baburao	NCP	71,556	44.65
3 Patil Gulab Raghunath	SHS	66,994	41.81
4 Amitkumar Shamrao Salunkhe	LKSP	1,348	0.84
5 Firake Suresh Kacharu	RJP	1,847	1.15
6 Lalit Vijay Kolhe	MNS	13,570	8.47
7 Bhagwan Bhawlal Patil	IND	2,431	1.52

Total Valid Votes Polled : **160246**

Name of the Winning Candidate **Deokar gulabrao Baburao**

Date of Declaration 22nd October 2009



# GENERAL ELECTIONS TO STATE LEGISLATIVE ASSEMBLY 2009

No and name of the Constituency	15 Amalner		
Date of Poll			
Date of counting of votes	22nd October 2009		
Total no of electors	Male	Female	Total
	131423	120997	252420
Total no of voters who voted	78611	67786	146397
Total no of Postal Votes	1350		
Total no of valid votes	147681		
Total no of rejected votes	66		
Total no of votes not retrieved from EVM	0		
Total no of tender votes	2		

Name of the candidate	Party	Votes Polled	Percentage
1 Anil Bhaidas Patil	BJP	44,621	30.21
2 Netkar Arun Dajiba	BSP	1,166	0.79
3 Adv. Lalita Sham Patil	INC	25,609	17.34
4 Pro. Kahirnar Vijay Bhoju	RPI(A)	416	0.28
5 Dr. Dipak Pandharinath Patil	MNS	3,714	2.51
6 Patil Sandip Motilal	HJP	181	0.12
7 Dr. Yogesh Bapurao Patil	SVRP	224	0.15
8 Saindane Shyam Girdhar	PRBP	537	0.36
9 N. K. Nana Patil	IND	626	0.42
10 Dr. B.S. Patil	IND	10,422	7.06
11 Patil Hiralal Lotan	IND	321	0.22
12 Er. Milind Laxmikant Patil	IND	2,315	1.57
13 Nanaso Sharad Vaman Patil	IND	746	0.51
14 Krushi Tadnya Sahebrao Dhondu Patil	IND	1,699	1.15
15 Krushibhushan Sahebrao Patil	IND	55,084	37.30


# GENERAL ELECTIONS TO STATE LEGISLATIVE ASSEMBLY 2009

No and name of the Constituency	15 Amalner		
Date of Poll			
Date of counting of votes	22nd October 2009		
Total no of electors	Male	Female	Total
	131423	120997	252420
Total no of voters who voted	78611	67786	146397
Total no of Postal Votes	1350		
Total no of valid votes	147681		
Total no of rejected votes	66		
Total no of votes not retrieved from EVM	0		
Total no of tender votes	2		

Total Valid Votes Polled : **147681**

Name of the Winning Candidate **Anil Bhaidas Patil**

Date of Declaration 22nd October 2009



# GENERAL ELECTIONS TO STATE LEGISLATIVE ASSEMBLY 2009

No and name of the Constituency	16 Erandol		
Date of Poll			
Date of counting of votes	22nd October 2009		
Total no of electors	Male	Female	Total
	121589	113729	235318
Total no of voters who voted	78752	67398	146150
Total no of Postal Votes	675		
Total no of valid votes	146648		
Total no of rejected votes	177		
Total no of votes not retrieved from EVM	0		
Total no of tender votes	9		

Name of the candidate	Party	Votes Polled	Percentage
1 Patil Chimanrao Rupchand	SHS	70,708	48.22
2 Valmik Prabhakar Lokhande	BSP	1,132	0.77
3 Anna Saheb Dr. Satish Bhaskarrao Patil	NCP	67,410	45.97
4 Sapkale Dipak Vana	PRBP	799	0.54
5 Kantilal Chhagan Naik (Banjara)	IND	182	0.12
6 Dr. P. F. Jain	IND	238	0.16
7 Prof. Pawar Prataprao Ramdas	IND	310	0.21
8 Patil Bapu Dashrath	IND	1,201	0.82
9 Mahajan Vijay Pandharinath	IND	1,769	1.21
10 Madhavrao Shalik Patil (More)	IND	472	0.32
11 Anna So. Satish Bhaskarrao Patil	IND	2,427	1.65

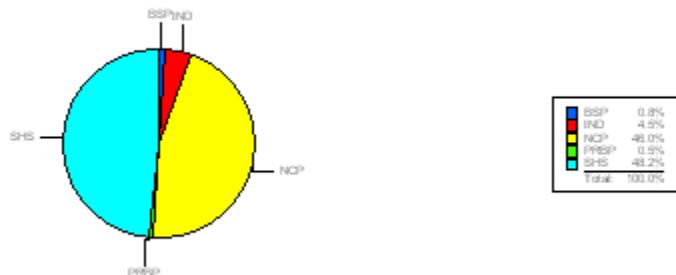
# GENERAL ELECTIONS TO STATE LEGISLATIVE ASSEMBLY 2009

No and name of the Constituency	16 Erandol		
Date of Poll			
Date of counting of votes	22nd October 2009		
Total no of electors	Male	Female	Total
	121589	113729	235318
Total no of voters who voted	78752	67398	146150
Total no of Postal Votes	675		
Total no of valid votes	146648		
Total no of rejected votes	177		
Total no of votes not retrieved from EVM	0		
Total no of tender votes	9		

Total Valid Votes Polled : **146648**

Name of the Winning Candidate **Patil Chimanrao Rupchand**

Date of Declaration 22nd October 2009



# GENERAL ELECTIONS TO STATE LEGISLATIVE ASSEMBLY 2009


No and name of the Constituency	17 Chalisgaon		
Date of Poll			
Date of counting of votes	22nd October 2009		
Total no of electors	Male	Female	Total
	155789	138667	294456
Total no of voters who voted	96732	79233	175965
Total no of Postal Votes	936		
Total no of valid votes	176876		
Total no of rejected votes	25		
Total no of votes not retrieved from EVM	0		
Total no of tender votes	2		

Name of the candidate	Party	Votes Polled	Percentage
1 Deshmukh Rajiv Anil	NCP	86,505	48.91
2 More Rajaram Barku	BSP	2,146	1.21
3 Rathod Wadilal Parashuram	BJP	78,105	44.16
4 Kishor Abhikanrao Patil	IND	3,745	2.12
5 Kumavat Dagadu Madhavrao	IND	514	0.29
6 Bhagwantrao Shinde (Raju Patil)	IND	858	0.49
7 Bhalerao Bhagwan Hari	IND	1,282	0.72
8 Rathod Subhash Dudha	IND	741	0.42
9 Laxman Shivaji Shrisath	IND	2,980	1.68

Total Valid Votes Polled : **176876**

Name of the Winning Candidate **Deshmukh Rajiv Anil**

Date of Declaration 22nd October 2009



# GENERAL ELECTIONS TO STATE LEGISLATIVE ASSEMBLY 2009

No and name of the Constituency	18 Pachora		
Date of Poll			
Date of counting of votes	22nd October 2009		
	Male	Female	Total
Total no of electors	130876	121427	252303
Total no of voters who voted	86900	75181	162081
Total no of Postal Votes	649		
Total no of valid votes	162670		
Total no of rejected votes	48		
Total no of votes not retrieved from EVM	12		
Total no of tender votes	6		

	Name of the candidate	Party	Votes Polled	Percentage
1	Tatyasaheb R.O. Patil	SHS	73,501	45.18
2	Wagh Dilip Onkar	NCP	79,715	49.00
3	Vinod Namdev Ahire	BSP	915	0.56
4	Devidas Vigthralrao Mane	HJP	248	0.15
5	Mahajan Eknath Garbad	RPI(A)	2,270	1.40
6	Sunil Sardar Baviskar	IJP	171	0.11
7	Ashok Keshav Mahale	IND	160	0.10
8	Dilip Bajirao Wagh	IND	190	0.12
9	Patil Abhay Sharad	IND	1,031	0.63
10	Bashirkhan Mahetabhkhan	IND	569	0.35
11	Shaikh Rasul Usman	IND	1,297	0.80
12	Sunil Ramkrishna Patil	IND	2,603	1.60

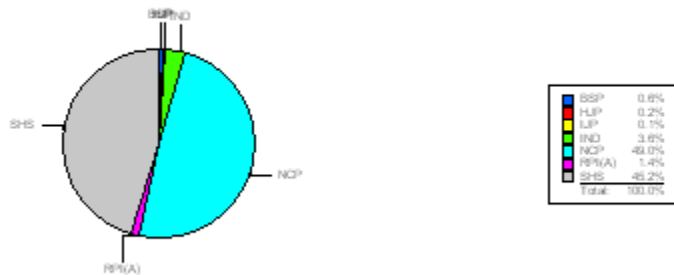
# GENERAL ELECTIONS TO STATE LEGISLATIVE ASSEMBLY 2009

No and name of the Constituency	18 Pachora		
Date of Poll			
Date of counting of votes	22nd October 2009		
Total no of electors	Male	Female	Total
	130876	121427	252303
Total no of voters who voted	86900	75181	162081
Total no of Postal Votes	649		
Total no of valid votes	162670		
Total no of rejected votes	48		
Total no of votes not retrieved from EVM	12		
Total no of tender votes	6		

Total Valid Votes Polled : **162670**

Name of the Winning Candidate **Wagh Dilip Onkar**

Date of Declaration 22nd October 2009



# GENERAL ELECTIONS TO STATE LEGISLATIVE ASSEMBLY 2009

No and name of the Constituency	19 Jamner		
Date of Poll			
Date of counting of votes	22nd October 2009		
Total no of electors	Male	Female	Total
	127395	120544	247939
Total no of voters who voted	93704	83114	176818
Total no of Postal Votes	699		
Total no of valid votes	177464		
Total no of rejected votes	53		
Total no of votes not retrieved from EVM	0		
Total no of tender votes	8		

Name of the candidate	Party	Votes Polled	Percentage
1 Garud Sanjay Bhaskarrao	INC	81,523	45.94
2 Narendrakumar Maganrao Khairnar	BSP	2,132	1.20
3 Mahajan Girish Dattatray	BJP	89,040	50.17
4 Nikam Sunil Fakira	PRBP	1,357	0.76
5 Rajput Vilas Dhansing	IND	3,412	1.92


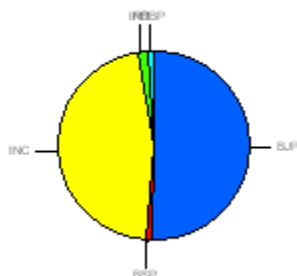
Total Valid Votes Polled : **177464**

Name of the Winning Candidate

**Mahajan Girish Dattatray**

Date of Declaration

22nd October 2009



# GENERAL ELECTIONS TO STATE LEGISLATIVE ASSEMBLY 2009

No and name of the Constituency	20 Muktainagar		
Date of Poll			
Date of counting of votes	22nd October 2009		
	Male	Female	Total
Total no of electors	121834	111963	233797
Total no of voters who voted	89774	77755	167529
Total no of Postal Votes	972		
Total no of valid votes	168331		
Total no of rejected votes	170		
Total no of votes not retrieved from EVM	0		
Total no of tender votes	16		

Name of the candidate	Party	Votes Polled	Percentage
1 Eknathrao Ganpatrao Khadse	BJP	85,708	50.92
2 Nikam Santosh Supadu	BSP	1,767	1.05
3 Ad. Ravindra Pralhadrao Patil	NCP	67,319	39.99
4 Sk. Ashik Sk. Karim	HJP	771	0.46
5 Ingale Suresh Hiranman	BBM	444	0.26
6 Dr. Jagdish Tukaram Patil	MNS	5,786	3.44
7 Pratap Sakharam Patil	JSS	215	0.13
8 Ashok Tryambak Ingale	IND	182	0.11
9 Ikaramuddin Aminoddin	IND	147	0.09
10 Ingale Ravindra Vaman	IND	157	0.09
11 Dinkar Lodhu Gavahal (Patil)	IND	313	0.19
12 Patil Vishal Bhagwan	IND	1,825	1.08
13 Punjaji Ganpat Chaudhari	IND	689	0.41
14 Shailesh Sardarsing Patil	IND	3,008	1.79

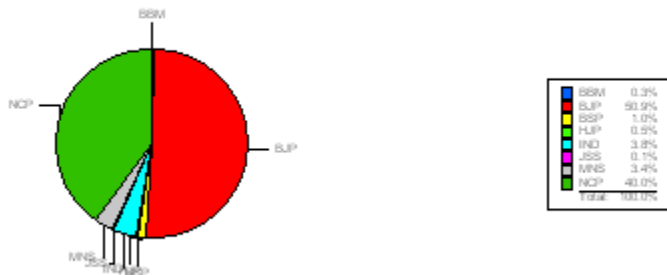
# GENERAL ELECTIONS TO STATE LEGISLATIVE ASSEMBLY 2009

No and name of the Constituency	20 Muktainagar		
Date of Poll			
Date of counting of votes	22nd October 2009		
Total no of electors	Male	Female	Total
	121834	111963	233797
Total no of voters who voted	89774	77755	167529
Total no of Postal Votes	972		
Total no of valid votes	168331		
Total no of rejected votes	170		
Total no of votes not retrieved from EVM	0		
Total no of tender votes	16		

Total Valid Votes Polled : **168331**

Name of the Winning Candidate **Ek Nathrao Ganpatrao Khadse**

Date of Declaration 22nd October 2009



# GENERAL ELECTIONS TO STATE LEGISLATIVE ASSEMBLY 2009

No and name of the Constituency	21 Malkapur		
Date of Poll			
Date of counting of votes	22nd October 2009		
Total no of electors	Male	Female	Total
	119498	106055	225553
Total no of voters who voted	84557	68087	152644
Total no of Postal Votes	604		
Total no of valid votes	153179		
Total no of rejected votes	69		
Total no of votes not retrieved from EVM	0		
Total no of tender votes	11		

Name of the candidate	Party	Votes Polled	Percentage
1 Anand Janardhan Telang	BSP	1,890	1.23
2 Chainsukh Madanlal Sancheti	BJP	61,177	39.94
3 Shivchandra Tejrao Tayade	INC	49,190	32.11
4 SK. Anwar Haji Sk. Baba Pahlvan	IUML	1,508	0.98
5 Tayde Rajram Shankar	ABHM	322	0.21
6 Damodar Nathmal Sharma	SBP	394	0.26
7 Borse Govinda Hari	SVRP	693	0.45
8 Rawal harish mahadeosingh	JSS	31,230	20.39
9 Ashok Ukhaji Kharche	IND	465	0.30
10 Jaware Rajani Anil	IND	727	0.47
11 Tayde Sanjay Omkar	IND	381	0.25
12 Dhade Madhukarrao Nathu	IND	715	0.47
13 Rajendra Wasudeo patil	IND	1,667	1.09
14 Wakode Krishna Gunaji	IND	1,125	0.73
15 Hiranman Bhonji More	IND	1,695	1.11

# GENERAL ELECTIONS TO STATE LEGISLATIVE ASSEMBLY 2009

No and name of the Constituency	21 Malkapur		
Date of Poll			
Date of counting of votes	22nd October 2009		
Total no of electors	Male	Female	Total
	119498	106055	225553
Total no of voters who voted	84557	68087	152644
Total no of Postal Votes	604		
Total no of valid votes	153179		
Total no of rejected votes	69		
Total no of votes not retrieved from EVM	0		
Total no of tender votes	11		

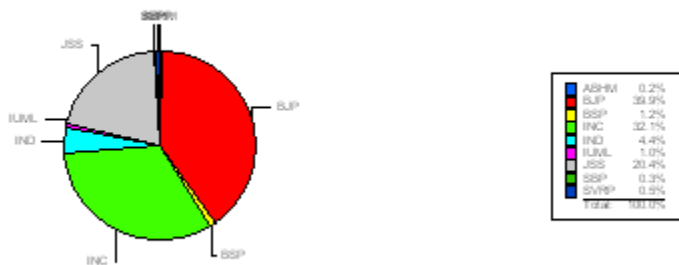
Total Valid Votes Polled : **153179**

Name of the Winning Candidate

**Charnsukh Madanlal Sancheti**

Date of Declaration

22nd October 2009



# GENERAL ELECTIONS TO STATE LEGISLATIVE ASSEMBLY 2009

No and name of the Constituency	22 Buldhana		
Date of Poll			
Date of counting of votes	22nd October 2009		
	Male	Female	Total
Total no of electors	123457	112985	236442
Total no of voters who voted	76390	65427	141817
Total no of Postal Votes	516		
Total no of valid votes	142328		
Total no of rejected votes	5		
Total no of votes not retrieved from EVM	0		
Total no of tender votes	8		

	Name of the candidate	Party	Votes Polled	Percentage
1	Dhrupadrao Bhagwan Sawale	INC	58,068	40.80
2	Vijayraj Haribhau Shinde	SHS	66,524	46.74
3	Izhaar Ahmed Deshmukh	AIUDF	2,313	1.63
4	Mahajan Shaligram Omkar	USCPI	709	0.50
5	Vijayrao Ramkrushanrao Kale	BBM	1,475	1.04
6	Sonone Shrikrishna Supada	SWP	4,449	3.13
7	Arun Santoshrao Susar	IND	154	0.11
8	Kharat Ashish Purushottam	IND	218	0.15
9	Gajanan Janardan Zagare	IND	171	0.12
10	Gaikwad Dadarao Bansi	IND	1,860	1.31
11	M Jawed Abdul Wahab	IND	480	0.34
12	Narkhade Viswasrao Ramdas	IND	2,795	1.96
13	Rathod Shrichandra Manohar	IND	1,034	0.73
14	Sambare Dinkar Tukaram	IND	2,078	1.46

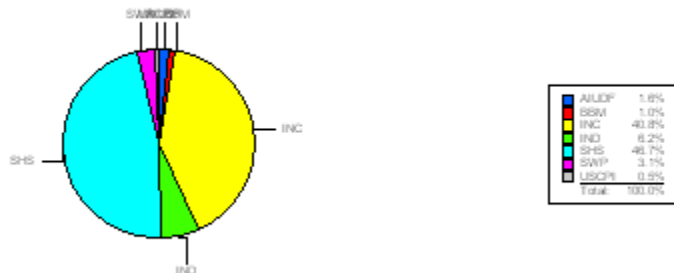
# GENERAL ELECTIONS TO STATE LEGISLATIVE ASSEMBLY 2009

No and name of the Constituency	22 Buldhana		
Date of Poll			
Date of counting of votes	22nd October 2009		
Total no of electors	Male	Female	Total
	123457	112985	236442
Total no of voters who voted	76390	65427	141817
Total no of Postal Votes	516		
Total no of valid votes	142328		
Total no of rejected votes	5		
Total no of votes not retrieved from EVM	0		
Total no of tender votes	8		

Total Valid Votes Polled : **142328**

Name of the Winning Candidate **Vijayraj Haribhau Shinde**

Date of Declaration 22nd October 2009



# GENERAL ELECTIONS TO STATE LEGISLATIVE ASSEMBLY 2009

No and name of the Constituency	23 Chikhli		
Date of Poll			
Date of counting of votes	22nd October 2009		
Total no of electors	Male	Female	Total
	122039	112475	234514
Total no of voters who voted	83410	72286	155696
Total no of Postal Votes	811		
Total no of valid votes	156444		
Total no of rejected votes	63		
Total no of votes not retrieved from EVM	0		
Total no of tender votes	12		

Name of the candidate	Party	Votes Polled	Percentage
1 Prakash Rustomrao Jawanjil	BJP	48,549	31.03
2 Bondre Rahul Siddhavinayak	INC	76,465	48.88
3 Kankhar Samadhan Sahebrao	SBP	2,061	1.32
4 Bondre Bharat Rajabhau	JSS	21,852	13.97
5 Shelke Jayshri Sunil	SVRP	2,029	1.30
6 Sawale Samadhan Manikrao	SP	293	0.19
7 Anusaya Gajanan Waghmare	IND	226	0.14
8 Indubai Sudhakar Jadhao	IND	399	0.26
9 Gawai Rajesh Ashokrao	IND	519	0.33
10 Shirale Kisan Sugdeo	IND	500	0.32
11 Shailendra Sheshrao Chavan	IND	1,028	0.66
12 Sanjay Sahebrao Ingle	IND	2,523	1.61

# GENERAL ELECTIONS TO STATE LEGISLATIVE ASSEMBLY 2009

No and name of the Constituency	23 Chikhli		
Date of Poll			
Date of counting of votes	22nd October 2009		
Total no of electors	Male	Female	Total
	122039	112475	234514
Total no of voters who voted	83410	72286	155696
Total no of Postal Votes	811		
Total no of valid votes	156444		
Total no of rejected votes	63		
Total no of votes not retrieved from EVM	0		
Total no of tender votes	12		

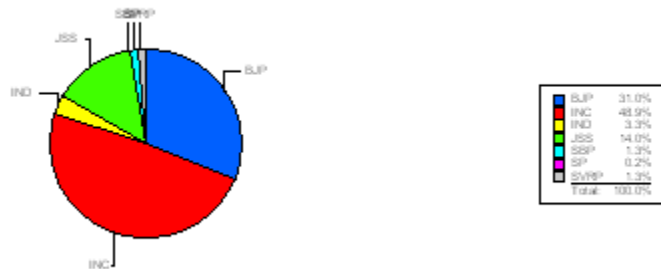
Total Valid Votes Polled : **156444**

Name of the Winning Candidate

**Bondre Rahul Siddhavinayak**

Date of Declaration

22nd October 2009



# GENERAL ELECTIONS TO STATE LEGISLATIVE ASSEMBLY 2009


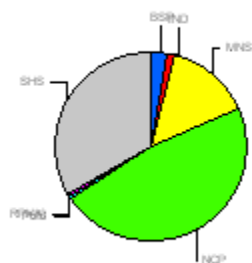
No and name of the Constituency	24 Sindhkhed Raja		
Date of Poll			
Date of counting of votes	22nd October 2009		
Total no of electors	Male	Female	Total
	136258	124236	260494
Total no of voters who voted	92798	79114	171912
Total no of Postal Votes	846		
Total no of valid votes	172702		
Total no of rejected votes	56		
Total no of votes not retrieved from EVM	0		
Total no of tender votes	12		

Name of the candidate	Party	Votes Polled	Percentage
1 Khedekar Dr. Shashikant Narsingh	SHS	57,658	33.39
2 Dr. Rajendra Bhaskarrao Shingne	NCP	81,808	47.37
3 A Hafiz A. Aziz	BSP	4,614	2.67
4 Kolhe Laxman Baburao	PSS	609	0.35
5 Pimpale Ramesh Bhimrao	RPI(A)	852	0.49
6 Vinodhau Laxman Wagh	MNS	24,833	14.38
7 Dilip Tryambak Kale	IND	2,328	1.35

Total Valid Votes Polled : **172702**

Name of the Winning Candidate **Dr. Rajendra Bhaskarrao Shingne**

Date of Declaration 22nd October 2009



# GENERAL ELECTIONS TO STATE LEGISLATIVE ASSEMBLY 2009

No and name of the Constituency	25 Mehkar (S.C.)		
Date of Poll			
Date of counting of votes	22nd October 2009		
Total no of electors	Male	Female	Total
	128617	119432	248049
Total no of voters who voted	86067	71215	157282
Total no of Postal Votes	532		
Total no of valid votes	157798		
Total no of rejected votes	16		
Total no of votes not retrieved from EVM	0		
Total no of tender votes	7		

Name of the candidate	Party	Votes Polled	Percentage
1 Randhir Sadashiv Kharat	BSP	1,745	1.11
2 Adv. Sahebrao Ashruji Sardar	NCP	58,380	37.00
3 Dr. Sanjay Bhaskar Raimulkar	SHS	91,475	57.97
4 Pradip Eknath Ambhore	PWPI	2,534	1.61
5 Dewanand Sahebrao Chavan	IND	1,042	0.66
6 Bharat Punjaji Shingane	IND	2,622	1.66


Total Valid Votes Polled : **157798**

Name of the Winning Candidate

**Dr. Sanjay Bhaskar Raimulkar**

Date of Declaration

22nd October 2009



# GENERAL ELECTIONS TO STATE LEGISLATIVE ASSEMBLY 2009

No and name of the Constituency	26 Khamgaon		
Date of Poll			
Date of counting of votes	22nd October 2009		
	Male	Female	Total
Total no of electors	125397	111160	236557
Total no of voters who voted	93394	77487	170881
Total no of Postal Votes	691		
Total no of valid votes	171442		
Total no of rejected votes	129		
Total no of votes not retrieved from EVM	1		
Total no of tender votes	7		

	Name of the candidate	Party	Votes Polled	Percentage
1	Khandare Dhondiram Sonaji	BJP	56,131	32.74
2	Shegokar Rajkumar Kashiram	BSP	846	0.49
3	Sananda Dilipkumar Gokulchand	INC	64,051	37.36
4	Ashok Shamrao Sonone	BBM	44,269	25.82
5	Bhimijiyani Harishkumar Keshalal	ABHM	698	0.41
6	Vitthalrao Baburao Lokhandkar	MNS	1,677	0.98
7	Ananta Nivrutti Shegokar	IND	237	0.14
8	SK. Isak Sk. Gulab	IND	576	0.34
9	Gupta Pushkarmal Holkarmal	IND	855	0.50
10	Prakash Wasudeo Lokhande	IND	422	0.25
11	Adv. Hiranman Sankar Shirsat	IND	1,680	0.98


# GENERAL ELECTIONS TO STATE LEGISLATIVE ASSEMBLY 2009

No and name of the Constituency	26 Khamgaon		
Date of Poll			
Date of counting of votes	22nd October 2009		
Total no of electors	Male	Female	Total
	125397	111160	236557
Total no of voters who voted	93394	77487	170881
Total no of Postal Votes	691		
Total no of valid votes	171442		
Total no of rejected votes	129		
Total no of votes not retrieved from EVM	1		
Total no of tender votes	7		

Total Valid Votes Polled : **171442**

Name of the Winning Candidate **Sananda Dilipkumar Gokulchand**

Date of Declaration 22nd October 2009



# GENERAL ELECTIONS TO STATE LEGISLATIVE ASSEMBLY 2009

No and name of the Constituency	27 Jalgon (Jamod)		
Date of Poll			
Date of counting of votes	22nd October 2009		
Total no of electors	Male	Female	Total
	121044	109036	230080
Total no of voters who voted	88233	70059	158292
Total no of Postal Votes	473		
Total no of valid votes	158683		
Total no of rejected votes	82		
Total no of votes not retrieved from EVM	0		
Total no of tender votes	12		

	Name of the candidate	Party	Votes Polled	Percentage
1	Dr. Kute Sanjay Shriram	BJP	49,224	31.02
2	Burungle Ramvijay Dnyaneshwar	INC	43,220	27.24
3	Ad. D.M. Bhagat	BSP	1,184	0.75
4	Khan Abdul Rahim Abdul Samad	IUML	493	0.31
5	Dattatray Haribhau Dhage	AIUDF	2,590	1.63
6	Prasenjit Kisan Tayade	BBM	45,177	28.47
7	Shivsing Vitthalsing Jadhav	PWPI	689	0.43
8	Ab. Ahad Ab. Samad	IND	814	0.51
9	Jabiullhashah Rabbanishah	IND	300	0.19
10	Daberao Pyarelal Devsing	IND	282	0.18
11	Prashant Kashiram Dikkar	IND	525	0.33
12	Fuse Santosh Shaligram	IND	374	0.24
13	Mahendra Sampatrao Wankhade	IND	555	0.35
14	Ramesh Dattatray Nawathale	IND	671	0.42
15	Vasantrao Dandge	IND	5,997	3.78
16	Wankhade Onkar Shripat	IND	1,862	1.17
17	Vasudeo Narayan Gawande	IND	3,324	2.09
18	Sk. Shakil Sk. Buran	IND	762	0.48
19	Adv. Shashikant Wamanrao Bage	IND	270	0.17
20	Suroshe Prabhakar Maroti	IND	370	0.23

# GENERAL ELECTIONS TO STATE LEGISLATIVE ASSEMBLY 2009

No and name of the Constituency	27 Jalgon (Jamod)		
Date of Poll			
Date of counting of votes	22nd October 2009		
Total no of electors	Male	Female	Total
	121044	109036	230080
Total no of voters who voted	88233	70059	158292
Total no of Postal Votes	473		
Total no of valid votes	158683		
Total no of rejected votes	82		
Total no of votes not retrieved from EVM	0		
Total no of tender votes	12		

Total Valid Votes Polled : **158683**

Name of the Winning Candidate **Dr. Kute Sanjay Shriram**

Date of Declaration 22nd October 2009



# GENERAL ELECTIONS TO STATE LEGISLATIVE ASSEMBLY 2009

No and name of the Constituency	28 Akot		
Date of Poll			
Date of counting of votes	22nd October 2009		
Total no of electors	Male	Female	Total
	126324	112636	238960
Total no of voters who voted	84111	63540	147651
Total no of Postal Votes	474		
Total no of valid votes	148032		
Total no of rejected votes	93		
Total no of votes not retrieved from EVM	0		
Total no of tender votes	2		

Name of the candidate	Party	Votes Polled	Percentage
1 Gangane Sudhakar Ramkrishna	INC	36,869	24.91
2 Gawande Sanjay Laxman	SHS	37,834	25.56
3 Rathod Sheshrao Pandurang	BSP	667	0.45
4 Gajanan Gopalrao Pundkar	MNS	2,216	1.50
5 Nathe Kailas Mahadeorao	HJP	453	0.31
6 Syd. Matin Ahmed Syd. Ab. Sattar	RPI(A)	945	0.64
7 Mankar Prabhakar Tulshiram	BBM	32,629	22.04
8 Moh. Azhar Sk. Muntejar	IND	764	0.52
9 Bharasakle prakash Gunwant	IND	32,415	21.90
10 Mule Bhaskar Bhagwanji	IND	857	0.58
11 Syd. Sharif Syd. Sikandar	IND	847	0.57
12 Salim Ahmad Khan Sabje Khan	IND	1,536	1.04

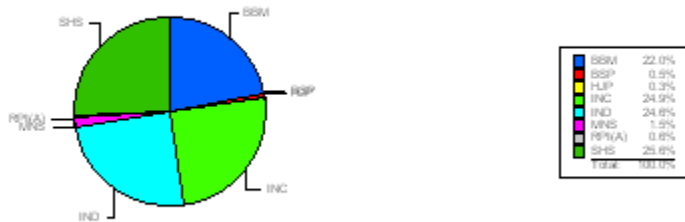
# GENERAL ELECTIONS TO STATE LEGISLATIVE ASSEMBLY 2009

No and name of the Constituency	28 Akot		
Date of Poll			
Date of counting of votes	22nd October 2009		
Total no of electors	Male	Female	Total
	126324	112636	238960
Total no of voters who voted	84111	63540	147651
Total no of Postal Votes	474		
Total no of valid votes	148032		
Total no of rejected votes	93		
Total no of votes not retrieved from EVM	0		
Total no of tender votes	2		

Total Valid Votes Polled : **148032**

Name of the Winning Candidate **Gawande Sanjay Laxman**

Date of Declaration 22nd October 2009



# GENERAL ELECTIONS TO STATE LEGISLATIVE ASSEMBLY 2009

No and name of the Constituency	29 Balapur		
Date of Poll			
Date of counting of votes	22nd October 2009		
Total no of electors	Male	Female	Total
	127409	120515	247924
Total no of voters who voted	79037	62666	141703
Total no of Postal Votes	585		
Total no of valid votes	142159		
Total no of rejected votes	125		
Total no of votes not retrieved from EVM	4		
Total no of tender votes	7		

	Name of the candidate	Party	Votes Polled	Percentage
1	Khateeb Rajaya Begum Natiqoddin	INC	37,991	26.72
2	Gawai Devanand Jyotiram	BSP	1,136	0.80
3	Gavhankar Narayanrao Haribhau	BJP	30,491	21.45
4	Dhore Shrikrishna Pralhad	SVRP	906	0.64
5	Nitinkumar Bhikanrao Tale	JSS	25,022	17.60
6	Prashant Kashiram lothe	MNS	1,714	1.21
7	Ramlal Jabaraji Umale	LJSP	328	0.23
8	Ajabrao Ramrao Tale	IND	698	0.49
9	Mohd. Ibrahim Ab. Subham	IND	1,141	0.80
10	Ganesh Ajabrao Mankar	IND	432	0.30
11	Dipankar Suryabhanji Telgote	IND	689	0.48
12	Baliram Bhagwan Siraskar	IND	39,581	27.84
13	Mandabai Manohar Mahalle	IND	696	0.49
14	Mohd. Sadiq Mohd. Ismaile	IND	1,334	0.94

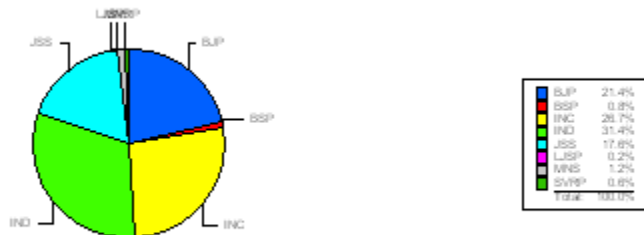
# GENERAL ELECTIONS TO STATE LEGISLATIVE ASSEMBLY 2009

No and name of the Constituency	29 Balapur		
Date of Poll			
Date of counting of votes	22nd October 2009		
Total no of electors	Male	Female	Total
	127409	120515	247924
Total no of voters who voted	79037	62666	141703
Total no of Postal Votes	585		
Total no of valid votes	142159		
Total no of rejected votes	125		
Total no of votes not retrieved from EVM	4		
Total no of tender votes	7		

Total Valid Votes Polled : **142159**

Name of the Winning Candidate **Baliram Bhagwan Siraskar**

Date of Declaration 22nd October 2009



# GENERAL ELECTIONS TO STATE LEGISLATIVE ASSEMBLY 2009

No and name of the Constituency	30 Akola West		
Date of Poll			
Date of counting of votes	22nd October 2009		
Total no of electors	Male	Female	Total
	133480	123443	256923
Total no of voters who voted	69520	55692	125212
Total no of Postal Votes	339		
Total no of valid votes	125483		
Total no of rejected votes	64		
Total no of votes not retrieved from EVM	4		
Total no of tender votes	36		

Name of the candidate	Party	Votes Polled	Percentage
1 Khetan Ramakant Umashankar	INC	32,246	25.70
2 Govardhan Mangilalji Sharma	BJP	44,156	35.19
3 Simant Madhukar Tayade	BSP	1,380	1.10
4 Azhar Husain	JSS	23,060	18.38
5 Abdul Munaf Abdul Rasheed	AIUDF	1,578	1.26
6 Nakirkha Ahemadkha	SP	2,753	2.19
7 Pankaj Dnyanesh Sable	MNS	5,660	4.51
8 Haji Sajjad Husen Altaf Husein	BBM	11,909	9.49
9 Govardhan Krishnarao Waghade	IND	245	0.20
10 Dr. Gondchawar Dashrath Laxman	IND	575	0.46
11 Bajpai Dipak Suryaprasad	IND	268	0.21
12 Manohar Parashuram Pethkar	IND	336	0.27
13 Rajesh Sudhakar Dandekar	IND	213	0.17
14 Latif Shah Siddique	IND	263	0.21
15 Salim Dactar Abdul Karim	IND	841	0.67

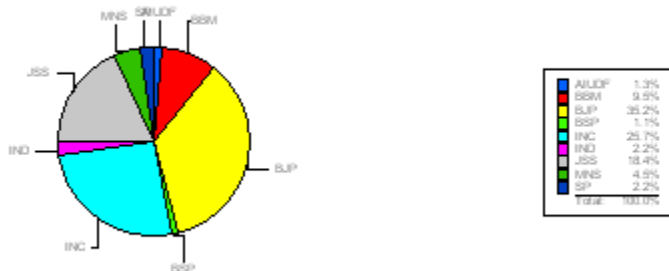
# GENERAL ELECTIONS TO STATE LEGISLATIVE ASSEMBLY 2009

No and name of the Constituency	30 Akola West		
Date of Poll			
Date of counting of votes	22nd October 2009		
Total no of electors	Male	Female	Total
	133480	123443	256923
Total no of voters who voted	69520	55692	125212
Total no of Postal Votes	339		
Total no of valid votes	125483		
Total no of rejected votes	64		
Total no of votes not retrieved from EVM	4		
Total no of tender votes	36		

Total Valid Votes Polled : **125483**

Name of the Winning Candidate **Govardhan Mangilalji Sharma**

Date of Declaration 22nd October 2009



# GENERAL ELECTIONS TO STATE LEGISLATIVE ASSEMBLY 2009

No and name of the Constituency	31 Akola East		
Date of Poll			
Date of counting of votes	22nd October 2009		
Total no of electors	Male	Female	Total
	142885	132103	274988
Total no of voters who voted	82602	64994	147596
Total no of Postal Votes	449		
Total no of valid votes	148040		
Total no of rejected votes	5		
Total no of votes not retrieved from EVM	0		
Total no of tender votes	22		

Name of the candidate	Party	Votes Polled	Percentage
1 Ingle Shankar Krishnarao	BSP	1,449	0.98
2 Gulabrao Ramrao Gawande	SHS	34,194	23.10
3 Vijay Alias Dadarao Narayanrao Mete (Patil)	INC	29,511	19.93
4 Bhade Haridas Pandhari	BBM	48,438	32.72
5 Vijay Omkarrao Malokar	JSS	29,065	19.63
6 Shirsat Prakash Laxman	RPI(A)	357	0.24
7 Athawale Sanjay Gopalrao	IND	227	0.15
8 Ingle Niranjan Suryabhan	IND	225	0.15
9 Dongre Sheshrao Rambhau	IND	1,082	0.73
10 Dahibhate Ramdas Namdeorao	IND	437	0.30
11 Dipak Laxmanrao Sirsat	IND	257	0.17
12 Purushottam Keshavrao Wathodkar	IND	555	0.37
13 Mohod Vinayak Ambadas	IND	400	0.27
14 Rajesh Ratanlal Warma	IND	392	0.26
15 Wasudeorao Khade Guruji	IND	565	0.38
16 Shankarrao Bendaji Khandare	IND	886	0.60

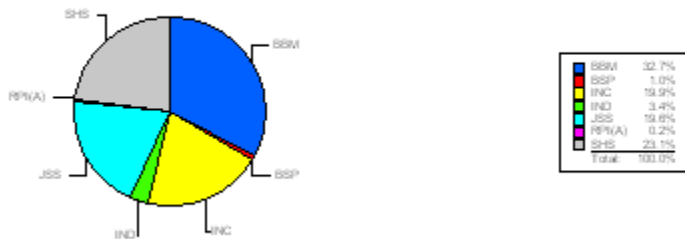
# GENERAL ELECTIONS TO STATE LEGISLATIVE ASSEMBLY 2009

No and name of the Constituency	31 Akola East		
Date of Poll			
Date of counting of votes	22nd October 2009		
Total no of electors	Male	Female	Total
	142885	132103	274988
Total no of voters who voted	82602	64994	147596
Total no of Postal Votes	449		
Total no of valid votes	148040		
Total no of rejected votes	5		
Total no of votes not retrieved from EVM	0		
Total no of tender votes	22		

Total Valid Votes Polled : **148040**

Name of the Winning Candidate **Bhade Haridas Pandhari**

Date of Declaration 22nd October 2009



# GENERAL ELECTIONS TO STATE LEGISLATIVE ASSEMBLY 2009

No and name of the Constituency	32 Murtizapur		
Date of Poll			
Date of counting of votes	22nd October 2009		
Total no of electors	Male	Female	Total
	132539	124757	257296
Total no of voters who voted	72458	55849	128307
Total no of Postal Votes	344		
Total no of valid votes	128644		
Total no of rejected votes	7		
Total no of votes not retrieved from EVM	0		
Total no of tender votes	2		

Name of the candidate	Party	Votes Polled	Percentage
1 Awachar Pratibha Prabhakar	NCP	34,631	26.92
2 Dhurdev Wasudev Narayanrao	BSP	1,834	1.43
3 Harish Marotiappa Pimple	BJP	50,333	39.13
4 Palaspagar Baldev Sukhdev	BBM	34,975	27.19
5 Subhedar Ramesh Khandare	SVRP	617	0.48
6 Anil Mahadevrao Dhurdev	IND	337	0.26
7 Narayan Gabaji Ghangaon	IND	559	0.43
8 Borkar Antagat Tarachand	IND	749	0.58
9 Mahadev Kisan Ingle	IND	593	0.46
10 Prof. Mukund Vitthalrao Khaire	IND	4,016	3.12

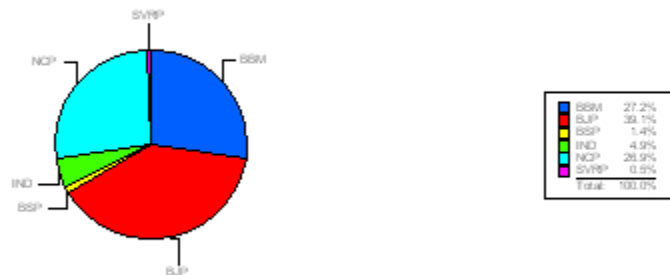
Total Valid Votes Polled : **128644**

Name of the Winning Candidate

**Harish Marotiappa Pimple**

Date of Declaration

22nd October 2009



# GENERAL ELECTIONS TO STATE LEGISLATIVE ASSEMBLY 2009

No and name of the Constituency	33 Risod		
Date of Poll			
Date of counting of votes	22nd October 2009		
Total no of electors	Male	Female	Total
	131556	119753	251309
Total no of voters who voted	87482	71538	159020
Total no of Postal Votes	422		
Total no of valid votes	159351		
Total no of rejected votes	91		
Total no of votes not retrieved from EVM	0		
Total no of tender votes	11		

Name of the candidate	Party	Votes Polled	Percentage
1 Jadhao Vijay Tulshiram	BJP	36,940	23.18
2 Zanak Subhashrao Ramrao	INC	51,234	32.15
3 Wankhede Avinash Baliram	BSP	2,496	1.57
4 Kayande Laxmanrao Sambhaji	BBM	6,977	4.38
5 Bharat Uddharrao Patil	MNS	5,153	3.23
6 Medshikar Mukundrao Sampatrao	JSS	1,761	1.11
7 Anantrao Vitthal Rao Deshmukh	IND	48,194	30.24
8 Qureshi Mohamad Wasim Mohd Hafiz	IND	592	0.37
9 Khandare Kanta alias Rohini Mahendra	IND	748	0.47
10 Deepak Shriram Tirake	IND	494	0.31
11 Bismillabee Alias Ammaji	IND	539	0.34
12 Surve Prabhakar Arjuna	IND	816	0.51
13 Adv. Sanjay Shioram Ingole	IND	3,407	2.14

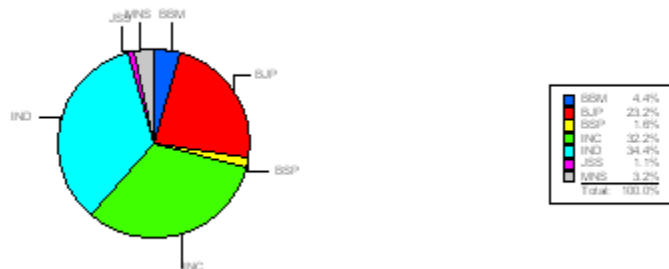
# GENERAL ELECTIONS TO STATE LEGISLATIVE ASSEMBLY 2009

No and name of the Constituency	33 Risod		
Date of Poll			
Date of counting of votes	22nd October 2009		
Total no of electors	Male	Female	Total
	131556	119753	251309
Total no of voters who voted	87482	71538	159020
Total no of Postal Votes	422		
Total no of valid votes	159351		
Total no of rejected votes	91		
Total no of votes not retrieved from EVM	0		
Total no of tender votes	11		

Total Valid Votes Polled : **159351**

Name of the Winning Candidate **Zanak Subhashrao Ramrao**

Date of Declaration 22nd October 2009



# GENERAL ELECTIONS TO STATE LEGISLATIVE ASSEMBLY 2009

No and name of the Constituency	34 Washim (S.C.)		
Date of Poll			
Date of counting of votes	22nd October 2009		
Total no of electors	Male	Female	Total
	144373	133087	277460
Total no of voters who voted	85838	64929	150767
Total no of Postal Votes	543		
Total no of valid votes	151228		
Total no of rejected votes	82		
Total no of votes not retrieved from EVM	0		
Total no of tender votes	6		

Name of the candidate	Party	Votes Polled	Percentage
1 Dr. Alka Satyabhan Makasare	INC	40,945	27.08
2 Belkhede Lata Babarao	BSP	1,513	1.00
3 Lakhan Sahadeo Malik	BJP	65,174	43.10
4 Adhagale Pralhad narayan	RPI(A)	1,270	0.84
5 Gawai Madhao Samarth	BBM	1,846	1.22
6 Digambar Bhagwan Dongare	SVRP	454	0.30
7 Kamble Madhukar Anandrao	IND	1,217	0.80
8 Khandare Gajanan Baliram	IND	309	0.20
9 Pandurang Rukhmaji Uchitkar	IND	1,004	0.66
10 Pundulikrao Hiranman Ingole (Guruji)	IND	337	0.22
11 Pendharkar Kishor Gangadhar	IND	305	0.20
12 Bhimrao Tukaram Dhuldhule	IND	805	0.53
13 Mahadeo haribhau Tatke	IND	20,645	13.65
14 Mane Samadhan Tryambak	IND	15,404	10.19

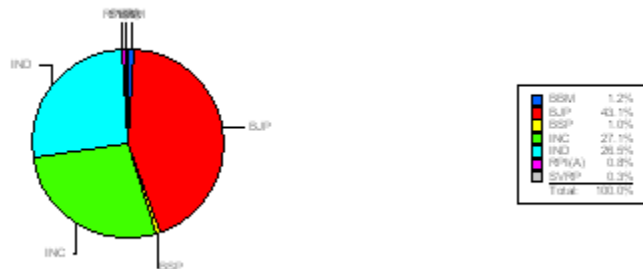
# GENERAL ELECTIONS TO STATE LEGISLATIVE ASSEMBLY 2009

No and name of the Constituency	34 Washim (S.C.)		
Date of Poll			
Date of counting of votes	22nd October 2009		
Total no of electors	Male	Female	Total
	144373	133087	277460
Total no of voters who voted	85838	64929	150767
Total no of Postal Votes	543		
Total no of valid votes	151228		
Total no of rejected votes	82		
Total no of votes not retrieved from EVM	0		
Total no of tender votes	6		

Total Valid Votes Polled : **151228**

Name of the Winning Candidate **Lakhan Sahadeo Malik**

Date of Declaration 22nd October 2009



# GENERAL ELECTIONS TO STATE LEGISLATIVE ASSEMBLY 2009

No and name of the Constituency	35 Karanja		
Date of Poll			
Date of counting of votes	22nd October 2009		
Total no of electors	Male	Female	Total
	129612	120321	249933
Total no of voters who voted	87995	73011	161006
Total no of Postal Votes	645		
Total no of valid votes	161617		
Total no of rejected votes	34		
Total no of votes not retrieved from EVM	0		
Total no of tender votes	15		

Name of the candidate	Party	Votes Polled	Percentage
1 Dahake Prakash Uttamrao	NCP	62,658	38.77
2 Patni Rajendra Sukhanand	SHS	32,283	19.98
3 Mahakal Laxmikant Bhagwantrao	BSP	2,049	1.27
4 Azimoddin Mohamad Usman	ABS	293	0.18
5 Amol Sheshrao Chavhan	LJSP	376	0.23
6 M.Niyaz Sheikh Ansar	MDP	363	0.22
7 Mohamad A. Kayub Ali alies M. A. Kayum	HJP	876	0.54
8 Dr.Rathod Subhash Pandurang	BBM	24,590	15.21
9 Sable Bapurao Karpaji	PWPI	384	0.24
10 Garwe Usman Piru	IND	866	0.54
11 Parasram Dharmaji Jadhav	IND	176	0.11
12 Pawar Ramesh Gorsing	IND	333	0.21
13 Pardhi Maroti Narayanrao	IND	258	0.16
14 Bhujadle Rajkumar Narayanrao	IND	396	0.25
15 Mandatai Hansraj Shende	IND	718	0.44
16 Ramesh Pandurang Nakhale	IND	2,191	1.36
17 Sawake Ramkrushana Pundlikrao	IND	2,126	1.32
18 Subhash Pandharinath Thakre	IND	30,681	18.98

# GENERAL ELECTIONS TO STATE LEGISLATIVE ASSEMBLY 2009

No and name of the Constituency	35 Karanja		
Date of Poll			
Date of counting of votes	22nd October 2009		
Total no of electors	Male	Female	Total
	129612	120321	249933
Total no of voters who voted	87995	73011	161006
Total no of Postal Votes	645		
Total no of valid votes	161617		
Total no of rejected votes	34		
Total no of votes not retrieved from EVM	0		
Total no of tender votes	15		

Total Valid Votes Polled : **161617**

Name of the Winning Candidate

**Dahake Prakash Uttamrao**

Date of Declaration

22nd October 2009



# GENERAL ELECTIONS TO STATE LEGISLATIVE ASSEMBLY 2009

No and name of the Constituency	36 Dhamangaon		
Date of Poll			
Date of counting of votes	22nd October 2009		
	Male	Female	Total
Total no of electors	139193	131204	270397
Total no of voters who voted	97842	83716	181558
Total no of Postal Votes	729		
Total no of valid votes	182228		
Total no of rejected votes	58		
Total no of votes not retrieved from EVM	1		
Total no of tender votes	8		

Name of the candidate	Party	Votes Polled	Percentage
1 Adsad Arunbhau Janardan	BJP	59,307	32.55
2 Jagtap Virendra Valmik	INC	72,755	39.93
3 Dr. Dhole Pandurang Vithusa	BSP	29,544	16.21
4 Tukaram Jangalaji Bhasme	CPI	5,909	3.24
5 Arun Vitthalrao Madavi	ZMM	394	0.22
6 Pimpale Chandrashekhar Nagorao	MNS	3,571	1.96
7 Madavi Sanjay Krushnarao	GGP	321	0.18
8 Naresh Bhagwan Dhanke	IND	344	0.19
9 Pawar Babusing Aserao	IND	997	0.55
10 Bhaise Vijayrao Yadaoraoji	IND	5,236	2.87
11 Adv. Yogeshwar Alias Kaka Kawade	IND	602	0.33
12 Ramesh Gulabrao Choudhari	IND	623	0.34
13 Renuka Kisanrao Sapate	IND	926	0.51
14 Warghat Anil Ramdas	IND	1,699	0.93

# GENERAL ELECTIONS TO STATE LEGISLATIVE ASSEMBLY 2009

No and name of the Constituency	36 Dhamangaon		
Date of Poll			
Date of counting of votes	22nd October 2009		
Total no of electors	Male	Female	Total
	139193	131204	270397
Total no of voters who voted	97842	83716	181558
Total no of Postal Votes	729		
Total no of valid votes	182228		
Total no of rejected votes	58		
Total no of votes not retrieved from EVM	1		
Total no of tender votes	8		

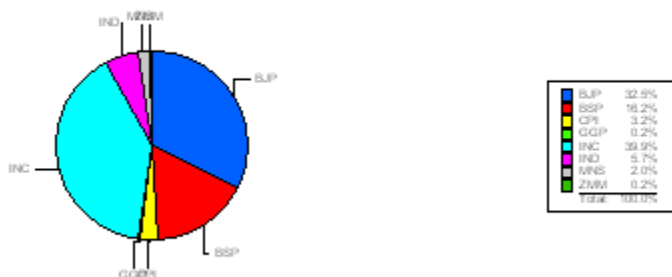
Total Valid Votes Polled : **182228**

Name of the Winning Candidate

**Jagtap Virendra Valmik**

Date of Declaration

22nd October 2009



# GENERAL ELECTIONS TO STATE LEGISLATIVE ASSEMBLY 2009

No and name of the Constituency	37 Badnera		
Date of Poll			
Date of counting of votes	22nd October 2009		
	Male	Female	Total
Total no of electors	143020	132056	275076
Total no of voters who voted	83554	71190	154744
Total no of Postal Votes	860		
Total no of valid votes	155543		
Total no of rejected votes	61		
Total no of votes not retrieved from EVM	0		
Total no of tender votes	19		

Name of the candidate	Party	Votes Polled	Percentage
1 Adv. Manish Madhukarrao Sawalakhe	BSP	4,209	2.71
2 Sudhir Narayanrao Suryawanshi	SHS	17,582	11.30
3 Sulabha Sanjay Khodke	NCP	54,260	34.88
4 Athawaley Sanjay Hiranjanji	BBM	1,433	0.92
5 Morey Sandesh Haribhau	RPI(KB)	308	0.20
6 Suresh Chatruji Pawar	SVRP	164	0.11
7 Anna Alias Rahul Laxmanrao Mohod	IND	156	0.10
8 Aniruddha madhukarrao Huse	IND	880	0.57
9 Jawanjal Sanjay Abasaheb	IND	248	0.16
10 Mankar Dhanraj Anandrao	IND	476	0.31
11 Meghshyam Ramesh ghongade (Patil)	IND	789	0.51
12 Ravi Rana	IND	73,031	46.95
13 Rajdeep Ram Meghe	IND	915	0.59
14 Rajubhau Gajananrao Nannaware	IND	476	0.31
15 Adv. Varsha Sanjay Nerkar	IND	616	0.40

# GENERAL ELECTIONS TO STATE LEGISLATIVE ASSEMBLY 2009

No and name of the Constituency	37 Badnera		
Date of Poll			
Date of counting of votes	22nd October 2009		
Total no of electors	Male	Female	Total
	143020	132056	275076
Total no of voters who voted	83554	71190	154744
Total no of Postal Votes	860		
Total no of valid votes	155543		
Total no of rejected votes	61		
Total no of votes not retrieved from EVM	0		
Total no of tender votes	19		

Total Valid Votes Polled : **155543**

Name of the Winning Candidate **Ravi Rana**

Date of Declaration 22nd October 2009



BSM	0.9%
BSP	2.7%
IND	49.9%
NCP	34.9%
PFI(KS)	0.2%
SHS	11.3%
SVPP	0.7%
Total	100.0%

# GENERAL ELECTIONS TO STATE LEGISLATIVE ASSEMBLY 2009

No and name of the Constituency	38 Amravati		
Date of Poll			
Date of counting of votes	22nd October 2009		
	Male	Female	Total
Total no of electors	140476	129346	269822
Total no of voters who voted	76766	62397	139163
Total no of Postal Votes	1184		
Total no of valid votes	140140		
Total no of rejected votes	207		
Total no of votes not retrieved from EVM	0		
Total no of tender votes	34		

	Name of the candidate	Party	Votes Polled	Percentage
1	Abdul Raheman Abdul Majid	BSP	1,712	1.22
2	Shingore Pradeep Balwantrao	BJP	16,024	11.43
3	Raosaheb Shekhawat	INC	61,331	43.76
4	Shekh Akbar Shekh Ismaile	BBM	818	0.58
5	Dr. Karim Shah Raheman Shah	IND	427	0.30
6	Jain Shishir Ashok	IND	77	0.05
7	Tayde mahesh Bhojraj	IND	128	0.09
8	Patil Sir alias Pappu Bhau	IND	576	0.41
9	Pravin Vasant Kendale	IND	258	0.18
10	Bagdi Purushottam Kisanlal	IND	146	0.10
11	Vahidkhan Badarkhan	IND	375	0.27
12	Sameer Ratnakar Deshmukh	IND	2,104	1.50
13	Md. Salim Mo. Jafar	IND	447	0.32
14	Dr. Sunil Panjabrao Deshmukh	IND	55,717	39.76

# GENERAL ELECTIONS TO STATE LEGISLATIVE ASSEMBLY 2009

No and name of the Constituency	38 Amravati		
Date of Poll			
Date of counting of votes	22nd October 2009		
Total no of electors	Male	Female	Total
	140476	129346	269822
Total no of voters who voted	76766	62397	139163
Total no of Postal Votes	1184		
Total no of valid votes	140140		
Total no of rejected votes	207		
Total no of votes not retrieved from EVM	0		
Total no of tender votes	34		

Total Valid Votes Polled : **140140**

Name of the Winning Candidate **Raosaheb Shekhawat**

Date of Declaration 22nd October 2009



BJP	11.4%
BSP	1.2%
INC	43.8%
IND	43.0%
Total	100.0%

# GENERAL ELECTIONS TO STATE LEGISLATIVE ASSEMBLY 2009

No and name of the Constituency	39 Teosa		
Date of Poll			
Date of counting of votes	22nd October 2009		
	Male	Female	Total
Total no of electors	127054	116748	243802
Total no of voters who voted	83281	64443	147724
Total no of Postal Votes	443		
Total no of valid votes	148129		
Total no of rejected votes	38		
Total no of votes not retrieved from EVM	0		
Total no of tender votes	14		

	Name of the candidate	Party	Votes Polled	Percentage
1	Dr. Chandrasekhar Ramdaspanth Kuralkar	BSP	11,834	7.99
2	Band Sanjay Raosaheb	SHS	46,924	31.68
3	Adv. Yashomati Thakur	INC	73,054	49.32
4	Sabirhusen Ahmadhusain	CPI	4,735	3.20
5	Bonde Jagdish Jaywantrao	SBP	916	0.62
6	Ingale Vijay Marotrao	BBM	613	0.41
7	Dr. Ganesh Kharkar	IND	1,369	0.92
8	Dharmraj Dayaramsi Shirbhate	IND	329	0.22
9	Balasaheb Ashadevi Pandurang Korate	IND	901	0.61
10	Rajendra Sahebrao Parise	IND	1,296	0.87
11	Sanjay Prabhakarao Deshmukh	IND	4,674	3.16
12	Sandesh Suryabhanji Meshram	IND	1,484	1.00

# GENERAL ELECTIONS TO STATE LEGISLATIVE ASSEMBLY 2009

No and name of the Constituency	39 Teosa		
Date of Poll			
Date of counting of votes	22nd October 2009		
Total no of electors	Male	Female	Total
	127054	116748	243802
Total no of voters who voted	83281	64443	147724
Total no of Postal Votes	443		
Total no of valid votes	148129		
Total no of rejected votes	38		
Total no of votes not retrieved from EVM	0		
Total no of tender votes	14		

Total Valid Votes Polled : **148129**

Name of the Winning Candidate **Adv. Yashomati Thakur**

Date of Declaration 22nd October 2009



# GENERAL ELECTIONS TO STATE LEGISLATIVE ASSEMBLY 2009

No and name of the Constituency	40 Daryapur (S.C.)		
Date of Poll			
Date of counting of votes	22nd October 2009		
Total no of electors	Male	Female	Total
	135745	120699	256444
Total no of voters who voted	85348	64021	149369
Total no of Postal Votes	1024		
Total no of valid votes	150314		
Total no of rejected votes	79		
Total no of votes not retrieved from EVM	0		
Total no of tender votes	10		

Name of the candidate	Party	Votes Polled	Percentage
1 Capt. Abhijit Anandrao Adsul	SHS	40,606	27.01
2 Lect. Ambadas Pritam Dhoke	BSP	2,685	1.79
3 Abhayankar Jagannath Motiram	BBM	10,620	7.07
4 Abhyankar Rameshwar Mahadeorao	RPI	20,263	13.48
5 Khandare Ravindra Zinguji	RPI(A)	584	0.39
6 Gajanan Punaji Kalane	JMM	456	0.30
7 Gopal Ramkrushna Chandan	MNS	13,857	9.22
8 Madhukar Baliram Sonone	SVRP	4,288	2.85
9 Vijay Yashwant Vilhekar	SBP	1,933	1.29
10 Shirole Shalikram Bapuna	LJSP	844	0.56
11 Ajabrao Uttamrao Bhongade	IND	608	0.40
12 Arun Pandurangaji Tayde	IND	421	0.28
13 Avinash Krushnarao Gaigole	IND	12,904	8.58
14 Kisanrao Bhuraoji Khandare	IND	882	0.59
15 Jondhalekar Vijay Motiramji	IND	1,860	1.24
16 Dhawale Sudhakar Namdeorao	IND	1,010	0.67
17 Dadarao @ Kokubhau Dashrath Kokate	IND	1,119	0.74
18 Dhakade Puran Genduji	IND	348	0.23
19 Dhule Shalikram Baliramji	IND	493	0.33
20 Papalkar Narayan Gangaram	IND	481	0.32
21 Balwant Baswant Wankhede	IND	25,948	17.26
22 Bhaskar Yeshwant Hiwrale	IND	374	0.25
23 Wanere Vijay Narayanrao	IND	3,998	2.66
24 Siddharth Pandurang Wankhede	IND	3,212	2.14

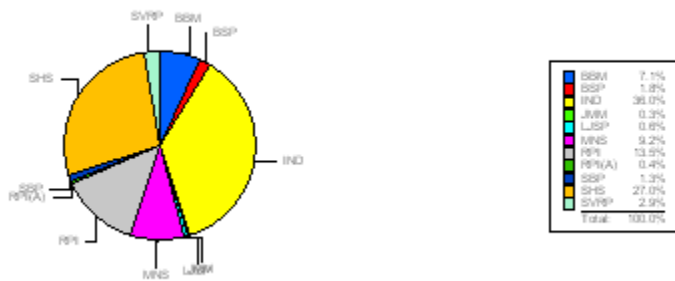
# GENERAL ELECTIONS TO STATE LEGISLATIVE ASSEMBLY 2009

No and name of the Constituency	40 Daryapur (S.C.)		
Date of Poll			
Date of counting of votes	22nd October 2009		
Total no of electors	Male	Female	Total
	135745	120699	256444
Total no of voters who voted	85348	64021	149369
Total no of Postal Votes	1024		
Total no of valid votes	150314		
Total no of rejected votes	79		
Total no of votes not retrieved from EVM	0		
Total no of tender votes	10		
25 Subhash Sitaramji Mahore	IND		520 0.35

Total Valid Votes Polled : **150314**

Name of the Winning Candidate **Capt. Abhijit Anandrao Adsul**

Date of Declaration 22nd October 2009



# GENERAL ELECTIONS TO STATE LEGISLATIVE ASSEMBLY 2009

No and name of the Constituency	41 Melghat		
Date of Poll			
Date of counting of votes	22nd October 2009		
Total no of electors	Male	Female	Total
	112534	102009	214543
Total no of voters who voted	79820	65961	145781
Total no of Postal Votes	478		
Total no of valid votes	146231		
Total no of rejected votes	28		
Total no of votes not retrieved from EVM	0		
Total no of tender votes	9		

Name of the candidate	Party	Votes Polled	Percentage
1 Kale Kewalram Tulshiram	INC	63,619	43.51
2 Patel Rajkumar Dayaram	BJP	62,909	43.02
3 Bethekar Munna Balaji	BSP	2,614	1.79
4 Kasdekar Prabhakar Babulal	RPI(A)	676	0.46
5 Mawaskar Hiralal Sakharam	JSS	5,346	3.66
6 Tulsiram alias Mahadeo Beniram Dhurve	IND	563	0.39
7 Dhande Chunnilal Ringa	IND	1,187	0.81
8 Mawaskar Patlya Langda	IND	1,512	1.03
9 More Punaji Subhaji	IND	1,919	1.31
10 Dr. Ravikumar Ramkisan Patel	IND	5,886	4.03


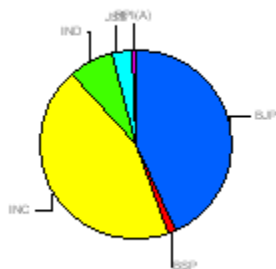
Total Valid Votes Polled : **146231**

Name of the Winning Candidate

**Kale Kewalram Tulshiram**

Date of Declaration

22nd October 2009



# GENERAL ELECTIONS TO STATE LEGISLATIVE ASSEMBLY 2009

No and name of the Constituency	42 Achalpur		
Date of Poll			
Date of counting of votes	22nd October 2009		
Total no of electors	Male	Female	Total
	123541	109463	233004
Total no of voters who voted	84750	66317	151067
Total no of Postal Votes	681		
Total no of valid votes	151691		
Total no of rejected votes	57		
Total no of votes not retrieved from EVM	0		
Total no of tender votes	10		

Name of the candidate	Party	Votes Polled	Percentage
1 Anantrao Ghodhe	SHS	24,824	16.36
2 Deshmukh Wasudhatai Pundalik	INC	54,884	36.18
3 Mohod Bhimrao Bhopiji	BSP	1,184	0.78
4 Dhananjay Ruprao Kakde	SBP	279	0.18
5 Patil Prafull Shriram	RSP	901	0.59
6 Raju Mahadeorao sonone	HJP	366	0.24
7 Abhayankar Sunanda Jayram	IND	307	0.20
8 Ujwal Dinkar Kulkarni	IND	130	0.09
9 Uttamrao Pandurang Ghime	IND	189	0.12
10 Dhakade Puran Genduji	IND	613	0.40
11 Bacchu Alis Omprakash Babarao Kadu	IND	60,627	39.97
12 Yoesh Madhukarrao Pawar	IND	2,831	1.87
13 Rais Ahamdkhan Mhetabkhan	IND	347	0.23
14 Ravindrasingh Sukhadeo singh Khojare	IND	409	0.27
15 Wankhede Dadarao Janrao	IND	620	0.41
16 Vinaykrao Digambarrao Charjan	IND	849	0.56
17 Shekh Abdul Shekh Haidar	IND	1,029	0.68
18 Surendra Sudamrao Gawai	IND	563	0.37
19 Dr. Harish Charanalal Kunde	IND	306	0.20
20 Hasankhan Sultankhan	IND	116	0.08
21 Hadole Surendra Madhukar	IND	317	0.21


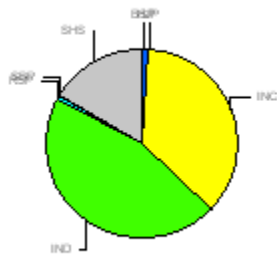
# GENERAL ELECTIONS TO STATE LEGISLATIVE ASSEMBLY 2009

No and name of the Constituency	42 Achalpur		
Date of Poll			
Date of counting of votes	22nd October 2009		
Total no of electors	Male	Female	Total
	123541	109463	233004
Total no of voters who voted	84750	66317	151067
Total no of Postal Votes	681		
Total no of valid votes	151691		
Total no of rejected votes	57		
Total no of votes not retrieved from EVM	0		
Total no of tender votes	10		

Total Valid Votes Polled : **151691**

Name of the Winning Candidate **Bacchu Alis Omprakash Babarao Kadu**

Date of Declaration 22nd October 2009



# GENERAL ELECTIONS TO STATE LEGISLATIVE ASSEMBLY 2009

No and name of the Constituency	43 Morshi		
Date of Poll			
Date of counting of votes	22nd October 2009		
Total no of electors	Male	Female	Total
	126788	114264	241052
Total no of voters who voted	91477	73135	164612
Total no of Postal Votes	774		
Total no of valid votes	165357		
Total no of rejected votes	29		
Total no of votes not retrieved from EVM	0		
Total no of tender votes	0		

Name of the candidate	Party	Votes Polled	Percentage
1 Ashok Haribhauji Rode	BSP	18,325	11.08
2 Tatte Sahebrao Ramachandra	BJP	15,276	9.24
3 Harshavardhan Pratapsingh Deshmukh	NCP	37,748	22.83
4 Murlidhar Rajeram Marskole	GGP	857	0.52
5 Sarang Prakashrao Yawalkar	BBM	417	0.25
6 Anil Uttamrao Khandekar	IND	1,635	0.99
7 Prof. Anand Jayawant Tayade	IND	345	0.21
8 Khemraj Gulabrao Zode	IND	190	0.11
9 Charpe Wamanrao Vishramji	IND	760	0.46
10 Narshchandra Panjabrao Thakre	IND	37,870	22.90
11 Purushottam Babarao Potode	IND	500	0.30
12 Baraskar Tarabai Gulab	IND	2,134	1.29
13 Dr. Bonde Anil Sukhadeorao	IND	43,905	26.55
14 Mamta Vinayak Kandalkar	IND	1,278	0.77
15 Dr. Vasant Ramraoji Lunge	IND	1,009	0.61
16 Waman Sampatrao Menghal	IND	1,504	0.91
17 Vinayak Khajinrao Waghmare	IND	745	0.45
18 Shankar Tulsiram Dabhade	IND	859	0.52

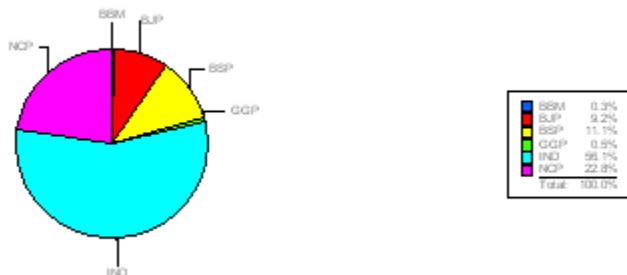
# GENERAL ELECTIONS TO STATE LEGISLATIVE ASSEMBLY 2009

No and name of the Constituency	43 Morshi		
Date of Poll			
Date of counting of votes	22nd October 2009		
Total no of electors	Male	Female	Total
	126788	114264	241052
Total no of voters who voted	91477	73135	164612
Total no of Postal Votes	774		
Total no of valid votes	165357		
Total no of rejected votes	29		
Total no of votes not retrieved from EVM	0		
Total no of tender votes	0		

Total Valid Votes Polled : **165357**

Name of the Winning Candidate **Dr. Bonde Anil Sukhadeorao**

Date of Declaration 22nd October 2009



# GENERAL ELECTIONS TO STATE LEGISLATIVE ASSEMBLY 2009

No and name of the Constituency	44 Arvi		
Date of Poll			
Date of counting of votes	22nd October 2009		
	Male	Female	Total
Total no of electors	119743	111304	231047
Total no of voters who voted	85172	70270	155442
Total no of Postal Votes	419		
Total no of valid votes	155785		
Total no of rejected votes	76		
Total no of votes not retrieved from EVM	0		
Total no of tender votes	9		

Name of the candidate	Party	Votes Polled	Percentage
1 Kale Amar Sharadrao	INC	68,564	44.01
2 Gorde Raju Bakerao	CPI	2,411	1.55
3 Dadarao Yadavraoji Keche	BJP	71,694	46.02
4 Rupachandbhau Tople	BSP	5,443	3.49
5 Namdeo Natthuji Meshram	BBM	1,688	1.08
6 Panjabrao Shamraoji Madavi	GGP	188	0.12
7 Purushottam alias Nanasaheb Daware	IND	213	0.14
8 Madavi Dipak Mahadeorao	IND	608	0.39
9 Wagh Shirish Dhairyashilrao	IND	3,536	2.27
10 Panjab Ganpatrao Waghmare	IND	386	0.25
11 Priya Ashok Shinde	IND	1,054	0.68

# GENERAL ELECTIONS TO STATE LEGISLATIVE ASSEMBLY 2009

No and name of the Constituency	44 Arvi		
Date of Poll			
Date of counting of votes	22nd October 2009		
Total no of electors	Male	Female	Total
	119743	111304	231047
Total no of voters who voted	85172	70270	155442
Total no of Postal Votes	419		
Total no of valid votes	155785		
Total no of rejected votes	76		
Total no of votes not retrieved from EVM	0		
Total no of tender votes	9		

Total Valid Votes Polled : **155785**

Name of the Winning Candidate

**Dadarao Yadavraoji Keche**

Date of Declaration

22nd October 2009



BJP	48.0%
INC	44.0%
INE	3.7%
BSP	3.3%
CPI	1.3%
GGP	0.7%
Total	100.0%

# GENERAL ELECTIONS TO STATE LEGISLATIVE ASSEMBLY 2009

No and name of the Constituency	45 Deoli		
Date of Poll			
Date of counting of votes	22nd October 2009		
Total no of electors	Male	Female	Total
	118683	105882	224565
Total no of voters who voted	82757	65744	148501
Total no of Postal Votes	205		
Total no of valid votes	148670		
Total no of rejected votes	36		
Total no of votes not retrieved from EVM	0		
Total no of tender votes	5		

Name of the candidate	Party	Votes Polled	Percentage
1 Tadas Ramdas Chandrabhan	BJP	54,829	36.88
2 Yashwant Namdeorao Zade	CPM	1,797	1.21
3 Ranjit Prataprao Kamble	INC	58,575	39.40
4 Dr. Vijay Govindrao Raut	BSP	15,757	10.60
5 Aaglave Vijay Nagorao	IND	3,933	2.65
6 Kamble Pravin Ramesh	IND	509	0.34
7 Ghodmare Shashank Gangadhararao	IND	10,834	7.29
8 Shobha Vishwanath Popatkar	IND	604	0.41
9 Shankar Kamalrao Bawane	IND	1,832	1.23


Total Valid Votes Polled : **148670**

Name of the Winning Candidate

**Ranjit Prataprao Kamble**

Date of Declaration

22nd October 2009



# GENERAL ELECTIONS TO STATE LEGISLATIVE ASSEMBLY 2009

No and name of the Constituency	46 Hinganghat		
Date of Poll			
Date of counting of votes	22nd October 2009		
Total no of electors	Male	Female	Total
	128273	116317	244590
Total no of voters who voted	91748	72968	164716
Total no of Postal Votes	650		
Total no of valid votes	165361		
Total no of rejected votes	5		
Total no of votes not retrieved from EVM	0		
Total no of tender votes	9		

Name of the candidate	Party	Votes Polled	Percentage
1 Ashok Shamraoji Shinde	SHS	51,285	31.01
2 Timade Raju alias Mohan Wasudeorao	NCP	38,685	23.39
3 Dhanraj Pannalal Chopada	BSP	11,965	7.24
4 Chandrashekhar alias Raju Wasudeorao Hardas	BBM	489	0.30
5 Prof. Madhukar Dharmaraji Zoting	SBP	2,887	1.75
6 Wankhede Ramchandra Sambhaji	RPI(A)	1,022	0.62
7 Sanjay Keshavrao Made	MNS	1,062	0.64
8 Kunawar Samir Tryambakrao	IND	49,864	30.15
9 Jagannath Nilkanthrao Raut	IND	781	0.47
10 Neware Umesh Sadashivarao	IND	1,707	1.03
11 Pravin Gulab Raut	IND	537	0.32
12 Bhashkar Anandrao Madavi	IND	872	0.53
13 Rajendra Daga	IND	4,205	2.54

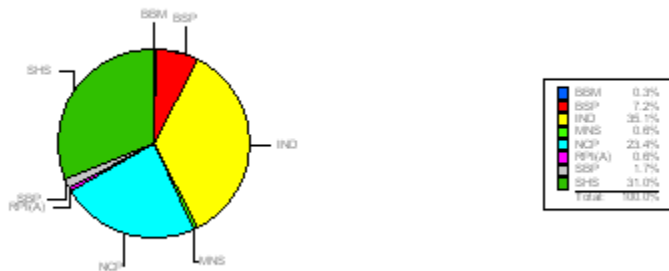
# GENERAL ELECTIONS TO STATE LEGISLATIVE ASSEMBLY 2009

No and name of the Constituency	46 Hinganghat		
Date of Poll			
Date of counting of votes	22nd October 2009		
Total no of electors	Male	Female	Total
	128273	116317	244590
Total no of voters who voted	91748	72968	164716
Total no of Postal Votes	650		
Total no of valid votes	165361		
Total no of rejected votes	5		
Total no of votes not retrieved from EVM	0		
Total no of tender votes	9		

Total Valid Votes Polled : **165361**

Name of the Winning Candidate **Ashok Shamraoji Shinde**

Date of Declaration 22nd October 2009



# GENERAL ELECTIONS TO STATE LEGISLATIVE ASSEMBLY 2009

No and name of the Constituency	47 Wardha		
Date of Poll			
Date of counting of votes	22nd October 2009		
	Male	Female	Total
Total no of electors	125756	115640	241396
Total no of voters who voted	79987	66524	146511
Total no of Postal Votes	662		
Total no of valid votes	147081		
Total no of rejected votes	92		
Total no of votes not retrieved from EVM	0		
Total no of tender votes	5		

Name of the candidate	Party	Votes Polled	Percentage
1 Balpande Ravikant Pandurangji	SHS	21,966	14.93
2 Shaikh Salim Shaikh Nabi	BSP	10,035	6.82
3 Shende Shekhar Pramod	INC	40,420	27.48
4 Kashikar Vaibhav Ravi	SBP	2,672	1.82
5 Qureshi Mo. Salim Abdul Sattar	MDP	942	0.64
6 Bhalavi Gopal Vitthalrao	JMM	275	0.19
7 Hedau Ajay Namdeorao	MNS	2,782	1.89
8 Deshmukh Suresh Bahuraoji	IND	52,085	35.41
9 Nitin Ganeshrao Yelne	IND	619	0.42
10 Pangul Rajabhau Bhauraoji	IND	1,666	1.13
11 Pradeep Laxmanrao Ladake	IND	467	0.32
12 Rajendra Gulabrao Shambharkar	IND	1,025	0.70
13 Shyam Shankarrao Gaikwad	IND	12,127	8.25

# GENERAL ELECTIONS TO STATE LEGISLATIVE ASSEMBLY 2009

No and name of the Constituency	47 Wardha		
Date of Poll			
Date of counting of votes	22nd October 2009		
Total no of electors	Male	Female	Total
	125756	115640	241396
Total no of voters who voted	79987	66524	146511
Total no of Postal Votes	662		
Total no of valid votes	147081		
Total no of rejected votes	92		
Total no of votes not retrieved from EVM	0		
Total no of tender votes	5		

Total Valid Votes Polled : **147081**

Name of the Winning Candidate **Deshmukh Suresh Bahuraoji**

Date of Declaration 22nd October 2009



# GENERAL ELECTIONS TO STATE LEGISLATIVE ASSEMBLY 2009

No and name of the Constituency	48 Katol		
Date of Poll			
Date of counting of votes	22nd October 2009		
	Male	Female	Total
Total no of electors	128076	117735	245811
Total no of voters who voted	87899	71457	159356
Total no of Postal Votes	1005		
Total no of valid votes	160200		
Total no of rejected votes	161		
Total no of votes not retrieved from EVM	0		
Total no of tender votes	16		

	Name of the candidate	Party	Votes Polled	Percentage
1	Anil Deshmukh	NCP	68,143	42.54
2	Kiran Krushnarao Pandav	SHS	31,372	19.58
3	Dongre Vijay Natthuji	BSP	2,126	1.33
4	Ganesh Suryabhanji Salam	JMM	815	0.51
5	Charansing Babulalji Thakur	RPI(A)	35,940	22.43
6	Chandrashekhar Narayanrao Kumbhare	DSP	1,051	0.66
7	Ramesh Shamrao Maraskolhe	GGP	1,046	0.65
8	Sofi Mahammad Junaidbab Sofi	RKSP	322	0.20
9	Adv. Ulhas Shalikaram Dupare	IND	2,501	1.56
10	Thakare Prabhakar Pundalik	IND	696	0.43
11	Dinesh Gunawantrao Tule	IND	1,351	0.84
12	Prashant Laxmanrao Pawar	IND	1,133	0.71
13	Rahul Virendra Deshmukh	IND	10,120	6.32
14	Shaikh Lukmanbhai Haidarmiya	IND	1,072	0.67
15	Dr. Sunilbhou Vishwanthji Narnaware	IND	2,512	1.57

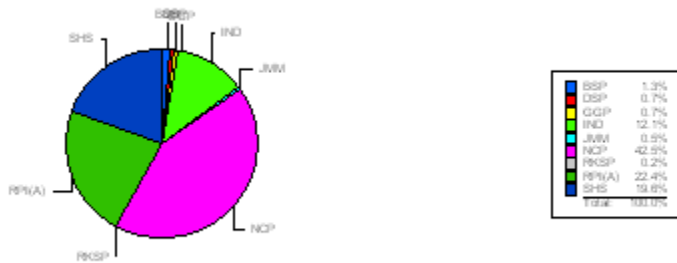
# GENERAL ELECTIONS TO STATE LEGISLATIVE ASSEMBLY 2009

No and name of the Constituency	48 Katol		
Date of Poll			
Date of counting of votes	22nd October 2009		
Total no of electors	Male	Female	Total
	128076	117735	245811
Total no of voters who voted	87899	71457	159356
Total no of Postal Votes	1005		
Total no of valid votes	160200		
Total no of rejected votes	161		
Total no of votes not retrieved from EVM	0		
Total no of tender votes	16		

Total Valid Votes Polled : **160200**

Name of the Winning Candidate **Anil Deshmukh**

Date of Declaration 22nd October 2009



# GENERAL ELECTIONS TO STATE LEGISLATIVE ASSEMBLY 2009

No and name of the Constituency	49 Saoner		
Date of Poll			
Date of counting of votes	22nd October 2009		
Total no of electors	Male	Female	Total
	130100	118389	248489
Total no of voters who voted	95230	79034	174264
Total no of Postal Votes	795		
Total no of valid votes	174957		
Total no of rejected votes	99		
Total no of votes not retrieved from EVM	3		
Total no of tender votes	18		

Name of the candidate	Party	Votes Polled	Percentage
1 Kedar Sunil Chhatrapal	INC	82,452	47.13
2 Chandrakant Vinayakrao Wankhede	BSP	6,699	3.83
3 Deshmukh Ashish Ranjit	BJP	78,980	45.14
4 Uikey Dinesh Kaluram	GGP	1,018	0.58
5 Gajanan Mahadeo Katware	DSP	923	0.53
6 Warthi Ramesh Shamraoji	JMM	396	0.23
7 Shelare Pankaj Pandurang	SP	406	0.23
8 Ashish Deshmukh	IND	1,280	0.73
9 Pramod Namdeorao Dhole	IND	553	0.32
10 Bhimrao Raghobaji Nikose	IND	2,250	1.29


Total Valid Votes Polled : **174957**

Name of the Winning Candidate

**Kedar Sunil Chhatrapal**

Date of Declaration

22nd October 2009



# GENERAL ELECTIONS TO STATE LEGISLATIVE ASSEMBLY 2009

No and name of the Constituency	50 Hingana		
Date of Poll			
Date of counting of votes	22nd October 2009		
Total no of electors	Male	Female	Total
	148540	127044	275584
Total no of voters who voted	90820	70351	161171
Total no of Postal Votes	271		
Total no of valid votes	161428		
Total no of rejected votes	14		
Total no of votes not retrieved from EVM	0		
Total no of tender votes	12		

	Name of the candidate	Party	Votes Polled	Percentage
1	Ghodemare Vijaybabu Pandurangji	BJP	65,039	40.29
2	Rameshchandra Gopikisanji Bang	NCP	64,339	39.86
3	Rajaram Gayaprasad Pande	BSP	9,262	5.74
4	Uikey Sangita Suryabhan	JMM	261	0.16
5	Dinesh Tarachand Bansod	RPI(A)	6,749	4.18
6	Dilip Mangal Madavi	GGP	1,030	0.64
7	Madhukar Namdeorao Manke (Patil)	SBP	644	0.40
8	Gurudas Uddhao Bawane	IND	246	0.15
9	Zibal Jairam Waghade	IND	678	0.42
10	Deorao Natthuji Meshram	IND	549	0.34
11	Devanand Pandurang Bhope	IND	285	0.18
12	Fulkar Sanjay Shankarrao	IND	541	0.34
13	Milind Kesharaoji Patil	IND	503	0.31
14	Rajesh Manoranjan Gautam	IND	8,643	5.35
15	Singh Udayabhan Laxman Singh	IND	2,659	1.65

# GENERAL ELECTIONS TO STATE LEGISLATIVE ASSEMBLY 2009

No and name of the Constituency	50 Hingana		
Date of Poll			
Date of counting of votes	22nd October 2009		
Total no of electors	Male	Female	Total
	148540	127044	275584
Total no of voters who voted	90820	70351	161171
Total no of Postal Votes	271		
Total no of valid votes	161428		
Total no of rejected votes	14		
Total no of votes not retrieved from EVM	0		
Total no of tender votes	12		

Total Valid Votes Polled : **161428**

Name of the Winning Candidate **Ghodemare Vijaybabu Pandurangji**

Date of Declaration 22nd October 2009



# GENERAL ELECTIONS TO STATE LEGISLATIVE ASSEMBLY 2009

No and name of the Constituency	51 Umred (S.C.)		
Date of Poll			
Date of counting of votes	22nd October 2009		
Total no of electors	Male	Female	Total
	141875	135503	277378
Total no of voters who voted	94757	79324	174081
Total no of Postal Votes	1040		
Total no of valid votes	174218		
Total no of rejected votes	493		
Total no of votes not retrieved from EVM	410		
Total no of tender votes	12		

Name of the candidate	Party	Votes Polled	Percentage
1 Parwe Sudhir Laxman	BJP	85,416	49.03
2 Meshram Shirish Mahaerorao	INC	40,720	23.37
3 Vinod Bhaskarrao Patil	BSP	12,246	7.03
4 Golghate Tarkeshwar Devidas	DSP	1,591	0.91
5 Gautam Bhikaji Wasnik	BBM	483	0.28
6 Chaudhari Durwas Somaji	RPI(A)	937	0.54
7 Deshpande Sanjay Sawaji	HJP	334	0.19
8 Pradeep Daryao Borkar	RPI(KR)	238	0.14
9 Prashant Bhimrao Meshram	JMM	265	0.15
10 Adnyan Anandrao Bankar	IND	406	0.23
11 Khobragade Chandrabhan Jayram	IND	406	0.23
12 Chandan Somaji Mul	IND	592	0.34
13 Dharmadas Mirguji Chaudhari	IND	3,131	1.80
14 Naresh Jairamji Mitra	IND	1,034	0.59
15 Parmatma Murlidhar Satpute	IND	727	0.42
16 Bansod Rukshadas Mokalrao	IND	5,281	3.03
17 Malke Ghanshyam Ramaji	IND	2,647	1.52
18 Ramteke Chandrabhan Baliram	IND	1,126	0.65
19 Vilas Ganesh Zodape	IND	695	0.40
20 Sandip Gawai	IND	15,943	9.15


# GENERAL ELECTIONS TO STATE LEGISLATIVE ASSEMBLY 2009

No and name of the Constituency	51 Umred (S.C.)		
Date of Poll			
Date of counting of votes	22nd October 2009		
Total no of electors	Male	Female	Total
	141875	135503	277378
Total no of voters who voted	94757	79324	174081
Total no of Postal Votes	1040		
Total no of valid votes	174218		
Total no of rejected votes	493		
Total no of votes not retrieved from EVM	410		
Total no of tender votes	12		

Total Valid Votes Polled : **174218**

Name of the Winning Candidate **Parwe Sudhir Laxman**

Date of Declaration 22nd October 2009



# GENERAL ELECTIONS TO STATE LEGISLATIVE ASSEMBLY 2009

No and name of the Constituency	52 Nagpur South West		
Date of Poll			
Date of counting of votes	22nd October 2009		
Total no of electors	Male	Female	Total
	179006	172015	351021
Total no of voters who voted	92153	82496	174649
Total no of Postal Votes	510		
Total no of valid votes	174955		
Total no of rejected votes	201		
Total no of votes not retrieved from EVM	3		
Total no of tender votes	16		

Name of the candidate	Party	Votes Polled	Percentage
1 Devendra Gangadharrao Fadnavis	BJP	89,258	51.02
2 Vikas Pandurang Thakre	INC	61,483	35.14
3 Chimote Rammurti Kesharao	GGP	437	0.25
4 Jaideep Jogendra Kawade	RPI(A)	1,438	0.82
5 Bhaiyasaheb Bhagwan Shelare	IJP	136	0.08
6 Raju Mahadeo Pendam	JMM	184	0.11
7 Lokhande Raju Jyotiramji	BBM	10,533	6.02
8 Uddhao Shyamraoji Khadse	IND	117	0.07
9 Umakant (Bablu) Deotale	IND	8,337	4.77
10 Kamble Raju Sampatrao	IND	181	0.10
11 Khemraj Punaji Moon	IND	112	0.06
12 Balasaheb Alias Pramod Ramaji Shambharkar	IND	89	0.05
13 Banti Haridas Uke	IND	184	0.11
14 Rangari Rajesh Shravan	IND	848	0.48
15 Sunil Chokhinath Zodape	IND	1,618	0.92


# GENERAL ELECTIONS TO STATE LEGISLATIVE ASSEMBLY 2009

No and name of the Constituency	52 Nagpur South West		
Date of Poll			
Date of counting of votes	22nd October 2009		
Total no of electors	Male	Female	Total
	179006	172015	351021
Total no of voters who voted	92153	82496	174649
Total no of Postal Votes	510		
Total no of valid votes	174955		
Total no of rejected votes	201		
Total no of votes not retrieved from EVM	3		
Total no of tender votes	16		

Total Valid Votes Polled : **174955**

Name of the Winning Candidate **Devendra Gangadharrao Fadnavis**

Date of Declaration 22nd October 2009



# GENERAL ELECTIONS TO STATE LEGISLATIVE ASSEMBLY 2009

No and name of the Constituency	53 Nagpur South		
Date of Poll			
Date of counting of votes	22nd October 2009		
Total no of electors	Male	Female	Total
	170010	159086	329096
Total no of voters who voted	86010	70504	156514
Total no of Postal Votes	974		
Total no of valid votes	157107		
Total no of rejected votes	381		
Total no of votes not retrieved from EVM	0		
Total no of tender votes	13		

Name of the candidate	Party	Votes Polled	Percentage
1 Uttam Shewde	BSP	10,326	6.57
2 Kishor Ratanlal Kumeriya	SHS	39,316	25.02
3 Dinanath Deorao Padole	INC	69,711	44.37
4 Panchbudhe Yupkumar Madhukar	RJD	836	0.53
5 Kishor Chindhuji Gajbhiye	RPI(A)	4,681	2.98
6 Jeenda Shrawanji Bhagat	SSD	182	0.12
7 Daud Bhaie Sheikh	DSP	1,275	0.81
8 D. R. Madavi	GGP	405	0.26
9 Adv. Milind Anandrao Khobragade	RPI(D)	697	0.44
10 Sanjay Laxman Patil	MNS	3,364	2.14
11 Ashok Dhawad	IND	6,611	4.21
12 Korke Pradeep S.	IND	267	0.17
13 Khandale Krishnarao Raghoba	IND	570	0.36
14 Deepak Gulabrao Nagpure	IND	1,119	0.71
15 Deshmukh Jitendra	IND	395	0.25
16 Nagrare Prashant Vandeo	IND	833	0.53
17 Prakash Shankarrao Charpe	IND	501	0.32
18 Mate Mohan Gopalrao	IND	16,018	10.20

# GENERAL ELECTIONS TO STATE LEGISLATIVE ASSEMBLY 2009

No and name of the Constituency	53 Nagpur South		
Date of Poll			
Date of counting of votes	22nd October 2009		
Total no of electors	Male	Female	Total
	170010	159086	329096
Total no of voters who voted	86010	70504	156514
Total no of Postal Votes	974		
Total no of valid votes	157107		
Total no of rejected votes	381		
Total no of votes not retrieved from EVM	0		
Total no of tender votes	13		


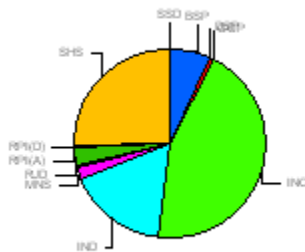
Total Valid Votes Polled : **157107**

Name of the Winning Candidate

**Dinanath Deorao Padole**

Date of Declaration

22nd October 2009



# GENERAL ELECTIONS TO STATE LEGISLATIVE ASSEMBLY 2009

No and name of the Constituency	54 Nagpur (East)		
Date of Poll			
Date of counting of votes	22nd October 2009		
Total no of electors	Male	Female	Total
	150229	132771	283000
Total no of voters who voted	89050	71638	160688
Total no of Postal Votes	417		
Total no of valid votes	161036		
Total no of rejected votes	69		
Total no of votes not retrieved from EVM	0		
Total no of tender votes	18		

Name of the candidate	Party	Votes Polled	Percentage
1 Krishna Khopde	BJP	88,814	55.15
2 G. M. Khan	BSP	5,252	3.26
3 Chaturvedi Satish Zaulal	INC	53,598	33.28
4 Anil Ravishankar Pande	SP	1,835	1.14
5 Arkey Kawdu Namdeo	GGP	169	0.10
6 Dharmik Dhananjay Vasanthrao	AIFB	689	0.43
7 Meshram Devendra Jaygopal	BBM	1,566	0.97
8 Moreshwar Mama Gulabrao Dhote	MNS	3,196	1.98
9 Raju Shamrao Nimje	DSP	787	0.49
10 Vitthal Lachiramji Dorle	SVRP	122	0.08
11 Amardeep Dadarao Tirpude	IND	358	0.22
12 Udapure Pramod Bhayyaji	IND	159	0.10
13 Kalbande Sachin Shankarrao	IND	181	0.11
14 Tibude Bhayyalal Holuji	IND	457	0.28
15 Pethe Duneshwar	IND	378	0.23
16 Buddhinath Alias Bapu Pralhad Shamkumar	IND	1,641	1.02
17 Mushtaque Pathan	IND	1,307	0.81
18 Sayeed Ahmad Khan	IND	527	0.33


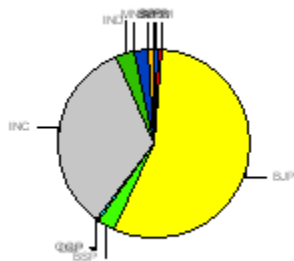
# GENERAL ELECTIONS TO STATE LEGISLATIVE ASSEMBLY 2009

No and name of the Constituency	54 Nagpur (East)		
Date of Poll			
Date of counting of votes	22nd October 2009		
Total no of electors	Male	Female	Total
	150229	132771	283000
Total no of voters who voted	89050	71638	160688
Total no of Postal Votes	417		
Total no of valid votes	161036		
Total no of rejected votes	69		
Total no of votes not retrieved from EVM	0		
Total no of tender votes	18		

Total Valid Votes Polled : **161036**

Name of the Winning Candidate **Krishna Khopde**

Date of Declaration 22nd October 2009



# GENERAL ELECTIONS TO STATE LEGISLATIVE ASSEMBLY 2009

No and name of the Constituency	55 Nagpur Central		
Date of Poll			
Date of counting of votes	22nd October 2009		
Total no of electors	Male	Female	Total
	155731	148756	304487
Total no of voters who voted	86912	67675	154587
Total no of Postal Votes	688		
Total no of valid votes	154405		
Total no of rejected votes	437		
Total no of votes not retrieved from EVM	433		
Total no of tender votes	27		

Name of the candidate	Party	Votes Polled	Percentage
1 Anand Narayanrao Jammu	CPI	1,715	1.11
2 Kumbhare Vikas Shankarrao	BJP	56,312	36.47
3 Dr. Ramchandra Alias Raju Narendra Deoghare	INC	45,521	29.48
4 Haji Gani Khan	BSP	24,034	15.57
5 Anil Dhonduji Machhale	SP	454	0.29
6 Kishore Rushisao Parate	MNS	4,212	2.73
7 Adv. Nanda Chandrabhan Parate	DSP	4,939	3.20
8 Biramwar Sachin Jayantro	GGP	340	0.22
9 Avinash Purushottam Fatak	IND	371	0.24
10 Ahmed Shabbir Vidrohi	IND	1,627	1.05
11 Kanta Sudhakar Parate	IND	959	0.62
12 Krishnabhau Rajaram Enpreddiwar	IND	1,046	0.68
13 Chandu Prince Chandrashekhar Madhukarrao Ijmulwar	IND	218	0.14
14 Jagdish Manohar Khapekar	IND	708	0.46
15 Durugkar Ravindra Devidas	IND	9,157	5.93
16 Mahadeo Dekate	IND	537	0.35
17 Mohammad Saifulla Khan Mohammad Abdulla Khan	IND	459	0.30
18 Mandlik (Parate) Dharmendra Wasudeo	IND	430	0.28
19 Ratnamala Narayanrao Umredkar	IND	371	0.24
20 Sh.Mo.Rafik Sh. Bismilla	IND	306	0.20
21 Rajesh Ramkrishna Chikhale	IND	157	0.10
22 Sheikh Ahmed Kadar	IND	186	0.12
23 Hemraj Pandurang Gabhane	IND	346	0.22

# GENERAL ELECTIONS TO STATE LEGISLATIVE ASSEMBLY 2009

No and name of the Constituency	55 Nagpur Central		
Date of Poll			
Date of counting of votes	22nd October 2009		
Total no of electors	Male	Female	Total
	155731	148756	304487
Total no of voters who voted	86912	67675	154587
Total no of Postal Votes	688		
Total no of valid votes	154405		
Total no of rejected votes	437		
Total no of votes not retrieved from EVM	433		
Total no of tender votes	27		

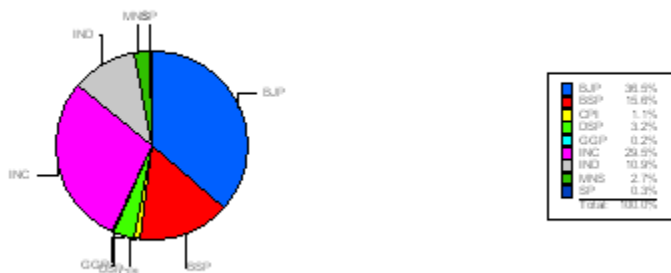
Total Valid Votes Polled : **154405**

Name of the Winning Candidate

**Kumbhare Vikas Shankarrao**

Date of Declaration

22nd October 2009



# GENERAL ELECTIONS TO STATE LEGISLATIVE ASSEMBLY 2009

No and name of the Constituency	56 Nagpur West		
Date of Poll			
Date of counting of votes	22nd October 2009		
Total no of electors	Male	Female	Total
	176032	164941	340973
Total no of voters who voted	86139	73841	159980
Total no of Postal Votes	415		
Total no of valid votes	160351		
Total no of rejected votes	26		
Total no of votes not retrieved from EVM	18		
Total no of tender votes	19		

Name of the candidate	Party	Votes Polled	Percentage
1 Anees Ahmed	INC	57,976	36.16
2 Aafi Khan Alias Delnawaz Aijaz Khan	BSP	4,180	2.61
3 Deshmukh Sudhakar Shamrao	BJP	59,955	37.39
4 Dr. Dilip Anandrao Tirpude	AIMF	937	0.58
5 Prakash Suryabhan Gajbhiye	RPI(A)	21,864	13.64
6 Vikas Ravtal	IJP	262	0.16
7 Vitthalrao Subhashrao Dhurve	GMS	342	0.21
8 Sharik Khan Shamim Khan	DSP	446	0.28
9 Aklesh Kishorilal Chavan	IND	718	0.45
10 Gawalbanshi Nitish Gangaprasad	IND	12,633	7.88
11 Chindhu Ukandrao Sonbarse Alias Tanha Nagpuri	IND	305	0.19
12 Yeshwant Prabhakar Telang	IND	733	0.46


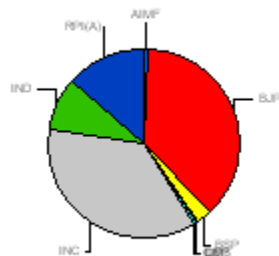
# GENERAL ELECTIONS TO STATE LEGISLATIVE ASSEMBLY 2009

No and name of the Constituency	56 Nagpur West		
Date of Poll			
Date of counting of votes	22nd October 2009		
Total no of electors	Male	Female	Total
	176032	164941	340973
Total no of voters who voted	86139	73841	159980
Total no of Postal Votes	415		
Total no of valid votes	160351		
Total no of rejected votes	26		
Total no of votes not retrieved from EVM	18		
Total no of tender votes	19		

Total Valid Votes Polled : **160351**

Name of the Winning Candidate **Deshmukh Sudhakar Shamrao**

Date of Declaration 22nd October 2009



# GENERAL ELECTIONS TO STATE LEGISLATIVE ASSEMBLY 2009

No and name of the Constituency	57 Nagpur North (SC)		
Date of Poll			
Date of counting of votes	22nd October 2009		
Total no of electors	Male	Female	Total
	166854	155304	322158
Total no of voters who voted	84357	70235	154592
Total no of Postal Votes	715		
Total no of valid votes	154379		
Total no of rejected votes	513		
Total no of votes not retrieved from EVM	415		
Total no of tender votes	24		

Name of the candidate	Party	Votes Polled	Percentage
1 Tambe Rajesh	BJP	40,067	25.95
2 Dharampal Alias Dharamkumar Deorao Patil	BSP	13,447	8.71
3 Dr. Nitin Raut	INC	57,929	37.52
4 Upendra Mangaldas Shende	RPI(A)	1,879	1.22
5 Dr. Kavita Sonkusare (Shende)	DSP	2,481	1.61
6 Dhanamuni Manjula	AIUFD	213	0.14
7 Dhiraj Jaideo Gajbhiye	AIMF	267	0.17
8 Sangode Neha	IUML	5,382	3.49
9 Asangh Bhagwandas Ramteke	IND	352	0.23
10 Ambadas Raghaji Gondane	IND	398	0.26
11 Koche Tukaram Ramchandra	IND	286	0.19
12 Chitrasen Chandekar	IND	334	0.22
13 Patil Sanjay Natthuji	IND	209	0.14
14 Mamta Vishwas Gedam	IND	621	0.40
15 Minakshi Mohan Burbure	IND	558	0.36
16 Dr. Milind Mane	IND	23,662	15.33
17 Meshram Hansraj Chandrakant	IND	454	0.29
18 Varsha Ganpatrao Shamkule	IND	728	0.47
19 Sunanda Kewal Khairkar	IND	499	0.32
20 Somkuwar Vijay Sitaram	IND	268	0.17
21 Sanket Sarnaik Bhisare	IND	1,234	0.80
22 Sangole Manoj Dashrath	IND	3,111	2.02

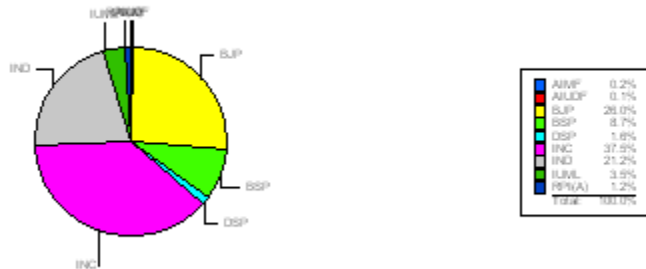
# GENERAL ELECTIONS TO STATE LEGISLATIVE ASSEMBLY 2009

No and name of the Constituency	57 Nagpur North (SC)		
Date of Poll			
Date of counting of votes	22nd October 2009		
Total no of electors	Male	Female	Total
	166854	155304	322158
Total no of voters who voted	84357	70235	154592
Total no of Postal Votes	715		
Total no of valid votes	154379		
Total no of rejected votes	513		
Total no of votes not retrieved from EVM	415		
Total no of tender votes	24		

Total Valid Votes Polled : **154379**

Name of the Winning Candidate **Dr. Nitin Raut**

Date of Declaration 22nd October 2009



# GENERAL ELECTIONS TO STATE LEGISLATIVE ASSEMBLY 2009

No and name of the Constituency	58 Kamptee		
Date of Poll			
Date of counting of votes	22nd October 2009		
Total no of electors	Male	Female	Total
	169579	158050	327629
Total no of voters who voted	104187	88256	192443
Total no of Postal Votes	334		
Total no of valid votes	192620		
Total no of rejected votes	156		
Total no of votes not retrieved from EVM	1		
Total no of tender votes	18		

Name of the candidate	Party	Votes Polled	Percentage
1 Gawande Sunita Ramesh	INC	63,987	33.22
2 Chandrashekhar Krishnarao Bawankule	BJP	95,080	49.36
3 Suryawanshi Manik Namdeo	BSP	4,098	2.13
4 Kumbhare Sulekha Naraynrao	BREM	24,236	12.58
5 Vandana Vijay Anand Bhimte	AIFB	309	0.16
6 Harish Chandulal Madhwani	RPI(KB)	254	0.13
7 Kezarkar Shrawan Narayan	IND	765	0.40
8 Bawankule Balaji Sampatrao	IND	370	0.19
9 Manwatkar Pramod Haridas	IND	1,239	0.64
10 Raju Hindustani	IND	2,282	1.18


Total Valid Votes Polled : **192620**

Name of the Winning Candidate

**Chandrashekhar Krishnarao Bawankule**

Date of Declaration

22nd October 2009



# GENERAL ELECTIONS TO STATE LEGISLATIVE ASSEMBLY 2009

No and name of the Constituency	59 Ramtek		
Date of Poll			
Date of counting of votes	22nd October 2009		
Total no of electors	Male	Female	Total
	124506	113054	237560
Total no of voters who voted	84493	69337	153830
Total no of Postal Votes	1147		
Total no of valid votes	153576		
Total no of rejected votes	705		
Total no of votes not retrieved from EVM	696		
Total no of tender votes	10		

Name of the candidate	Party	Votes Polled	Percentage
1 Ashish Nandkishor Jaiswal (Wakil)	SHS	49,937	32.52
2 Kamley Mahadeo Gangadhar	BSP	6,602	4.30
3 (Anna Comrade) Natthu Parteti	CPI	1,402	0.91
4 Mohite Subodh Baburao	INC	46,576	30.33
5 Raju Kawadu Hatwar	CPM	1,483	0.97
6 Ishwar Natthuji Gajbhiye	AIFB	287	0.19
7 Uikey Dharmu Muka	GMS	965	0.63
8 Dwaram Mallikrjuna Ram Reddy	GGP	34,304	22.34
9 Paunikar Chandrashekhar Gulabrao	RPI(D)	692	0.45
10 Rajubhau (Rajesh) Manik Thakare	MNS	1,167	0.76
11 Sorley Madholal Hiralal	JMM	409	0.27
12 Ishwar Chaitram Gajabe	IND	588	0.38
13 Ojha Chandrabhushan Haribans	IND	508	0.33
14 Chaudhari Madhukar Raghoba	IND	296	0.19
15 Masurkar Pankaj Sevakram	IND	539	0.35
16 Mungale Jivan Mahadeorao	IND	2,194	1.43
17 Mohan Rambhau Mahajan	IND	2,545	1.66
18 Rameshwar Mangal Inwate	IND	364	0.24
19 Rawat Sunil Kailaschandra	IND	904	0.59
20 Satyekar Sanjay Vithalrao	IND	1,133	0.74
21 Hajare Vinod Pandurang	IND	681	0.44

# GENERAL ELECTIONS TO STATE LEGISLATIVE ASSEMBLY 2009

No and name of the Constituency	59 Ramtek		
Date of Poll			
Date of counting of votes	22nd October 2009		
Total no of electors	Male	Female	Total
	124506	113054	237560
Total no of voters who voted	84493	69337	153830
Total no of Postal Votes	1147		
Total no of valid votes	153576		
Total no of rejected votes	705		
Total no of votes not retrieved from EVM	696		
Total no of tender votes	10		

Total Valid Votes Polled : **153576**

Name of the Winning Candidate **Ashish Nandkishor Jaiswal (Wakil)**

Date of Declaration **22nd October 2009**



# GENERAL ELECTIONS TO STATE LEGISLATIVE ASSEMBLY 2009

No and name of the Constituency	60 Tumsar		
Date of Poll			
Date of counting of votes	22nd October 2009		
	Male	Female	Total
Total no of electors	129787	127334	257121
Total no of voters who voted	93089	84968	178057
Total no of Postal Votes	560		
Total no of valid votes	178611		
Total no of rejected votes	6		
Total no of votes not retrieved from EVM	0		
Total no of tender votes	5		

Name of the candidate	Party	Votes Polled	Percentage
1 Kukade Madhukar Yaswantrao	BJP	59,940	33.56
2 Thakur Sanjay Ramchandra	BSP	9,513	5.33
3 Bawankar Anil Fattu	INC	66,557	37.26
4 Borkar Anil Sukhadeo	PRBP	1,763	0.99
5 Rambhad Devendra Krushnakumar	DSP	824	0.46
6 Kumbhare Dalaran Mohandas	IND	386	0.22
7 Adv. Chopkar Mulchand Tulsiram	IND	508	0.28
8 Thakur Mehtabsing Tulsiram singh	IND	509	0.28
9 Adv. Nikhade Chandrashekhar Shankarrao	IND	362	0.20
10 Borkar Vasudeo Raghaji	IND	614	0.34
11 Rahangdale Wamanrao Limbaji	IND	810	0.45
12 Waghmare Charan Sovinda	IND	36,825	20.62

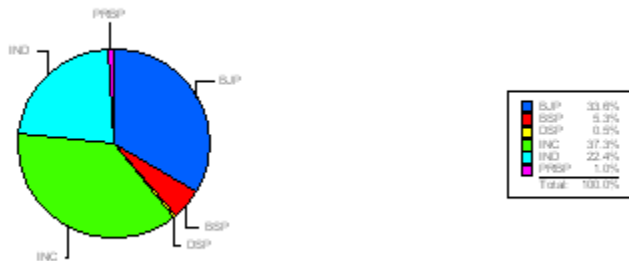
# GENERAL ELECTIONS TO STATE LEGISLATIVE ASSEMBLY 2009

No and name of the Constituency	60 Tumsar		
Date of Poll			
Date of counting of votes	22nd October 2009		
Total no of electors	Male	Female	Total
	129787	127334	257121
Total no of voters who voted	93089	84968	178057
Total no of Postal Votes	560		
Total no of valid votes	178611		
Total no of rejected votes	6		
Total no of votes not retrieved from EVM	0		
Total no of tender votes	5		

Total Valid Votes Polled : **178611**

Name of the Winning Candidate **Bawankar Anil Fattu**

Date of Declaration 22nd October 2009



# GENERAL ELECTIONS TO STATE LEGISLATIVE ASSEMBLY 2009

No and name of the Constituency	61 Bhandara LAC		
Date of Poll			
Date of counting of votes	22nd October 2009		
Total no of electors	Male	Female	Total
	154795	149441	304236
Total no of voters who voted	105245	91495	196740
Total no of Postal Votes	939		
Total no of valid votes	197581		
Total no of rejected votes	98		
Total no of votes not retrieved from EVM	0		
Total no of tender votes	3		

Name of the candidate	Party	Votes Polled	Percentage
1 Gadkari Mahendra Husanji	NCP	52,326	26.48
2 Bhondekar Narendra Bhojraj	SHS	103,880	52.58
3 Moreshwar Ramaji Meshram	BSP	24,499	12.40
4 Amrut Sawaji Pardhi (Khatik)	DSP	807	0.41
5 Fulekar Sachidanand Hiranman	RPI(A)	8,173	4.14
6 Bansod Gulab Kanhu	BPC	232	0.12
7 Wasnik Satyabhama alies Sushama Wasudeo	RS	284	0.14
8 Wasnik Sunil Maniram	RPI(KR)	153	0.08
9 Suresh Manohar Waldekar	PRBP	341	0.17
10 Awasare Ukandrao Mahaguji	IND	322	0.16
11 Awasare Ramachandra Puna	IND	1,022	0.52
12 Ashok Mukunda Samrat	IND	417	0.21
13 Sou. Dewangana W/o Vijay Gadhawe	IND	763	0.39
14 Nitin Pundalikrao Tumane	IND	2,645	1.34
15 Ramteke Ravindra Santosh	IND	1,717	0.87

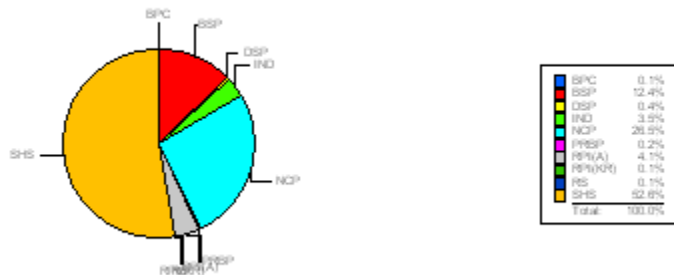
# GENERAL ELECTIONS TO STATE LEGISLATIVE ASSEMBLY 2009

No and name of the Constituency	61 Bhandara LAC		
Date of Poll			
Date of counting of votes	22nd October 2009		
Total no of electors	Male	Female	Total
	154795	149441	304236
Total no of voters who voted	105245	91495	196740
Total no of Postal Votes	939		
Total no of valid votes	197581		
Total no of rejected votes	98		
Total no of votes not retrieved from EVM	0		
Total no of tender votes	3		

Total Valid Votes Polled : **197581**

Name of the Winning Candidate **Bhondekar Narendra Bhojraj**

Date of Declaration 22nd October 2009



# GENERAL ELECTIONS TO STATE LEGISLATIVE ASSEMBLY 2009

No and name of the Constituency	62 Sakoli		
Date of Poll			
Date of counting of votes	22nd October 2009		
Total no of electors	Male	Female	Total
	139918	134912	274830
Total no of voters who voted	104552	96503	201055
Total no of Postal Votes	1083		
Total no of valid votes	202133		
Total no of rejected votes	5		
Total no of votes not retrieved from EVM	0		
Total no of tender votes	0		

Name of the candidate	Party	Votes Polled	Percentage
1 Kewat Sanjay Gajanan	BSP	10,688	5.29
2 Tembhurne Chandrashekhar Shamrao	CPI	2,993	1.48
3 Nanabhau Falgunrao Patole	BJP	122,168	60.44
4 Waghaye Sevakhau Nirdhan	INC	59,253	29.31
5 Kanhekar Pramod Shravan	RPI(A)	956	0.47
6 Godse Umedh Tikaram	BBM	848	0.42
7 Damodarrao Sakharamant Tiwade	RPI(KB)	188	0.09
8 Dhakate Baburao Shrawan	DSP	515	0.25
9 Prof. Rajendra Kashinathji Tembhurne	PRBP	191	0.09
10 Ad. Dhananjay Shamlalji Rajabhoj	IND	306	0.15
11 Nahamurte Subhash Mitaram	IND	963	0.48
12 Bhivgade Purushottam Sakharam	IND	1,014	0.50
13 Meshram Parmanand Wamanrao	IND	862	0.43
14 Dnyeshkumar Yeshwant Lichde	IND	1,188	0.59


# GENERAL ELECTIONS TO STATE LEGISLATIVE ASSEMBLY 2009

No and name of the Constituency	62 Sakoli		
Date of Poll			
Date of counting of votes	22nd October 2009		
Total no of electors	Male	Female	Total
	139918	134912	274830
Total no of voters who voted	104552	96503	201055
Total no of Postal Votes	1083		
Total no of valid votes	202133		
Total no of rejected votes	5		
Total no of votes not retrieved from EVM	0		
Total no of tender votes	0		

Total Valid Votes Polled : **202133**

Name of the Winning Candidate **Nanabhau Falgunrao Patole**

Date of Declaration 22nd October 2009



# GENERAL ELECTIONS TO STATE LEGISLATIVE ASSEMBLY 2009

No and name of the Constituency	63 Arjuni Morgaon		
Date of Poll			
Date of counting of votes	22nd October 2009		
	Male	Female	Total
Total no of electors	103981	98813	202794
Total no of voters who voted	76544	72846	149390
Total no of Postal Votes	529		
Total no of valid votes	149896		
Total no of rejected votes	23		
Total no of votes not retrieved from EVM	0		
Total no of tender votes	0		

Name of the candidate	Party	Votes Polled	Percentage
1 Badole Rajkumar Sudam	BJP	69,856	46.60
2 Raut Ramlal Budhaji	INC	53,549	35.72
3 Shahare Karamchand Shankarrao	BSP	7,119	4.75
4 Tagde Kalidas Dharma	ZMM	430	0.29
5 Adv. Prakash Vijaydas Sontakke	RPI(KB)	259	0.17
6 Borkar Moreshwar Antuji	RPI(A)	452	0.30
7 Ramteke Kabirdas Sawaji	BBM	2,642	1.76
8 Shudhodan Rajaram Shahare	JSS	801	0.53
9 Kiran Yashwant Kambale	IND	10,428	6.96
10 Gadpal Jagan alias Jayesh Barsu	IND	949	0.63
11 Ghanade Manik Shamrao	IND	3,411	2.28

# GENERAL ELECTIONS TO STATE LEGISLATIVE ASSEMBLY 2009

No and name of the Constituency	63 Arjuni Morgaon		
Date of Poll			
Date of counting of votes	22nd October 2009		
Total no of electors	Male	Female	Total
	103981	98813	202794
Total no of voters who voted	76544	72846	149390
Total no of Postal Votes	529		
Total no of valid votes	149896		
Total no of rejected votes	23		
Total no of votes not retrieved from EVM	0		
Total no of tender votes	0		

Total Valid Votes Polled : **149896**

Name of the Winning Candidate

**Badole Rajkumar Sudam**

Date of Declaration

22nd October 2009



BSPM	1.8%
BJP	46.6%
BSP	4.7%
INC	35.7%
INC	9.5%
JSS	0.5%
PFI(A)	0.3%
PFI(NCS)	0.2%
ZVM	0.2%
TOTAL	100.0%

# GENERAL ELECTIONS TO STATE LEGISLATIVE ASSEMBLY 2009

No and name of the Constituency	64 Tirora		
Date of Poll			
Date of counting of votes	22nd October 2009		
	Male	Female	Total
Total no of electors	100426	97792	198218
Total no of voters who voted	72448	70608	143056
Total no of Postal Votes	719		
Total no of valid votes	143696		
Total no of rejected votes	79		
Total no of votes not retrieved from EVM	0		
Total no of tender votes	0		

	Name of the candidate	Party	Votes Polled	Percentage
1	Bopache Khushal Parasram	BJP	56,450	39.28
2	Rahangdale Sushilkumar Sukhadev	NCP	55,827	38.85
3	Hirapure Dipak Hiralal	BSP	25,527	17.76
4	Arora Ashok Jairamsing	IND	746	0.52
5	Indrapal Premlal Palewar	IND	300	0.21
6	Gajbhiye Bramhswarup Baburao	IND	252	0.18
7	Tidake Vijay Balaji	IND	203	0.14
8	Bagade Mahendra Gyaniram	IND	247	0.17
9	Mirza Vahed Beg Ahmed Beg	IND	277	0.19
10	Rahangadale Shymlal Tulshiram	IND	388	0.27
11	Walde Mahendra Kashinath	IND	459	0.32
12	Wasnik Sudhir Sukhdev	IND	1,015	0.71
13	Salam Dr.Harishchandra Bhivaram	IND	2,005	1.40

# GENERAL ELECTIONS TO STATE LEGISLATIVE ASSEMBLY 2009

No and name of the Constituency	64 Tirora		
Date of Poll			
Date of counting of votes	22nd October 2009		
Total no of electors	Male	Female	Total
	100426	97792	198218
Total no of voters who voted	72448	70608	143056
Total no of Postal Votes	719		
Total no of valid votes	143696		
Total no of rejected votes	79		
Total no of votes not retrieved from EVM	0		
Total no of tender votes	0		


Total Valid Votes Polled : **143696**

Name of the Winning Candidate

**Bopache Khushal Parasram**

Date of Declaration

22nd October 2009



# GENERAL ELECTIONS TO STATE LEGISLATIVE ASSEMBLY 2009

No and name of the Constituency	65 Gondia		
Date of Poll			
Date of counting of votes	22nd October 2009		
Total no of electors	Male	Female	Total
	126222	124617	250839
Total no of voters who voted	83354	79272	162626
Total no of Postal Votes	634		
Total no of valid votes	163169		
Total no of rejected votes	91		
Total no of votes not retrieved from EVM	0		
Total no of tender votes	3		

Name of the candidate	Party	Votes Polled	Percentage
1 Agarwal Gopaldas Shankarlal	INC	75,921	46.53
2 Katre Bablu Shyamlal	BSP	10,599	6.50
3 Khute Rameshkumar Sampatrao	SHS	65,950	40.42
4 Uke Chindhujji Lakhaji	HJP	923	0.57
5 Uke Nikhil Ovidas	PRBP	348	0.21
6 Meshram Vindo Jaykumar	RPI(A)	1,673	1.03
7 Akhil Khalil Sheikh	IND	199	0.12
8 Kore Decent Nathuji	IND	337	0.21
9 Jaiswal Virendrakumar Kasturchand	IND	1,464	0.90
10 Nagarikar Dhannalal Nagorao	IND	470	0.29
11 Nageshwar Rajesh Dube	IND	560	0.34
12 Brahmanekar Hanslal Gyniram	IND	736	0.45
13 Bhaktarti Omprakash Nathubhau	IND	1,315	0.81
14 Yunus Sheku Sheikh	IND	2,674	1.64

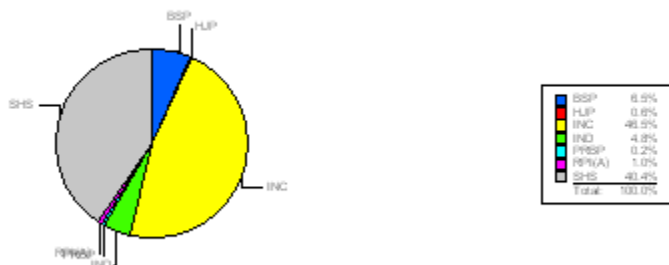
# GENERAL ELECTIONS TO STATE LEGISLATIVE ASSEMBLY 2009

No and name of the Constituency	65 Gondia		
Date of Poll			
Date of counting of votes	22nd October 2009		
Total no of electors	Male	Female	Total
	126222	124617	250839
Total no of voters who voted	83354	79272	162626
Total no of Postal Votes	634		
Total no of valid votes	163169		
Total no of rejected votes	91		
Total no of votes not retrieved from EVM	0		
Total no of tender votes	3		

Total Valid Votes Polled : **163169**

Name of the Winning Candidate **Agarwal Gopaldas Shankarlal**

Date of Declaration 22nd October 2009



# GENERAL ELECTIONS TO STATE LEGISLATIVE ASSEMBLY 2009

No and name of the Constituency	66 Amgaon (S.T.)		
Date of Poll			
Date of counting of votes	22nd October 2009		
Total no of electors	Male	Female	Total
	109376	109045	218421
Total no of voters who voted	76363	75913	152276
Total no of Postal Votes	615		
Total no of valid votes	152884		
Total no of rejected votes	7		
Total no of votes not retrieved from EVM	0		
Total no of tender votes	1		

Name of the candidate	Party	Votes Polled	Percentage
1 Taram Ramesh Narayan	BJP	58,158	38.04
2 Madavi Pushpa Ambarlal	BSP	6,555	4.29
3 Ramratnabapu Bharatbapu Raut	INC	64,975	42.50
4 Omprakash Atmaram Masram	RPI(A)	1,914	1.25
5 Muarkam Raghunath Faganu	GGP	636	0.42
6 Kurusunge Madhu Lataru	IND	559	0.37
7 Marskole Domjai Hagaru	IND	483	0.32
8 Marskole Nalenj Keshavrao	IND	932	0.61
9 Rane Shrawan Bholaram	IND	974	0.64
10 Shankarbhau Gunelalji Madavi	IND	17,698	11.58


Total Valid Votes Polled : **152884**

Name of the Winning Candidate

**Ramratnabapu Bharatbapu Raut**

Date of Declaration

22nd October 2009



# GENERAL ELECTIONS TO STATE LEGISLATIVE ASSEMBLY 2009

No and name of the Constituency	67 Armori (S.T.)		
Date of Poll			
Date of counting of votes	22nd October 2009		
Total no of electors	Male	Female	Total
	105352	100379	205731
Total no of voters who voted	77317	67511	144828
Total no of Postal Votes	325		
Total no of valid votes	145132		
Total no of rejected votes	21		
Total no of votes not retrieved from EVM	0		
Total no of tender votes	4		

Name of the candidate	Party	Votes Polled	Percentage
1 Avinash Govinda Narnaware	CPI	5,228	3.60
2 Anandrao Gangaram Gedam	INC	41,257	28.43
3 Dhurve Daulat Damaji	BSP	14,239	9.81
4 Randhaye Shravan Sitaram	SHS	16,933	11.67
5 Uikey Sukhadeobabu Pundalik	LB	1,464	1.01
6 Madavi Tulsiram Lakhuram	GGP	713	0.49
7 Markam Rajendrasin Shamsundarshin	SBP	1,274	0.88
8 Wasudev Sakharam Warkhade	MNS	1,168	0.80
9 Chandel Surendrasingh Bajrangsingh	IND	35,702	24.60
10 Jambhule Madhukar Somaji	IND	1,940	1.34
11 Madavi Ramkrushna Hariji	IND	11,828	8.15
12 Rohidas Dewaji Kumare	IND	1,481	1.02
13 Warkhade Hariram Atmaram	IND	11,905	8.20

# GENERAL ELECTIONS TO STATE LEGISLATIVE ASSEMBLY 2009

No and name of the Constituency	67 Armori (S.T.)		
Date of Poll			
Date of counting of votes	22nd October 2009		
Total no of electors	Male	Female	Total
	105352	100379	205731
Total no of voters who voted	77317	67511	144828
Total no of Postal Votes	325		
Total no of valid votes	145132		
Total no of rejected votes	21		
Total no of votes not retrieved from EVM	0		
Total no of tender votes	4		


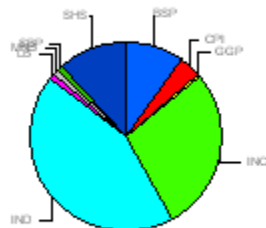
Total Valid Votes Polled : **145132**

Name of the Winning Candidate

**Anandrao Gangaram Gedam**

Date of Declaration

22nd October 2009



# GENERAL ELECTIONS TO STATE LEGISLATIVE ASSEMBLY 2009

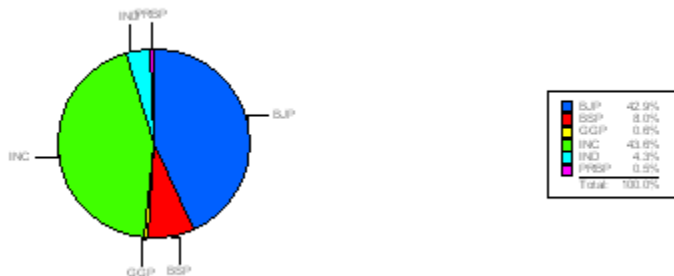
No and name of the Constituency	68 Gadchiroli (S.T.)		
Date of Poll			
Date of counting of votes	22nd October 2009		
Total no of electors	Male	Female	Total
	121848	115762	237610
Total no of voters who voted	82431	72174	154605
Total no of Postal Votes	499		
Total no of valid votes	155057		
Total no of rejected votes	47		
Total no of votes not retrieved from EVM	0		
Total no of tender votes	9		

Name of the candidate	Party	Votes Polled	Percentage
1 Ashok Mahadeorao Nete	BJP	66,582	42.94
2 Dr. Namdeo Dalluji Usendi	INC	67,542	43.56
3 Mangalabai Sudhakar Borkar	BSP	12,446	8.03
4 Dr. Kinke Moreshwar Ramachandra	PRBP	849	0.55
5 Sidam Chandrashekhar Vitthal	GGP	998	0.64
6 Usendi Baichand Lingu	IND	829	0.53
7 Diwakar Gulab Pendam	IND	1,821	1.17
8 Bhagwan Madhukar Gedam	IND	3,990	2.57

Total Valid Votes Polled : **155057**

Name of the Winning Candidate **Dr. Namdeo Dalluji Usendi**

Date of Declaration 22nd October 2009



# GENERAL ELECTIONS TO STATE LEGISLATIVE ASSEMBLY 2009


No and name of the Constituency	69 Aheri (S.T.)		
Date of Poll			
Date of counting of votes	22nd October 2009		
Total no of electors	Male	Female	Total
	96307	94842	191149
Total no of voters who voted	67753	59375	127128
Total no of Postal Votes	377		
Total no of valid votes	127272		
Total no of rejected votes	134		
Total no of votes not retrieved from EVM	99		
Total no of tender votes	6		

Name of the candidate	Party	Votes Polled	Percentage
1 Atram Dharmaraobaba Bhagwantrao	NCP	36,697	28.83
2 Atram Santosh Mallaji	BSP	3,884	3.05
3 Bajirao Mituji Kumre	BJP	7,583	5.96
4 Atram Promod Rama	GGP	2,836	2.23
5 Atram Dipak Mallaji	IND	61,894	48.63
6 Gawade Venkati Penta	IND	3,047	2.39
7 Talandi Babu Bonda	IND	3,295	2.59
8 Madavi Santosh Gattu	IND	8,036	6.31

Total Valid Votes Polled : **127272**

Name of the Winning Candidate **Atram Dipak Mallaji**

Date of Declaration 22nd October 2009



# GENERAL ELECTIONS TO STATE LEGISLATIVE ASSEMBLY 2009

No and name of the Constituency	70 Rajura		
Date of Poll			
Date of counting of votes	22nd October 2009		
	Male	Female	Total
Total no of electors	140598	127477	268075
Total no of voters who voted	98426	82006	180432
Total no of Postal Votes	92		
Total no of valid votes	180523		
Total no of rejected votes	1		
Total no of votes not retrieved from EVM	0		
Total no of tender votes	0		

	Name of the candidate	Party	Votes Polled	Percentage
1	Dhote Subhash Ramchandraro	INC	61,476	34.05
2	Nawale Arun Narayan	SHS	7,467	4.14
3	Prof. Dr. Lohe Sanjayrao Gosai	BSP	12,533	6.94
4	Umesh Vishwanath Khangar	SVRP	762	0.42
5	Govardhan Surajmal Chavhan	JSS	3,346	1.85
6	Thakre Suraj Arvind	MNS	10,048	5.57
7	Bonsha Karunji Todase	GGP	5,442	3.01
8	Raut Siddharth Rameshchandra	PRBP	2,909	1.61
9	Adv. Sanjay Yadaorao Dhote	SBP	45,389	25.14
10	Kude Nilkanth Konduji	IND	6,729	3.73
11	Nimje Arun Keshao	IND	17,756	9.84
12	Shobhabai Gajanan Maske	IND	1,406	0.78
13	Satawa Kerba Thorat	IND	933	0.52
14	Santosh Ganpat Yewle	IND	4,327	2.40

# GENERAL ELECTIONS TO STATE LEGISLATIVE ASSEMBLY 2009

No and name of the Constituency	70 Rajura		
Date of Poll			
Date of counting of votes	22nd October 2009		
Total no of electors	Male	Female	Total
	140598	127477	268075
Total no of voters who voted	98426	82006	180432
Total no of Postal Votes	92		
Total no of valid votes	180523		
Total no of rejected votes	1		
Total no of votes not retrieved from EVM	0		
Total no of tender votes	0		

Total Valid Votes Polled : **180523**

Name of the Winning Candidate

**Dhote Subhash Ramchandrarao**

Date of Declaration

22nd October 2009



# GENERAL ELECTIONS TO STATE LEGISLATIVE ASSEMBLY 2009

No and name of the Constituency	71 Chandrapur (S.C.)		
Date of Poll			
Date of counting of votes	22nd October 2009		
Total no of electors	Male	Female	Total
	159690	144983	304673
Total no of voters who voted	84354	67876	152230
Total no of Postal Votes	214		
Total no of valid votes	152376		
Total no of rejected votes	68		
Total no of votes not retrieved from EVM	0		
Total no of tender votes	4		

	Name of the candidate	Party	Votes Polled	Percentage
1	Khobragade Tanuja Dewaji	BSP	14,035	9.21
2	Ramteke Bita Ghansham	INC	51,845	34.02
3	Shamkule Nanaji Sitaram	BJP	67,255	44.14
4	Khobragade Deshak Girish	BBM	3,865	2.54
5	Khobradge Pravin Hemchandra	RPI(A)	3,012	1.98
6	Dahegaonkar Sunil Deorao	SVRP	824	0.54
7	Raut Prashant Shrihari	PRBP	280	0.18
8	Amul Devidas Ramteke	IND	175	0.11
9	Amte Kavitatai Milind	IND	725	0.48
10	Chandragiriwar Sanjay Baburao	IND	419	0.27
11	Tukaram Tulshiram Julme	IND	418	0.27
12	Dipak Krushnarao Padmagiriwar	IND	577	0.38
13	Patkotwar Prabhakar Govindrao	IND	1,897	1.24
14	Prashant Santosh Ramteke	IND	627	0.41
15	Ramesh Maroti Rangari	IND	398	0.26
16	Sawarkar Dhanraj Harishchandra	IND	2,021	1.33
17	Suryawanshi Vandana Prabhakar	IND	468	0.31
18	Sontakke Sanghmitra Shukracharya	IND	1,169	0.77
19	Sanjay Nilkanth Gawande	IND	649	0.43
20	Haridas Madhaorao Lande	IND	1,717	1.13

# GENERAL ELECTIONS TO STATE LEGISLATIVE ASSEMBLY 2009

No and name of the Constituency	71 Chandrapur (S.C.)		
Date of Poll			
Date of counting of votes	22nd October 2009		
Total no of electors	Male	Female	Total
	159690	144983	304673
Total no of voters who voted	84354	67876	152230
Total no of Postal Votes	214		
Total no of valid votes	152376		
Total no of rejected votes	68		
Total no of votes not retrieved from EVM	0		
Total no of tender votes	4		

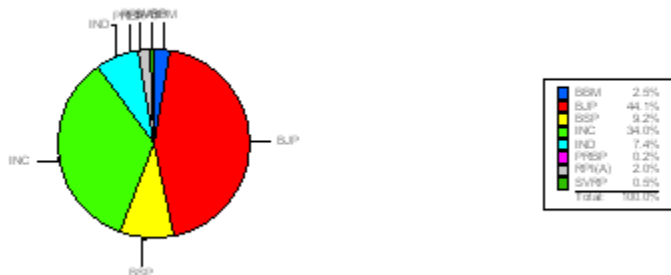
Total Valid Votes Polled : **152376**

Name of the Winning Candidate

**Shamkule Nanaji Sitaram**

Date of Declaration

22nd October 2009



# GENERAL ELECTIONS TO STATE LEGISLATIVE ASSEMBLY 2009


No and name of the Constituency	72 Ballarpur		
Date of Poll			
Date of counting of votes	22nd October 2009		
Total no of electors	Male	Female	Total
	145881	137569	283450
Total no of voters who voted	92453	80539	172992
Total no of Postal Votes	294		
Total no of valid votes	173279		
Total no of rejected votes	7		
Total no of votes not retrieved from EVM	0		
Total no of tender votes	4		

Name of the candidate	Party	Votes Polled	Percentage
1 Pugliya Rahul Nareshkumar	INC	61,460	35.47
2 Dr. Poddar Amal Satish	BSP	10,245	5.91
3 Mungantiwar Sudhir Sachchidanand	BJP	86,196	49.74
4 Deodatta Hansraj Ramteke	RPI(A)	1,580	0.91
5 Mukundarao Govinda Tekam	GGP	585	0.34
6 Thulkar Bharat Somaji	IND	1,701	0.98
7 Nashikrao Ramchandra Ramteke	IND	591	0.34
8 Vinod Gajanan Ahirkar	IND	10,921	6.30

Total Valid Votes Polled : **173279**

Name of the Winning Candidate **Mungantiwar Sudhir Sachchidanand**

Date of Declaration 22nd October 2009



# GENERAL ELECTIONS TO STATE LEGISLATIVE ASSEMBLY 2009

No and name of the Constituency	73 Bramhapuri		
Date of Poll			
Date of counting of votes	22nd October 2009		
Total no of electors	Male	Female	Total
	114130	110391	224521
Total no of voters who voted	78818	71113	149931
Total no of Postal Votes	441		
Total no of valid votes	150369		
Total no of rejected votes	3		
Total no of votes not retrieved from EVM	0		
Total no of tender votes	5		

Name of the candidate	Party	Votes Polled	Percentage
1 Atul Devidas Deshkar	BJP	50,340	33.48
2 Urkude Nilkanth Pundlik	BSP	7,300	4.85
3 Guddewar Pankaj Madhukar	INC	30,265	20.13
4 Jitendra Adaku Raut	ABMP	884	0.59
5 Dewanand Mahadeo Sonkusare	DSP	600	0.40
6 Ramteke Ashok Pandharinath	RPI(A)	4,535	3.02
7 Shingade Uddhaorao Antaram	JSS	1,426	0.95
8 Shukla Dinkar Indradatta	SBP	2,368	1.57
9 Gajabe Rameshkumar Baburaoji	IND	4,103	2.73
10 Gaddamwar Sandeep Wamanrao	IND	44,845	29.82
11 Gedam Manohar Pralhadji	IND	664	0.44
12 Dewanand Ramchandra Pilare	IND	496	0.33
13 Nagose Ravindra Gulab	IND	601	0.40
14 Harane Vikas Shrihari	IND	1,942	1.29

# GENERAL ELECTIONS TO STATE LEGISLATIVE ASSEMBLY 2009

No and name of the Constituency	73 Bramhapuri		
Date of Poll			
Date of counting of votes	22nd October 2009		
Total no of electors	Male	Female	Total
	114130	110391	224521
Total no of voters who voted	78818	71113	149931
Total no of Postal Votes	441		
Total no of valid votes	150369		
Total no of rejected votes	3		
Total no of votes not retrieved from EVM	0		
Total no of tender votes	5		

Total Valid Votes Polled : **150369**

Name of the Winning Candidate **Atul Devidas Deshkar**

Date of Declaration 22nd October 2009



# GENERAL ELECTIONS TO STATE LEGISLATIVE ASSEMBLY 2009

No and name of the Constituency	74 Chimur		
Date of Poll			
Date of counting of votes	22nd October 2009		
Total no of electors	Male	Female	Total
	121447	114118	235565
Total no of voters who voted	90214	78385	168599
Total no of Postal Votes	514		
Total no of valid votes	169041		
Total no of rejected votes	72		
Total no of votes not retrieved from EVM	0		
Total no of tender votes	11		

Name of the candidate	Party	Votes Polled	Percentage
1 J.T.Lonbale	BSP	11,200	6.63
2 Wadettiwar Vijay Namdeorao	INC	89,341	52.85
3 Vasantbhau Narayan Warjurkar	BJP	58,725	34.74
4 Adv. Dadmal Prabhakar Mahaguji	RPI(A)	1,458	0.86
5 Barapatre Pramod Nagorao	DSP	564	0.33
6 Vijaybhau HIRAMAN Indurkar	PRBP	442	0.26
7 Hargovind Gangaram Meshram	GGP	162	0.10
8 Qureshi Mohmmad Ikhalk	IND	696	0.41
9 Divakar G. Pendam	IND	392	0.23
10 Dandekar Baburao Laxman	IND	216	0.13
11 Mulewar Ashok Marotrao	IND	339	0.20
12 Ramesh Ganpatrao Madavi	IND	460	0.27
13 Vilasbhau Dange	IND	950	0.56
14 Sandhyatai Jogeshwar Warjukar	IND	1,184	0.70
15 Sandekar Arvind Atmaram	IND	2,912	1.72

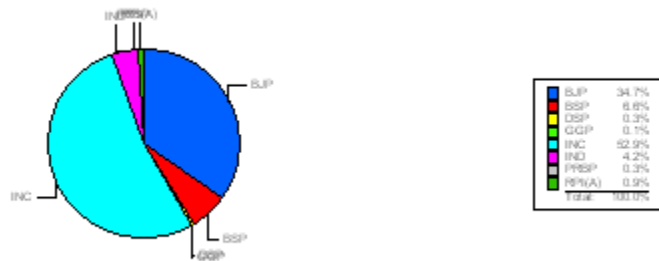
# GENERAL ELECTIONS TO STATE LEGISLATIVE ASSEMBLY 2009

No and name of the Constituency	74 Chimur		
Date of Poll			
Date of counting of votes	22nd October 2009		
Total no of electors	Male	Female	Total
	121447	114118	235565
Total no of voters who voted	90214	78385	168599
Total no of Postal Votes	514		
Total no of valid votes	169041		
Total no of rejected votes	72		
Total no of votes not retrieved from EVM	0		
Total no of tender votes	11		

Total Valid Votes Polled : **169041**

Name of the Winning Candidate **Wadettiwar Vijay Namdeorao**

Date of Declaration 22nd October 2009



# GENERAL ELECTIONS TO STATE LEGISLATIVE ASSEMBLY 2009

No and name of the Constituency	75 Warora		
Date of Poll			
Date of counting of votes	22nd October 2009		
Total no of electors	Male	Female	Total
	128556	115503	244059
Total no of voters who voted	86787	68929	155716
Total no of Postal Votes	391		
Total no of valid votes	156069		
Total no of rejected votes	38		
Total no of votes not retrieved from EVM	0		
Total no of tender votes	3		

Name of the candidate	Party	Votes Polled	Percentage
1 Deotale Sanjay Wamanrao	INC	51,904	33.26
2 Raju Bharat Deogade	BSP	7,304	4.68
3 Suresh Alias Balubhau Narayan Dhanorkar	SHS	48,164	30.86
4 Arun Namdeo Kapate	SVRP	1,120	0.72
5 Adv. Karekar Sharad Kanhobaji	SBP	1,797	1.15
6 Kale Taratai Mahadeorao	RS	527	0.34
7 Kombe Dattatray Gajananrao	MNS	2,855	1.83
8 Tayara Chotu Sheikh	AIUDF	310	0.20
9 Dhanraj Kisan Virutkar	SP	624	0.40
10 Wandhare Murlidhar Nanaji	GGP	936	0.60
11 Dr. Anil Laxmanrao Bujone	IND	30,982	19.85
12 Aslam Mistry	IND	593	0.38
13 Ghodmare Ashok Tanba	IND	654	0.42
14 Nana Uddhav Deogade	IND	2,177	1.39
15 Mohammad Ashafaq Sheikh	IND	647	0.41
16 Rupeshkumar Arjun Ghagi (Sir)	IND	2,992	1.92
17 Hitesh Rajeshwar Rajanhire	IND	2,483	1.59

# GENERAL ELECTIONS TO STATE LEGISLATIVE ASSEMBLY 2009

No and name of the Constituency	75 Warora		
Date of Poll			
Date of counting of votes	22nd October 2009		
Total no of electors	Male	Female	Total
	128556	115503	244059
Total no of voters who voted	86787	68929	155716
Total no of Postal Votes	391		
Total no of valid votes	156069		
Total no of rejected votes	38		
Total no of votes not retrieved from EVM	0		
Total no of tender votes	3		


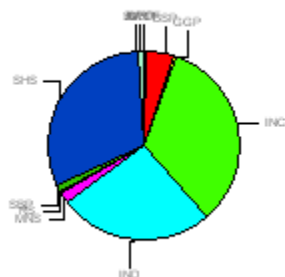
Total Valid Votes Polled : **156069**

Name of the Winning Candidate

**Deotale Sanjay Wamanrao**

Date of Declaration

22nd October 2009



# GENERAL ELECTIONS TO STATE LEGISLATIVE ASSEMBLY 2009

No and name of the Constituency	76 Wani		
Date of Poll			
Date of counting of votes	22nd October 2009		
Total no of electors	Male	Female	Total
	128915	118161	247076
Total no of voters who voted	96164	77634	173798
Total no of Postal Votes	619		
Total no of valid votes	174289		
Total no of rejected votes	128		
Total no of votes not retrieved from EVM	0		
Total no of tender votes	9		

Name of the candidate	Party	Votes Polled	Percentage
1 Anil Nathuji Ghate	CPI	6,042	3.47
2 Kasawar Wamanrao Bapurao	INC	55,666	31.94
3 Kotrange Dilip Narayan	BSP	6,225	3.57
4 Vishwas Ramchandra Nandekar	SHS	45,226	25.95
5 Pundlik Shravan Sathe	BBM	1,261	0.72
6 Bandu Bansi Sidam	GGP	427	0.25
7 Raju Umbarkar	MNS	11,320	6.49
8 Santosh Eknath Barde	SVRP	550	0.32
9 Aabid Husain Jahid Husain	IND	355	0.20
10 Jawed Qureshi Allias Prof. Jawed Pasha	IND	1,106	0.63
11 Derkar Sanjay Nilkanthrao	IND	41,330	23.71
12 Narayan Shahu Gode	IND	1,170	0.67
13 Nilkanth Harbaji Jumde	IND	1,628	0.93
14 Babitai Bais Patil	IND	1,983	1.14

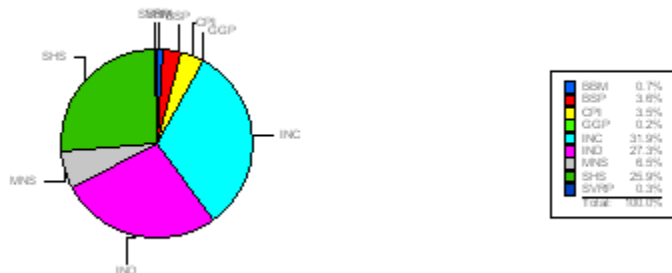
# GENERAL ELECTIONS TO STATE LEGISLATIVE ASSEMBLY 2009

No and name of the Constituency	76 Wani		
Date of Poll			
Date of counting of votes	22nd October 2009		
Total no of electors	Male	Female	Total
	128915	118161	247076
Total no of voters who voted	96164	77634	173798
Total no of Postal Votes	619		
Total no of valid votes	174289		
Total no of rejected votes	128		
Total no of votes not retrieved from EVM	0		
Total no of tender votes	9		

Total Valid Votes Polled : **174289**

Name of the Winning Candidate **Kasawar Wamanrao Bapurao**

Date of Declaration 22nd October 2009



# GENERAL ELECTIONS TO STATE LEGISLATIVE ASSEMBLY 2009

No and name of the Constituency	77 Ralegaon (S.T.)		
Date of Poll			
Date of counting of votes	22nd October 2009		
Total no of electors	Male	Female	Total
	126263	115997	242260
Total no of voters who voted	86529	70522	157051
Total no of Postal Votes	333		
Total no of valid votes	157337		
Total no of rejected votes	47		
Total no of votes not retrieved from EVM	0		
Total no of tender votes	0		

Name of the candidate	Party	Votes Polled	Percentage
1 Chandekar Sudhakar Baheru	BSP	5,418	3.44
2 Babasaheb Jungalaji Kangale	BJP	32,641	20.75
3 Prof. Vasant Chanduji Purke	INC	74,622	47.43
4 Ashok Dattuji Meshram	IND	1,660	1.06
5 Prof. Dr. Ashok Ramaji Uike	IND	34,204	21.74
6 Aatram Ramaji Gangaram	IND	883	0.56
7 Ude Chandrabhan Dasaru	IND	502	0.32
8 Tekam Chhabutai Nilkanth	IND	539	0.34
9 Namdeo Alias Narayan Yashwant Madavi	IND	345	0.22
10 Netaji Sitaram Kinake	IND	450	0.29
11 Ramdas Govinda Atram	IND	725	0.46
12 Vilas Kawaduji Kannike	IND	978	0.62
13 Shrirame Gajanan Mahadeorao	IND	1,636	1.04
14 Haridas Sadhuji Meshram	IND	967	0.61
15 Dnyaneshwar Alias Lahanu Damu Marskolhe	IND	1,767	1.12

# GENERAL ELECTIONS TO STATE LEGISLATIVE ASSEMBLY 2009

No and name of the Constituency	77 Ralegaon (S.T.)		
Date of Poll			
Date of counting of votes	22nd October 2009		
Total no of electors	Male	Female	Total
	126263	115997	242260
Total no of voters who voted	86529	70522	157051
Total no of Postal Votes	333		
Total no of valid votes	157337		
Total no of rejected votes	47		
Total no of votes not retrieved from EVM	0		
Total no of tender votes	0		

Total Valid Votes Polled : **157337**

Name of the Winning Candidate

**Prof. Vasant Chanduji Purke**

Date of Declaration

22nd October 2009



BJP	20.7%
BSP	3.4%
INC	47.4%
IND	28.4%
Total	100.0%

# GENERAL ELECTIONS TO STATE LEGISLATIVE ASSEMBLY 2009

No and name of the Constituency	78 Yavatmal		
Date of Poll			
Date of counting of votes	22nd October 2009		
Total no of electors	Male	Female	Total
	163196	152971	316167
Total no of voters who voted	89120	72827	161947
Total no of Postal Votes	565		
Total no of valid votes	162508		
Total no of rejected votes	4		
Total no of votes not retrieved from EVM	0		
Total no of tender votes	12		

Name of the candidate	Party	Votes Polled	Percentage
1 Nilesh Shivram Deshmukh Parwekar	INC	56,370	34.69
2 Madan Madhukarrao Yerawar	BJP	36,495	22.46
3 Madukar Tulshiram Surpatane	CPI	2,250	1.38
4 Adv. Rajendra Shriramji Mahadhole	BSP	9,303	5.72
5 Ahemad Kha Sher Kha Pathan	BBM	712	0.44
6 Anand Keshavrao Wankhede	MDP	231	0.14
7 Ashatai Anand Wankhede	RPI(KB)	168	0.10
8 Khemchand Somaji Pawar	SP	149	0.09
9 Purushotam Domaji Bhajgaware	PRBP	549	0.34
10 Mohan Kisanrao Jadhao	SBP	533	0.33
11 Gulhane Nitin Dnyaneshwar	IND	2,089	1.29
12 Chandrakant Ramraoji Gade Patil	IND	18,650	11.48
13 Dilip Bapurao Madeshwar	IND	917	0.56
14 Parshram Yadavrao Pardhi	IND	750	0.46
15 Pratima Jagdish Datar	IND	2,532	1.56
16 Pravin Vasanttrao Kawle	IND	1,064	0.65
17 Manik Avinash Pande	IND	1,388	0.85
18 B.E.Rathod	IND	536	0.33
19 Shrikant Alias Babasaheb Choudhari	IND	26,352	16.22
20 Sanjay Vasanttrao Borkar	IND	271	0.17
21 Sandesh Babanrao Rathod	IND	126	0.08
22 Dnyaneshwar Shriram Khatade	IND	1,073	0.66

# GENERAL ELECTIONS TO STATE LEGISLATIVE ASSEMBLY 2009

No and name of the Constituency	78 Yavatmal		
Date of Poll			
Date of counting of votes	22nd October 2009		
Total no of electors	Male	Female	Total
	163196	152971	316167
Total no of voters who voted	89120	72827	161947
Total no of Postal Votes	565		
Total no of valid votes	162508		
Total no of rejected votes	4		
Total no of votes not retrieved from EVM	0		
Total no of tender votes	12		

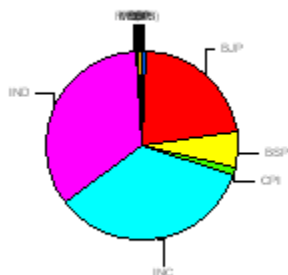
Total Valid Votes Polled : **162508**

Name of the Winning Candidate

**Nilesh Shivram Deshmukh Parwekar**

Date of Declaration

22nd October 2009



BSM	0.4%
SUP	22.5%
BSP	5.7%
CPI	1.4%
INC	34.7%
IND	34.3%
INDP	0.1%
PRSP	0.3%
NP(NB)	0.1%
OSP	0.3%
SP	0.1%
Total	100.0%

# GENERAL ELECTIONS TO STATE LEGISLATIVE ASSEMBLY 2009

No and name of the Constituency	79 Digras		
Date of Poll			
Date of counting of votes	22nd October 2009		
Total no of electors	Male	Female	Total
	138823	127637	266460
Total no of voters who voted	103454	88313	191767
Total no of Postal Votes	836		
Total no of valid votes	192384		
Total no of rejected votes	219		
Total no of votes not retrieved from EVM	0		
Total no of tender votes	9		

Name of the candidate	Party	Votes Polled	Percentage
1 Khwaja Baig	BSP	29,319	15.24
2 Deshmukh Sanjay Uttamrao	INC	49,989	25.98
3 Rathod Sanjay Dulichand	SHS	104,134	54.13
4 Alam Khan Haji Miya Khan Pathan	BBM	1,491	0.78
5 Jadhao Madhao Bhoju	MNS	1,454	0.76
6 Purushottam Domaji Bhajgaware	SVRP	187	0.10
7 Mohan Govindrao Bhoyar	RPI(A)	1,109	0.58
8 Arvind Devidas Shere	IND	131	0.07
9 Athawale Sadanand Pralhadrao	IND	112	0.06
10 Gyasoddin Bahoudin Bailim	IND	156	0.08
11 Pardhi Maroti Narayanrao	IND	258	0.13
12 Rathod Dulsing Kisan	IND	941	0.49
13 Shere Motilal Ramji	IND	1,275	0.66
14 Sanjay Sadashiv Rathod	IND	1,828	0.95

# GENERAL ELECTIONS TO STATE LEGISLATIVE ASSEMBLY 2009

No and name of the Constituency	79 Digras		
Date of Poll			
Date of counting of votes	22nd October 2009		
Total no of electors	Male	Female	Total
	138823	127637	266460
Total no of voters who voted	103454	88313	191767
Total no of Postal Votes	836		
Total no of valid votes	192384		
Total no of rejected votes	219		
Total no of votes not retrieved from EVM	0		
Total no of tender votes	9		

Total Valid Votes Polled : **192384**

Name of the Winning Candidate

**Rathod Sanjay Dulichand**

Date of Declaration

22nd October 2009



# GENERAL ELECTIONS TO STATE LEGISLATIVE ASSEMBLY 2009

No and name of the Constituency	80 Arni		
Date of Poll			
Date of counting of votes	22nd October 2009		
Total no of electors	Male	Female	Total
	133452	125768	259220
Total no of voters who voted	92373	74935	167308
Total no of Postal Votes	282		
Total no of valid votes	167545		
Total no of rejected votes	45		
Total no of votes not retrieved from EVM	0		
Total no of tender votes	5		

Name of the candidate	Party	Votes Polled	Percentage
1 Ingale Uttam Raghoji	BJP	53,301	31.81
2 Laxmanrao Sonbaji Velade	BSP	3,584	2.14
3 Shivajirao Moghe	INC	90,882	54.24
4 Sidam Govind Gangaram	CPI	3,080	1.84
5 Niranjanao Shivram Msram	GGP	5,145	3.07
6 Marape Bhaurao Kisan	SVRP	2,595	1.55
7 Dr. Vishnu Shankarrao Ukande	JSS	1,554	0.93
8 Netaji Sitaramji Kinake	IND	1,059	0.63
9 Pendor Haribhau Kawadu	IND	815	0.49
10 Raju Narayan Todsam	IND	5,530	3.30

Total Valid Votes Polled : **167545**

Name of the Winning Candidate **Shivajirao Moghe**

Date of Declaration **22nd October 2009**



# GENERAL ELECTIONS TO STATE LEGISLATIVE ASSEMBLY 2009

No and name of the Constituency	81 Pusad		
Date of Poll			
Date of counting of votes	22nd October 2009		
	Male	Female	Total
Total no of electors	124538	115722	240260
Total no of voters who voted	82259	68952	151211
Total no of Postal Votes	496		
Total no of valid votes	151687		
Total no of rejected votes	20		
Total no of votes not retrieved from EVM	0		
Total no of tender votes	12		

Name of the candidate	Party	Votes Polled	Percentage
1 Dr. Arti Phupate	SHS	46,296	30.52
2 Dhananjay Govindrao Kamble	BSP	2,732	1.80
3 Manohar Naik	NCP	77,136	50.85
4 Uttam Bhagaji Kamble	PRBP	1,465	0.97
5 Javed Abdul Qureshi alis Prof. Javed Pasha	RSP	738	0.49
6 Sheikh Amin Sheikh Chatta	IND	433	0.29
7 Nilay Naik	IND	18,486	12.19
8 Pankaj Nandevrao Pardhe	IND	792	0.52
9 Punjab Tulshiram Jadhav	IND	1,501	0.99
10 Baig Mustafa	IND	516	0.34
11 Hadse Sambhaji Limbaji	IND	1,592	1.05

# GENERAL ELECTIONS TO STATE LEGISLATIVE ASSEMBLY 2009

No and name of the Constituency	81 Pusad		
Date of Poll			
Date of counting of votes	22nd October 2009		
Total no of electors	Male	Female	Total
	124538	115722	240260
Total no of voters who voted	82259	68952	151211
Total no of Postal Votes	496		
Total no of valid votes	151687		
Total no of rejected votes	20		
Total no of votes not retrieved from EVM	0		
Total no of tender votes	12		

Total Valid Votes Polled : **151687**

Name of the Winning Candidate **Manohar Naik**

Date of Declaration 22nd October 2009



# GENERAL ELECTIONS TO STATE LEGISLATIVE ASSEMBLY 2009

No and name of the Constituency	82 Umarkhed		
Date of Poll			
Date of counting of votes	22nd October 2009		
Total no of electors	Male	Female	Total
	125126	116898	242024
Total no of voters who voted	83200	67404	150604
Total no of Postal Votes	335		
Total no of valid votes	150897		
Total no of rejected votes	42		
Total no of votes not retrieved from EVM	0		
Total no of tender votes	7		

Name of the candidate	Party	Votes Polled	Percentage
1 Kamble Suryabhan Waghujji	BSP	2,247	1.49
2 Khadse Vijayrao Yadavrao	INC	66,882	44.32
3 Rajendra Waman Najardhane	BJP	59,507	39.44
4 Kamble Uttam Bhagaji	PRBP	1,023	0.68
5 Khandare Narendra Deorao	JSS	872	0.58
6 Taterao Madhaorao Mankar	BBM	563	0.37
7 Paikrao Sadashiv Dagadu	SVRP	988	0.65
8 Bhavare Anil Prabhakar	RPI(A)	729	0.48
9 Dr. Mun Rajratan Mahadeorao	SBP	331	0.22
10 Atmaram Sambhaji Khadase	IND	394	0.26
11 Kondaba Saganji Lambtile	IND	822	0.54
12 Ganpat Haribhau Suroshe	IND	492	0.33
13 Gaikwad Vitthal Purbhaji	IND	9,738	6.45
14 Jayvant Kisan Suryavanshi	IND	884	0.59
15 Dongare Sharadchandra Wamanrao	IND	671	0.44
16 Padamgirwar Murlidhar Shankarrao	IND	997	0.66
17 Purushottam Gyanba Kale	IND	435	0.29
18 Babusha Allis Baburao Sudam Manvar	IND	1,037	0.69
19 Mamidwar Rajendra Dattatraya	IND	873	0.58
20 Maroti Kauraji Gaikwad	IND	349	0.23
21 Shahaji Gangaram Khadase	IND	530	0.35
22 Shingankar Ashok Lobhaji	IND	533	0.35

# GENERAL ELECTIONS TO STATE LEGISLATIVE ASSEMBLY 2009

No and name of the Constituency	82 Umarkhed		
Date of Poll			
Date of counting of votes	22nd October 2009		
Total no of electors	Male	Female	Total
	125126	116898	242024
Total no of voters who voted	83200	67404	150604
Total no of Postal Votes	335		
Total no of valid votes	150897		
Total no of rejected votes	42		
Total no of votes not retrieved from EVM	0		
Total no of tender votes	7		

Total Valid Votes Polled : **150897**

Name of the Winning Candidate **Khadse Vijayrao Yadavrao**

Date of Declaration 22nd October 2009



BSPM	0.4%
BJP	39.4%
BSP	1.3%
INC	44.3%
IND	11.8%
JSS	0.6%
PNSP	0.7%
PNS(A)	0.5%
SVP	0.2%
SVPSP	0.7%
Total	100.0%

# GENERAL ELECTIONS TO STATE LEGISLATIVE ASSEMBLY 2009

No and name of the Constituency	83 Kinwat		
Date of Poll			
Date of counting of votes	22nd October 2009		
Total no of electors	Male	Female	Total
	105607	99284	204891
Total no of voters who voted	79056	67002	146058
Total no of Postal Votes	463		
Total no of valid votes	146455		
Total no of rejected votes	66		
Total no of votes not retrieved from EVM	0		
Total no of tender votes	1		

Name of the candidate	Party	Votes Polled	Percentage
1 Arjun Kishanrao Ade	CPM	12,600	8.60
2 Keram Bhimrao Ramji	BJP	51,483	35.15
3 Jadhav Pradeep Hemsingh (Naik)	NCP	69,645	47.55
4 Rangenwar Suresh Ramrao	BSP	2,902	1.98
5 Ashok Mukundrao Nemmaniwar	MNS	2,145	1.46
6 Jadhav Akash Subhash	BBM	1,053	0.72
7 Dharmsingh Dagdu Rathod	JSS	3,702	2.53
8 Khan Asadkhan Khan Mohammad	IND	797	0.54
9 Waghmare Nagorao Maroti	IND	658	0.45
10 Shrinivas Ramvallabhaji Joshi	IND	1,470	1.00

Total Valid Votes Polled : **146455**

Name of the Winning Candidate **Jadhav Pradeep Hemsingh (Naik)**

Date of Declaration 22nd October 2009



# GENERAL ELECTIONS TO STATE LEGISLATIVE ASSEMBLY 2009

No and name of the Constituency	84 Hadgaon		
Date of Poll			
Date of counting of votes	22nd October 2009		
Total no of electors	Male	Female	Total
	120976	110299	231275
Total no of voters who voted	87811	73754	161565
Total no of Postal Votes	335		
Total no of valid votes	161827		
Total no of rejected votes	73		
Total no of votes not retrieved from EVM	0		
Total no of tender votes	2		

Name of the candidate	Party	Votes Polled	Percentage
1 Chavan Babu Dhanu	BSP	1,917	1.18
2 Pawar Maddhavrao Nivrutirao	INC	96,584	59.68
3 Baburao Alias Sambharao Gunaji Kadam	SHS	51,803	32.01
4 Omprakash Keshavrao Shinde	SVRP	1,178	0.73
5 Tikore Uttamrao Gangaram	JSS	1,456	0.90
6 Dhole Ashok Sambhajirao	RPI(A)	202	0.12
7 Dr. Devrao Tukaram Patil Babhalikar	JD(S)	240	0.15
8 Nevarkar Gangadhar Ganpati	BBM	2,848	1.76
9 Haran (patil) Keshav Vithalrao	MNS	1,142	0.71
10 Gaikward Uttam Rama	IND	251	0.16
11 Bharat Nagorao Dhole	IND	228	0.14
12 Ad. Marotrao Kanhobarao Hukke	IND	322	0.20
13 Rathod Ramchandra Fakira	IND	853	0.53
14 Satwarao Shankarrao Dhongde	IND	666	0.41
15 Suresh Sitaram Jadhav	IND	2,137	1.32

# GENERAL ELECTIONS TO STATE LEGISLATIVE ASSEMBLY 2009

No and name of the Constituency	84 Hadgaon		
Date of Poll			
Date of counting of votes	22nd October 2009		
Total no of electors	Male	Female	Total
	120976	110299	231275
Total no of voters who voted	87811	73754	161565
Total no of Postal Votes	335		
Total no of valid votes	161827		
Total no of rejected votes	73		
Total no of votes not retrieved from EVM	0		
Total no of tender votes	2		


Total Valid Votes Polled : **161827**

Name of the Winning Candidate

**Pawar Maddhavrao Nivrutirao**

Date of Declaration

22nd October 2009



# GENERAL ELECTIONS TO STATE LEGISLATIVE ASSEMBLY 2009

No and name of the Constituency	85 Bhokar		
Date of Poll			
Date of counting of votes	22nd October 2009		
Total no of electors	Male	Female	Total
	114074	105390	219464
Total no of voters who voted	82791	68632	151423
Total no of Postal Votes	359		
Total no of valid votes	151724		
Total no of rejected votes	58		
Total no of votes not retrieved from EVM	0		
Total no of tender votes	4		

Name of the candidate	Party	Votes Polled	Percentage
1 Ashok Shankarrao Chavan	INC	120,849	79.65
2 Gajbhare Bapurao	BSP	6,279	4.14
3 Kshirsagar Bhimrao Mariba	SHS	6,405	4.22
4 Hulgunde Kishanrao Vithoba	SBP	1,433	0.94
5 Kinhalkar Dr.Madhavrao Bhujangrao	IND	13,346	8.80
6 Jadhav Vishnu Maroti	IND	420	0.28
7 Narayan Suryawanshi Dongaonkar	IND	362	0.24
8 Pathan Jafar Ali Khan	IND	601	0.40
9 Patil Vijaykumar Shripatappa	IND	539	0.36
10 Kshirsagar Balaji Digambar	IND	1,490	0.98


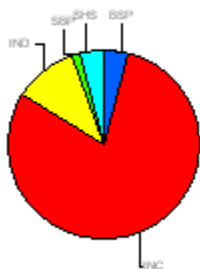
Total Valid Votes Polled : **151724**

Name of the Winning Candidate

**Ashok Shankarrao Chavan**

Date of Declaration

22nd October 2009



# GENERAL ELECTIONS TO STATE LEGISLATIVE ASSEMBLY 2009

No and name of the Constituency	86 Nanded North		
Date of Poll			
Date of counting of votes	22nd October 2009		
Total no of electors	Male	Female	Total
	145490	130677	276167
Total no of voters who voted	74547	61632	136179
Total no of Postal Votes	453		
Total no of valid votes	136560		
Total no of rejected votes	72		
Total no of votes not retrieved from EVM	0		
Total no of tender votes	0		

Name of the candidate	Party	Votes Polled	Percentage
1 Engineer Kishanrao Wane	BSP	10,981	8.04
2 Khedkar Anusaya Prakash	SHS	22,970	16.82
3 D.P. Sawant	INC	67,052	49.10
4 Abdul Rauf A. Wahed	AIMM	10,605	7.77
5 Adv. Avinash Vishwanathrao Bhosikar	JSS	2,639	1.93
6 Uttam Yeshwantrao Mogle	BBM	803	0.59
7 Pawde Vinod Nilkanthrao	MNS	2,121	1.55
8 Wathore Rekha Chandrao	ANC	211	0.15
9 Sham Baburao Nilangekar	LB	809	0.59
10 Anant S/o Dattatray Wagh	IND	267	0.20
11 Advocate Ayyuboddi Jagirdar	IND	149	0.11
12 Adv. Ashfaq Ahemad Iqbal Ahemad	IND	166	0.12
13 Gaikwad Vijaymala Gajanan	IND	454	0.33
14 Nain Sabiya Parveen Md. Eakbal	IND	340	0.25
15 Pathan Jaffar Alikhan Mahemud Alikhan	IND	245	0.18
16 Adv. Baliram Nagorao Khandare	IND	626	0.46
17 Marewar Ashok Shankar	IND	730	0.53
18 Misale Anand Vijaykumar	IND	386	0.28
19 Md. Muqet Md. Sab	IND	586	0.43
20 (Guru) Rajeshwar Hatttekar	IND	242	0.18
21 Waghmare Ramesh Ramchandra	IND	219	0.16
22 Dr. Shila Sunil Kadam	IND	13,408	9.82
23 Shaikh Washid Shah Jahid Shah	IND	216	0.16
24 Shrinivas Laxminarayansa Damam	IND	335	0.25

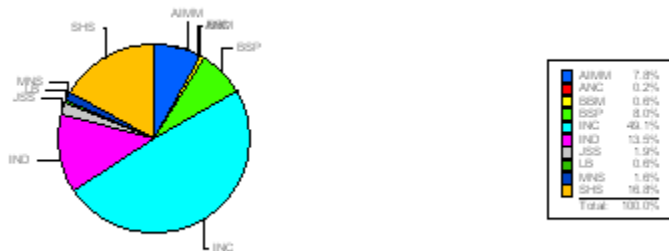
# GENERAL ELECTIONS TO STATE LEGISLATIVE ASSEMBLY 2009

No and name of the Constituency	86 Nanded North		
Date of Poll			
Date of counting of votes	22nd October 2009		
Total no of electors	Male	Female	Total
	145490	130677	276167
Total no of voters who voted	74547	61632	136179
Total no of Postal Votes	453		
Total no of valid votes	136560		
Total no of rejected votes	72		
Total no of votes not retrieved from EVM	0		
Total no of tender votes	0		

Total Valid Votes Polled : **136560**

Name of the Winning Candidate **D.P. Sawant**

Date of Declaration 22nd October 2009



# GENERAL ELECTIONS TO STATE LEGISLATIVE ASSEMBLY 2009

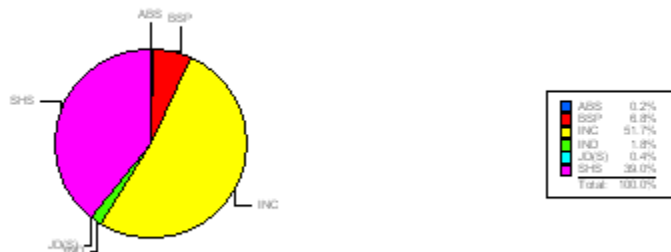
No and name of the Constituency	87 Nanded South		
Date of Poll			
Date of counting of votes	22nd October 2009		
Total no of electors	Male	Female	Total
	136845	125103	261948
Total no of voters who voted	76428	61196	137624
Total no of Postal Votes	430		
Total no of valid votes	138042		
Total no of rejected votes	10		
Total no of votes not retrieved from EVM	2		
Total no of tender votes	5		

Name of the candidate	Party	Votes Polled	Percentage
1 Omprakash Ganeshlal Pokarna	INC	71,367	51.70
2 Patil Hemant Shriram	SHS	53,904	39.05
3 Yemul Ishwar Lacchiram	BSP	9,354	6.78
4 Patodekar Joshi Dr. Prabhakar Digambarrao	JD(S)	594	0.43
5 Balaji Chandrakant Jogadand	ABS	343	0.25
6 Patil Vijaykumar Shripatappa	IND	396	0.29
7 Balaji Sheshrao Shelke	IND	1,058	0.77
8 Vijay Chandrao Hanmante (Painter)	IND	1,026	0.74

Total Valid Votes Polled : **138042**

Name of the Winning Candidate **Omprakash Ganeshlal Pokarna**

Date of Declaration 22nd October 2009



# GENERAL ELECTIONS TO STATE LEGISLATIVE ASSEMBLY 2009

No and name of the Constituency	88 Loha		
Date of Poll			
Date of counting of votes	22nd October 2009		
	Male	Female	Total
Total no of electors	114610	105242	219852
Total no of voters who voted	90719	81259	171978
Total no of Postal Votes	910		
Total no of valid votes	172877		
Total no of rejected votes	11		
Total no of votes not retrieved from EVM	0		
Total no of tender votes	0		

	Name of the candidate	Party	Votes Polled	Percentage
1	Gaikwad Narendra Babarao	BSP	1,696	0.98
2	Dhondge Shankaranna	NCP	81,539	47.17
3	Prof. Manohar Dhonde	SHS	7,087	4.10
4	Chikhalikar Prataprao Govindrao	LB	72,175	41.75
5	Narangale Shivkumar Narayanrao	MNS	1,765	1.02
6	Nawghare Anand Pandurang	RKSP	348	0.20
7	Hamblikar Vitthal Punda	BBM	452	0.26
8	Adampure Balaji Govinda	IND	1,106	0.64
9	Umerekar Shahaji Sambhaji	IND	1,999	1.16
10	Barole Venkatrao Kishanrao	IND	1,507	0.87
11	Adv. Rupkumar Narayanrao Kamble	IND	1,807	1.05
12	Sunita Ramrao Rathod	IND	1,396	0.81

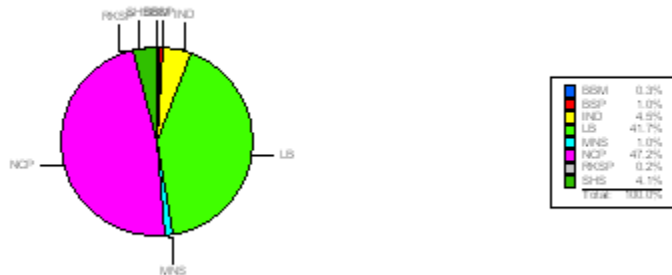
# GENERAL ELECTIONS TO STATE LEGISLATIVE ASSEMBLY 2009

No and name of the Constituency	88 Loha		
Date of Poll			
Date of counting of votes	22nd October 2009		
Total no of electors	Male	Female	Total
	114610	105242	219852
Total no of voters who voted	90719	81259	171978
Total no of Postal Votes	910		
Total no of valid votes	172877		
Total no of rejected votes	11		
Total no of votes not retrieved from EVM	0		
Total no of tender votes	0		

Total Valid Votes Polled : **172877**

Name of the Winning Candidate **Dhondge Shankaranna**

Date of Declaration 22nd October 2009



# GENERAL ELECTIONS TO STATE LEGISLATIVE ASSEMBLY 2009

No and name of the Constituency	89 Naigaon		
Date of Poll			
Date of counting of votes	22nd October 2009		
Total no of electors	Male	Female	Total
	121927	120236	242163
Total no of voters who voted	89776	80435	170211
Total no of Postal Votes	788		
Total no of valid votes	170915		
Total no of rejected votes	84		
Total no of votes not retrieved from EVM	0		
Total no of tender votes	2		

Name of the candidate	Party	Votes Polled	Percentage
1 Thakkarwad Laxmanrao Gangaram	BJP	15,788	9.24
2 Deshmukh Shrinivas alias Bapusaheb Gorthekekar	NCP	52,414	30.67
3 Bodhankar Satishkumar Ambadasrao	BSP	3,313	1.94
4 Bachewar Balaji Ganeshrao	JSS	16,688	9.76
5 Shankerwar Venkatrao Sayanna (Karkhelikar)	RSP	1,037	0.61
6 Anand Jadhav (Agri. Specialist)	IND	1,316	0.77
7 Chavan Vasanttrao Balwantrao	IND	63,534	37.17
8 Doiwad Vankatrao Govindrao	IND	964	0.56
9 Pawar Shivkumar Anandrao	IND	1,042	0.61
10 Belkonikar Surendra Balkrishnarao	IND	6,705	3.92
11 Shamante Shankerrao Poshatti	IND	2,076	1.21
12 Sontakke Laxman Kisan	IND	6,038	3.53

# GENERAL ELECTIONS TO STATE LEGISLATIVE ASSEMBLY 2009

No and name of the Constituency	89 Naigaon		
Date of Poll			
Date of counting of votes	22nd October 2009		
Total no of electors	Male	Female	Total
	121927	120236	242163
Total no of voters who voted	89776	80435	170211
Total no of Postal Votes	788		
Total no of valid votes	170915		
Total no of rejected votes	84		
Total no of votes not retrieved from EVM	0		
Total no of tender votes	2		

Total Valid Votes Polled : **170915**

Name of the Winning Candidate **Chavan Vasantao Balwantrao**

Date of Declaration 22nd October 2009



BJP	9.2%
BSP	1.9%
IND	47.8%
JSS	9.8%
NCP	30.7%
RSP	0.6%
Total	100.0%

# GENERAL ELECTIONS TO STATE LEGISLATIVE ASSEMBLY 2009

No and name of the Constituency	90 Degloor SC		
Date of Poll			
Date of counting of votes	22nd October 2009		
Total no of electors	Male	Female	Total
	127969	125832	253801
Total no of voters who voted	81065	73375	154440
Total no of Postal Votes	556		
Total no of valid votes	154945		
Total no of rejected votes	44		
Total no of votes not retrieved from EVM	7		
Total no of tender votes	0		

Name of the candidate	Party	Votes Polled	Percentage
1 Antapurkar Raosaheb Alias Chandoba Jayanta	INC	64,409	41.57
2 Kharat Vilas Shankar	BSP	2,757	1.78
3 Sabane Subhash Piraji	SHS	58,398	37.69
4 Prof.Kamble Utamkumar Ramchandra	RPI(A)	2,095	1.35
5 Kamble Ramchandra Sayaji	SBP	999	0.64
6 Gaikwad Sandip Pundalikrao	BBM	365	0.24
7 Uttam Mariba Jethe	IND	316	0.20
8 Khune Vishwajeet Kashinath	IND	335	0.22
9 Gavli Gangaram Gundappa	IND	333	0.21
10 Thanekar Chandrakant Satwaji	IND	589	0.38
11 Patil Jahagirdar Aruna Dhondiba	IND	610	0.39
12 Bharande Ramchandra Gangaram	IND	416	0.27
13 Bhimrao Sambhaji Lakhe	IND	638	0.41
14 Mandagikar Sambhaji Racchanna	IND	2,682	1.73
15 Rumale Anand Mariba	IND	763	0.49
16 Wadekar Maroti Mashnajirao	IND	16,400	10.58
17 Shaikh Iftekar SK Jabbar	IND	1,931	1.25
18 Swami Sankar Dhondiyappa	IND	909	0.59

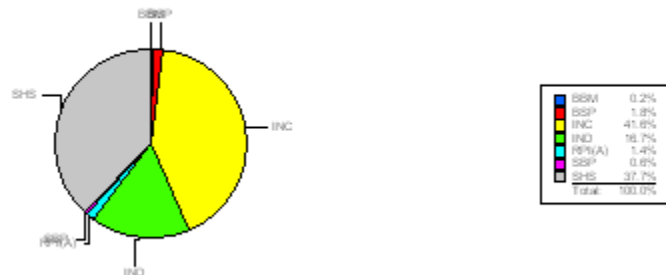
# GENERAL ELECTIONS TO STATE LEGISLATIVE ASSEMBLY 2009

No and name of the Constituency	90 Degloor SC		
Date of Poll			
Date of counting of votes	22nd October 2009		
Total no of electors	Male	Female	Total
	127969	125832	253801
Total no of voters who voted	81065	73375	154440
Total no of Postal Votes	556		
Total no of valid votes	154945		
Total no of rejected votes	44		
Total no of votes not retrieved from EVM	7		
Total no of tender votes	0		

Total Valid Votes Polled : **154945**

Name of the Winning Candidate **Antapurkar Raosaheb Alias Chandoba Jayanta**

Date of Declaration **22nd October 2009**



# GENERAL ELECTIONS TO STATE LEGISLATIVE ASSEMBLY 2009

No and name of the Constituency	91 Mukhed		
Date of Poll			
Date of counting of votes	22nd October 2009		
Total no of electors	Male	Female	Total
	123313	118808	242121
Total no of voters who voted	83534	76380	159914
Total no of Postal Votes	422		
Total no of valid votes	160331		
Total no of rejected votes	4		
Total no of votes not retrieved from EVM	1		
Total no of tender votes	0		

Name of the candidate	Party	Votes Polled	Percentage
1 Ingle Laxman Bhujangrao	BSP	1,229	0.77
2 Patil Hanamantrao Venketrao	INC	66,013	41.17
3 Sambutwad Vasant Iranna	SHS	15,508	9.67
4 Pandhare Sudhakar Ramrao	JSS	1,895	1.18
5 Lohabande Dashrath Manghaji	BBM	5,252	3.28
6 Surnar Govindram Sakharam	RSP	674	0.42
7 Udhav Maroti Uamate	IND	447	0.28
8 Khankare Shivraj Kalappa	IND	642	0.40
9 Bande Balaji Baliram	IND	394	0.25
10 Adv. Rahimkhan Mahbubkhan Pathan	IND	1,361	0.85
11 Rathod Govind Makkaji	IND	64,797	40.41
12 Vilas Ramdas Dhange	IND	2,119	1.32

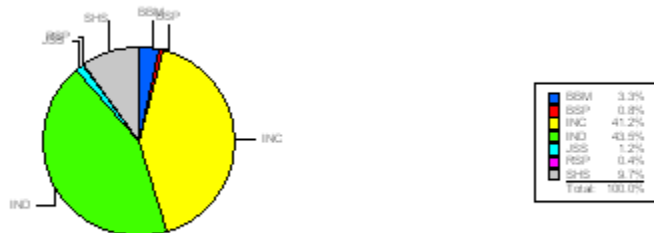
# GENERAL ELECTIONS TO STATE LEGISLATIVE ASSEMBLY 2009

No and name of the Constituency	91 Mukhed		
Date of Poll			
Date of counting of votes	22nd October 2009		
Total no of electors	Male	Female	Total
	123313	118808	242121
Total no of voters who voted	83534	76380	159914
Total no of Postal Votes	422		
Total no of valid votes	160331		
Total no of rejected votes	4		
Total no of votes not retrieved from EVM	1		
Total no of tender votes	0		

Total Valid Votes Polled : **160331**

Name of the Winning Candidate **Patil Hanamantrao Venketrao**

Date of Declaration 22nd October 2009



# GENERAL ELECTIONS TO STATE LEGISLATIVE ASSEMBLY 2009

No and name of the Constituency	92 Basmath		
Date of Poll			
Date of counting of votes	22nd October 2009		
Total no of electors	Male	Female	Total
	122136	114990	237126
Total no of voters who voted	94780	82609	177389
Total no of Postal Votes	937		
Total no of valid votes	178323		
Total no of rejected votes	3		
Total no of votes not retrieved from EVM	0		
Total no of tender votes	31		

	Name of the candidate	Party	Votes Polled	Percentage
1	Dandegaonkar Jaiprakash Raosaheb	NCP	81,357	45.62
2	Munada Jaiprakash Shankarlal	SHS	78,513	44.03
3	Shaikh Shakir Mujahade Ismail	BSP	2,983	1.67
4	Deviprasad Munjaji Dhoble	SBP	1,527	0.86
5	Padghan Ganeshrao Kishanrao	RPI(A)	549	0.31
6	Adv. Sadawarte Deepak Kishanrao	BBM	1,250	0.70
7	Adv. Aalne Ratnamala Narayan	IND	298	0.17
8	Jaiswal Premabai Nandkishore	IND	429	0.24
9	Tambhale Ujjwalatai Vijayprakash	IND	9,059	5.08
10	Nikalje Kailash Bansi	IND	820	0.46
11	Krantisinha Adv. Subhashrao Shinde (Patil)	IND	1,538	0.86

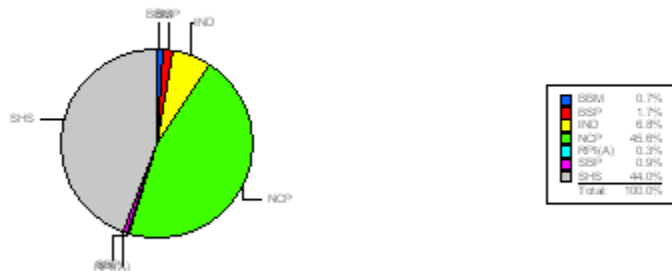
# GENERAL ELECTIONS TO STATE LEGISLATIVE ASSEMBLY 2009

No and name of the Constituency	92 Basmath		
Date of Poll			
Date of counting of votes	22nd October 2009		
Total no of electors	Male	Female	Total
	122136	114990	237126
Total no of voters who voted	94780	82609	177389
Total no of Postal Votes	937		
Total no of valid votes	178323		
Total no of rejected votes	3		
Total no of votes not retrieved from EVM	0		
Total no of tender votes	31		

Total Valid Votes Polled : **178323**

Name of the Winning Candidate **Dandegaonkar Jaiprakash Raosaheb**

Date of Declaration 22nd October 2009



# GENERAL ELECTIONS TO STATE LEGISLATIVE ASSEMBLY 2009

No and name of the Constituency	93 Kalamnuri		
Date of Poll			
Date of counting of votes	22nd October 2009		
Total no of electors	Male	Female	Total
	128371	117881	246252
Total no of voters who voted	90072	77186	167258
Total no of Postal Votes	334		
Total no of valid votes	167592		
Total no of rejected votes	0		
Total no of votes not retrieved from EVM	0		
Total no of tender votes	2		

Name of the candidate	Party	Votes Polled	Percentage
1 Ghuge Gajanan Vitthalrao	SHS	59,577	35.55
2 Dr. Tarfe Santosh Kautika	BSP	25,893	15.45
3 Naik Chamatrao Vitthalrao	CPM	3,547	2.12
4 Satav Rajiv Shankarrao	INC	67,804	40.46
5 Ejaj Noormiyan	DSP	1,223	0.73
6 Jadhav Vijay Kishanrao	BBM	687	0.41
7 Dr. Bondhare Santosh Sadashivrao	SVRP	3,947	2.36
8 Bandu Alias Pramod Sakharam Kute	MNS	1,738	1.04
9 Niwrutirao Dhondibarao Wanole	IND	752	0.45
10 Pathan Anwar Khan Habib Khan	IND	730	0.44
11 Md. A. Majim Ansari A	IND	1,694	1.01

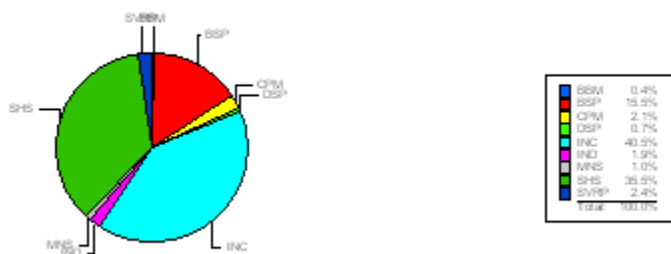
# GENERAL ELECTIONS TO STATE LEGISLATIVE ASSEMBLY 2009

No and name of the Constituency	93 Kalamnuri		
Date of Poll			
Date of counting of votes	22nd October 2009		
Total no of electors	Male	Female	Total
	128371	117881	246252
Total no of voters who voted	90072	77186	167258
Total no of Postal Votes	334		
Total no of valid votes	167592		
Total no of rejected votes	0		
Total no of votes not retrieved from EVM	0		
Total no of tender votes	2		

Total Valid Votes Polled : **167592**

Name of the Winning Candidate **Satav Rajiv Shankarrao**

Date of Declaration 22nd October 2009



# GENERAL ELECTIONS TO STATE LEGISLATIVE ASSEMBLY 2009

No and name of the Constituency	94 Hingoli		
Date of Poll			
Date of counting of votes	22nd October 2009		
Total no of electors	Male	Female	Total
	131234	122282	253516
Total no of voters who voted	86679	73472	160151
Total no of Postal Votes	532		
Total no of valid votes	160654		
Total no of rejected votes	29		
Total no of votes not retrieved from EVM	0		
Total no of tender votes	9		

Name of the candidate	Party	Votes Polled	Percentage
1 Adhe Bhagwat Raoji	BSP	3,307	2.06
2 Patil Bhaurao Baburao	INC	58,755	36.57
3 Mutkule Tanhaji Sakharamji	BJP	54,810	34.12
4 Vishnu Narayan Khandare	BBM	3,221	2.00
5 Sattar Khan Kasim Khan	IUML	759	0.47
6 Sahebrao Narayanrao Patil Goregaonkar	SP	32,400	20.17
7 Sandesh Balasaheb Deshmukh	MNS	5,619	3.50
8 Pathan Sattar Khan Saleem Khan	IND	1,783	1.11

Total Valid Votes Polled : **160654**

Name of the Winning Candidate **Patil Bhaurao Baburao**

Date of Declaration 22nd October 2009



# GENERAL ELECTIONS TO STATE LEGISLATIVE ASSEMBLY 2009

No and name of the Constituency	95 Jintur		
Date of Poll			
Date of counting of votes	22nd October 2009		
Total no of electors	Male	Female	Total
	145122	139748	284870
Total no of voters who voted	103280	91648	194928
Total no of Postal Votes	442		
Total no of valid votes	195305		
Total no of rejected votes	65		
Total no of votes not retrieved from EVM	0		
Total no of tender votes	11		

	Name of the candidate	Party	Votes Polled	Percentage
1	Kadam Ramprasad Wamanrao Bordikar	INC	76,427	39.13
2	Lahane Haribhau Vitthalrao	SHS	30,576	15.66
3	Waghmare Yogiraj Savlaram	BSP	1,894	0.97
4	Dr. K.J.Deshmukh Maji Sainik	AD	946	0.48
5	Ravn Devji Mohite	HJP	966	0.49
6	Shekh Sarafraj Abdul Maijad	ANC	560	0.29
7	Shekh Salim Shekh Latif Pachelwan	RSP	2,477	1.27
8	Bhamble Vijay manikrao	IND	75,202	38.50
9	Sayyed Anwar Sayyed Isa	IND	1,495	0.77
10	Sayyed Dilawar Sayyed Jamal	IND	1,429	0.73
11	Salve Sudhakar Umaji	IND	3,333	1.71

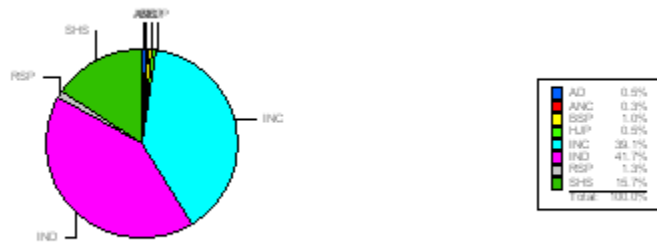
# GENERAL ELECTIONS TO STATE LEGISLATIVE ASSEMBLY 2009

No and name of the Constituency	95 Jintur		
Date of Poll			
Date of counting of votes	22nd October 2009		
Total no of electors	Male	Female	Total
	145122	139748	284870
Total no of voters who voted	103280	91648	194928
Total no of Postal Votes	442		
Total no of valid votes	195305		
Total no of rejected votes	65		
Total no of votes not retrieved from EVM	0		
Total no of tender votes	11		

Total Valid Votes Polled : **195305**

Name of the Winning Candidate **Kadam Ramprasad Wamanrao Bordikar**

Date of Declaration 22nd October 2009



# GENERAL ELECTIONS TO STATE LEGISLATIVE ASSEMBLY 2009

No and name of the Constituency	96 Parbhani		
Date of Poll			
Date of counting of votes	22nd October 2009		
Total no of electors	Male	Female	Total
	142375	125982	268357
Total no of voters who voted	88538	73318	161856
Total no of Postal Votes	841		
Total no of valid votes	162647		
Total no of rejected votes	50		
Total no of votes not retrieved from EVM	0		
Total no of tender votes	39		

Name of the candidate	Party	Votes Polled	Percentage
1 Jadhav Sanjay (Bandu) Haribhau	SHS	66,021	40.59
2 Adv. Tukaram Ganpatrao Renge Patil	INC	30,726	18.89
3 Bhimrao Nagorao Hatiambire	BSP	12,651	7.78
4 Madhuri Rajan Kshirsagar	CPM	2,054	1.26
5 Deshmukh Sunil	MNS	1,841	1.13
6 Shankarrao Haribau Natkar	ANC	229	0.14
7 Harkal Vasant Ashroba	SBP	691	0.42
8 Dahale Gajanan Manikrao	IND	207	0.13
9 Mo. Bashir	IND	354	0.22
10 Mo. Razzak Khan	IND	715	0.44
11 Vikhar Ahemad	IND	45,498	27.97
12 Mo. Shaji Ahemad Khan	IND	1,660	1.02

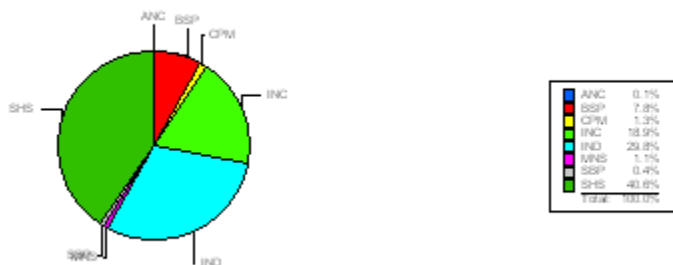
# GENERAL ELECTIONS TO STATE LEGISLATIVE ASSEMBLY 2009

No and name of the Constituency	96 Parbhani		
Date of Poll			
Date of counting of votes	22nd October 2009		
Total no of electors	Male	Female	Total
	142375	125982	268357
Total no of voters who voted	88538	73318	161856
Total no of Postal Votes	841		
Total no of valid votes	162647		
Total no of rejected votes	50		
Total no of votes not retrieved from EVM	0		
Total no of tender votes	39		

Total Valid Votes Polled : **162647**

Name of the Winning Candidate **Jadhav Sanjay (Bandu) Haribhau**

Date of Declaration 22nd October 2009



# GENERAL ELECTIONS TO STATE LEGISLATIVE ASSEMBLY 2009

No and name of the Constituency	97 Gangakhed		
Date of Poll			
Date of counting of votes	22nd October 2009		
Total no of electors	Male	Female	Total
	162330	149432	311762
Total no of voters who voted	117233	99664	216897
Total no of Postal Votes	437		
Total no of valid votes	217326		
Total no of rejected votes	8		
Total no of votes not retrieved from EVM	0		
Total no of tender votes	3		

	Name of the candidate	Party	Votes Polled	Percentage
1	Dr. Kendre Madusudan Manikrao	BJP	61,524	28.31
2	Devrao Ganpatrao Khandare	BSP	6,145	2.83
3	Warpudkar Suresh Ambadasrao	NCP	48,703	22.41
4	Laxmanrao Madhavrao Golegaonkar	PWPI	5,972	2.75
5	Vidyavati Ramchandra Pole	JSS	3,370	1.55
6	Shrimantrao Dattarao Kadam	BBM	1,000	0.46
7	Gore Chandrakant Kerba	IND	1,437	0.66
8	Ghandat (Mama)	IND	80,404	37.00
9	Jondhale Balasaheb Vithalrao	IND	1,530	0.70
10	Desai Suresh Digambar	IND	486	0.22
11	Nagoshi Balasaheb Tukaram	IND	381	0.18
12	Dr. Nivruti Bapurao Kale	IND	732	0.34
13	Budhvare Vithal Ravan	IND	1,213	0.56
14	Ramrao Dhanshing Rathod Sir	IND	735	0.34
15	Sagar Balaji Maroti	IND	1,336	0.61
16	Mo. Sarvar S. Ismail	IND	2,358	1.09

# GENERAL ELECTIONS TO STATE LEGISLATIVE ASSEMBLY 2009

No and name of the Constituency	97 Gangakhed		
Date of Poll			
Date of counting of votes	22nd October 2009		
Total no of electors	Male	Female	Total
	162330	149432	311762
Total no of voters who voted	117233	99664	216897
Total no of Postal Votes	437		
Total no of valid votes	217326		
Total no of rejected votes	8		
Total no of votes not retrieved from EVM	0		
Total no of tender votes	3		

Total Valid Votes Polled : **217326**

Name of the Winning Candidate **Ghandat (Mama)**

Date of Declaration 22nd October 2009



# GENERAL ELECTIONS TO STATE LEGISLATIVE ASSEMBLY 2009

No and name of the Constituency	98 Pathri		
Date of Poll			
Date of counting of votes	22nd October 2009		
Total no of electors	Male	Female	Total
	152216	145694	297910
Total no of voters who voted	104602	87195	191797
Total no of Postal Votes	319		
Total no of valid votes	192115		
Total no of rejected votes	1		
Total no of votes not retrieved from EVM	0		
Total no of tender votes	1		

Name of the candidate	Party	Votes Polled	Percentage
1 Durrani Abdullah Khan Durrani A. Latifkhan	NCP	78,031	40.62
2 Renge Mira Kalyanrao	SHS	89,056	46.36
3 Saifoddin Sarfarjoddin Faroki	BSP	3,827	1.99
4 Thore Vishwanath Manohar	RSP	6,475	3.37
5 Dilip Mariba Dhawale	RPI(A)	557	0.29
6 Rumale Tukaram Dhondiba	PRBP	616	0.32
7 Sheshikalabai Yogaji sawant	ANC	433	0.23
8 Sontakke Bandu Alias Dhammapal Rambhau	BBM	3,099	1.61
9 Atmaram Narhoji Ranher	IND	1,084	0.56
10 Aaherkar Pralhad Annasaheb	IND	407	0.21
11 Ghumbare Nagorao Bansi Patil	IND	695	0.36
12 Chavan Narayan Tukaram	IND	859	0.45
13 Jadhav Suresh Ramrao	IND	1,410	0.73
14 Deshmukh Govind Ramrao	IND	891	0.46
15 Rodge Shakuntala alias Rajamati Shivaji	IND	1,150	0.60
16 Shaikh Budhan Sk gulab Atar	IND	3,525	1.83

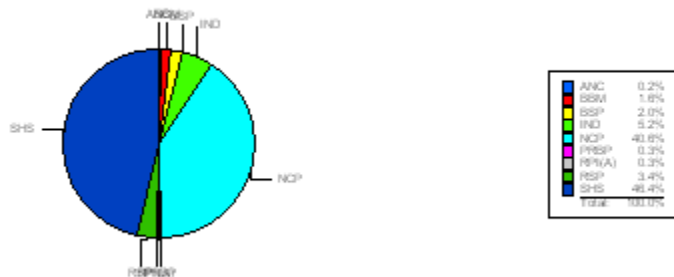
# GENERAL ELECTIONS TO STATE LEGISLATIVE ASSEMBLY 2009

No and name of the Constituency	98 Pathri		
Date of Poll			
Date of counting of votes	22nd October 2009		
Total no of electors	Male	Female	Total
	152216	145694	297910
Total no of voters who voted	104602	87195	191797
Total no of Postal Votes	319		
Total no of valid votes	192115		
Total no of rejected votes	1		
Total no of votes not retrieved from EVM	0		
Total no of tender votes	1		

Total Valid Votes Polled : **192115**

Name of the Winning Candidate **Renge Mira Kalyanrao**

Date of Declaration 22nd October 2009



# GENERAL ELECTIONS TO STATE LEGISLATIVE ASSEMBLY 2009

No and name of the Constituency	99 Partur		
Date of Poll			
Date of counting of votes	22nd October 2009		
	Male	Female	Total
Total no of electors	125436	117900	243336
Total no of voters who voted	88731	76872	165603
Total no of Postal Votes	507		
Total no of valid votes	166014		
Total no of rejected votes	96		
Total no of votes not retrieved from EVM	0		
Total no of tender votes	3		

Name of the candidate	Party	Votes Polled	Percentage
1 Anwar A Kadir Deshmukh	INC	30,161	18.17
2 Pawar Udhav Rambhau	BSP	13,141	7.92
3 Babanrao Dattarao Lonikar	BJP	31,200	18.79
4 Bhosle Shivaji Bapurao	SWP	2,254	1.36
5 Shelke Bhanudas Ambadas	SBP	1,437	0.87
6 Akat Babasaheb Apparao	IND	22,355	13.47
7 Adhe Laxman Kaniram	IND	886	0.53
8 Gopalrao Govindrao Borade	IND	19,135	11.53
9 Jethaliya Sureshkumar Kanhaiyalal	IND	42,702	25.72
10 Mule Sunder Panditrao	IND	769	0.46
11 Late Anjiram Rakhmaji	IND	1,974	1.19

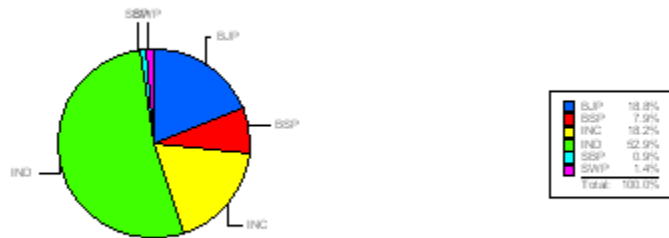
# GENERAL ELECTIONS TO STATE LEGISLATIVE ASSEMBLY 2009

No and name of the Constituency	99 Partur		
Date of Poll			
Date of counting of votes	22nd October 2009		
Total no of electors	Male	Female	Total
	125436	117900	243336
Total no of voters who voted	88731	76872	165603
Total no of Postal Votes	507		
Total no of valid votes	166014		
Total no of rejected votes	96		
Total no of votes not retrieved from EVM	0		
Total no of tender votes	3		

Total Valid Votes Polled : **166014**

Name of the Winning Candidate **Jethaliya Sureshkumar Kanhaiyalal**

Date of Declaration 22nd October 2009



# GENERAL ELECTIONS TO STATE LEGISLATIVE ASSEMBLY 2009


No and name of the Constituency	100 Ghansawangi		
Date of Poll			
Date of counting of votes	22nd October 2009		
Total no of electors	Male	Female	Total
	128345	121253	249598
Total no of voters who voted	102299	89735	192034
Total no of Postal Votes	171		
Total no of valid votes	192200		
Total no of rejected votes	5		
Total no of votes not retrieved from EVM	0		
Total no of tender votes	3		

Name of the candidate	Party	Votes Polled	Percentage
1 Arjun Panditrao Khotkar	SHS	80,899	42.09
2 Rajeshbhayya Tope	NCP	104,206	54.22
3 Rajendra Kaluba Hiwale	RPI(A)	2,165	1.13
4 Jagtap Shrihari Yadavrao	IND	519	0.27
5 Babasaheb Patil Shinde	IND	506	0.26
6 Munwarkha Gulkha Pathan	IND	2,131	1.11
7 Shaikh Sayed Mohamod Shaikh Ahmed	IND	1,774	0.92

Total Valid Votes Polled : **192200**

Name of the Winning Candidate **Rajeshbhayya Tope**

Date of Declaration 22nd October 2009



# GENERAL ELECTIONS TO STATE LEGISLATIVE ASSEMBLY 2009

No and name of the Constituency	101 Jalana		
Date of Poll			
Date of counting of votes	22nd October 2009		
	Male	Female	Total
Total no of electors	138729	123245	261974
Total no of voters who voted	77825	64421	142246
Total no of Postal Votes	364		
Total no of valid votes	142501		
Total no of rejected votes	103		
Total no of votes not retrieved from EVM	6		
Total no of tender votes	7		

Name of the candidate	Party	Votes Polled	Percentage
1 Ambekar Bhaskar Rajaram	SHS	53,629	37.63
2 Kureshi Khaled Abdul Gafur	BSP	1,982	1.39
3 Gorantyal kailas Kishanrao	INC	74,400	52.21
4 Khan Feroz Samad	NU	1,079	0.76
5 Narayan Appasaheb chalage	RSP	1,250	0.88
6 Narayan Dagaduji Gajar	SVRP	438	0.31
7 Nikalje Sudhakar Mohanrao	BBM	2,695	1.89
8 Bundele Jitendra Shankarsingh	MNS	2,746	1.93
9 Jadhav Vitthal Panditrao	IND	308	0.22
10 Ziyauddin Ahemad Quadri	IND	253	0.18
11 Thombre Ananda Limbaji	IND	225	0.16
12 Dinkar Shankarrao Ghevande	IND	350	0.25
13 Ramappa Bhauappa Shahapurkar	IND	406	0.28
14 Lahane Vikas Chaganrao	IND	895	0.63
15 Shaikh Haneef Fakir Mohamad	IND	373	0.26
16 Kshirsagar Shankar Sheshrao	IND	1,472	1.03

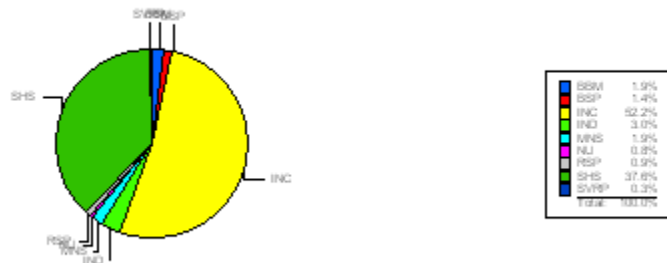
# GENERAL ELECTIONS TO STATE LEGISLATIVE ASSEMBLY 2009

No and name of the Constituency	101 Jalana		
Date of Poll			
Date of counting of votes	22nd October 2009		
Total no of electors	Male	Female	Total
	138729	123245	261974
Total no of voters who voted	77825	64421	142246
Total no of Postal Votes	364		
Total no of valid votes	142501		
Total no of rejected votes	103		
Total no of votes not retrieved from EVM	6		
Total no of tender votes	7		

Total Valid Votes Polled : **142501**

Name of the Winning Candidate **Gorantyal kailas Kishanrao**

Date of Declaration 22nd October 2009



# GENERAL ELECTIONS TO STATE LEGISLATIVE ASSEMBLY 2009

No and name of the Constituency	102 Badnapur (S.C.)		
Date of Poll			
Date of counting of votes	22nd October 2009		
Total no of electors	Male	Female	Total
	128481	116978	245459
Total no of voters who voted	84046	68226	152272
Total no of Postal Votes	51		
Total no of valid votes	152311		
Total no of rejected votes	12		
Total no of votes not retrieved from EVM	0		
Total no of tender votes	1		

Name of the candidate	Party	Votes Polled	Percentage
1 Dolse Vilas Chokhaji	BSP	4,951	3.25
2 Sudamrao Sandu Sadashiv	NCP	37,334	24.51
3 Santosh Vasantlal Sambre	SHS	56,242	36.93
4 Chavan Bramhanand Sakharam	RPI(A)	4,851	3.18
5 Chaudhari Rupkumar (Bablu Nehrual)	MNS	35,908	23.58
6 Parmeshwar Anandrao Garbade	SBP	878	0.58
7 Marotirao Balaji Shinde	PRBP	710	0.47
8 Salve Kachru Madhav	RS	408	0.27
9 Chinnadore Sainath Ramaswami	IND	337	0.22
10 Dabhade Limbaji Keruba	IND	464	0.30
11 Pakhre Shivaji Govindrao	IND	1,622	1.06
12 Bhaskar Ramachandra Kale	IND	1,040	0.68
13 Magre Prakash Pandit	IND	814	0.53
14 Adv. Mohan Dhonduji Tayde	IND	2,010	1.32
15 Sarjerao Baburao Jadhav	IND	3,465	2.27
16 Dnyaneshwar Dagdu Nade	IND	1,277	0.84

# GENERAL ELECTIONS TO STATE LEGISLATIVE ASSEMBLY 2009

No and name of the Constituency	102 Badnapur (S.C.)		
Date of Poll			
Date of counting of votes	22nd October 2009		
Total no of electors	Male	Female	Total
	128481	116978	245459
Total no of voters who voted	84046	68226	152272
Total no of Postal Votes	51		
Total no of valid votes	152311		
Total no of rejected votes	12		
Total no of votes not retrieved from EVM	0		
Total no of tender votes	1		

Total Valid Votes Polled : **152311**

Name of the Winning Candidate **Santosh Vasantlal Sambre**

Date of Declaration 22nd October 2009



# GENERAL ELECTIONS TO STATE LEGISLATIVE ASSEMBLY 2009

No and name of the Constituency	103 Bhokardan		
Date of Poll			
Date of counting of votes	22nd October 2009		
	Male	Female	Total
Total no of electors	121549	108103	229652
Total no of voters who voted	88747	74298	163045
Total no of Postal Votes	96		
Total no of valid votes	163141		
Total no of rejected votes	0		
Total no of votes not retrieved from EVM	0		
Total no of tender votes	0		

	Name of the candidate	Party	Votes Polled	Percentage
1	Chandrakant Pundlikrao Danve	NCP	67,480	41.36
2	Danve Nirmalabai Raosaheb	BJP	65,841	40.36
3	She. Rauf Isub	BSP	1,750	1.07
4	Ambhore Dattu Shiram	SVRP	264	0.16
5	Deshmukh Subhashrao Kisanrao	BBM	350	0.21
6	Adv. Pandit Sahebrao Mahadu	SBP	322	0.20
7	Pungale Sandu Santukrao	MNS	6,001	3.68
8	Lahane Bhagwanrao Nagorao	LB	2,974	1.82
9	Sunil Ginaji Ingle	RPI(D)	466	0.29
10	Ashok Gulab Makhare	IND	480	0.29
11	Kamkar Bhimrao Sonaji	IND	235	0.14
12	Chinchpure Vitthal Dhodiba	IND	608	0.37
13	Jadhav Arun Digambar	IND	3,185	1.95
14	Pagare Ramesh Pandurang	IND	653	0.40
15	Raju Bhagwan Pote	IND	1,369	0.84
16	Shinde Sarjerao Vithoba	IND	11,163	6.84

# GENERAL ELECTIONS TO STATE LEGISLATIVE ASSEMBLY 2009

No and name of the Constituency	103 Bhokardan		
Date of Poll			
Date of counting of votes	22nd October 2009		
Total no of electors	Male	Female	Total
	121549	108103	229652
Total no of voters who voted	88747	74298	163045
Total no of Postal Votes	96		
Total no of valid votes	163141		
Total no of rejected votes	0		
Total no of votes not retrieved from EVM	0		
Total no of tender votes	0		

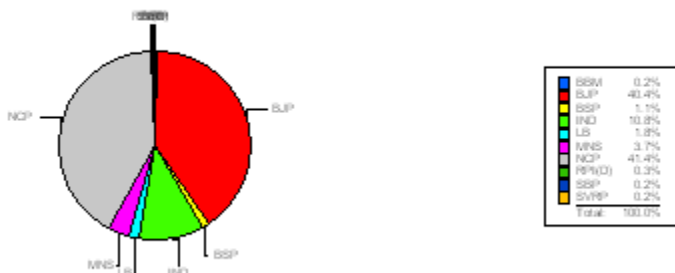
Total Valid Votes Polled : **163141**

Name of the Winning Candidate

**Chandrakant Pundlikrao Danve**

Date of Declaration

22nd October 2009



# GENERAL ELECTIONS TO STATE LEGISLATIVE ASSEMBLY 2009

No and name of the Constituency	104 Sillod		
Date of Poll			
Date of counting of votes	22nd October 2009		
Total no of electors	Male	Female	Total
	132318	118762	251080
Total no of voters who voted	97138	80825	177963
Total no of Postal Votes	450		
Total no of valid votes	178412		
Total no of rejected votes	1		
Total no of votes not retrieved from EVM	0		
Total no of tender votes	1		

Name of the candidate	Party	Votes Polled	Percentage
1 Abdul Sattar Abdul Nabi	INC	98,131	55.00
2 Paradhe Prabhakar Sandhu	BSP	2,739	1.54
3 Bankar Suresh Pandurang	BJP	71,378	40.01
4 Tadavi Alibaba Rasheed	IND	1,086	0.61
5 Dashrath Narayan Suradkar	IND	329	0.18
6 Palshikar Vasant Laxmikant	IND	338	0.19
7 Bankar Kailash Laxman	IND	302	0.17
8 Banekha Noorkhan Pathan	IND	1,107	0.62
9 Sakhale Prakash Shivaji	IND	589	0.33
10 Sonawane Ashok Vitthal	IND	2,413	1.35


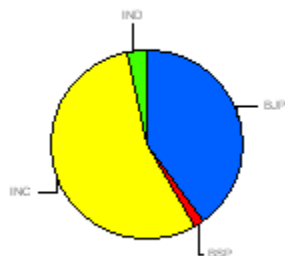
Total Valid Votes Polled : **178412**

Name of the Winning Candidate

**Abdul Sattar Abdul Nabi**

Date of Declaration

22nd October 2009



# GENERAL ELECTIONS TO STATE LEGISLATIVE ASSEMBLY 2009

No and name of the Constituency	105 Kannad		
Date of Poll			
Date of counting of votes	22nd October 2009		
	Male	Female	Total
Total no of electors	134154	123026	257180
Total no of voters who voted	93260	77111	170371
Total no of Postal Votes	543		
Total no of valid votes	170911		
Total no of rejected votes	3		
Total no of votes not retrieved from EVM	0		
Total no of tender votes	5		

Name of the candidate	Party	Votes Polled	Percentage
1 Pawar Namdev Ramrao	SHS	22,619	13.23
2 Bharatsingh Shivsingh Rajput	INC	24,561	14.37
3 Sahajirao Amolkumar Bapurao	BSP	1,617	0.95
4 Ambadas Tukaram bawaskar	PRBP	688	0.40
5 Jadhav Harshavardhan Raibhan	MNS	46,106	26.98
6 Pardeshi Meenabai Sanjaysing	RPI(A)	1,021	0.60
7 Borde Santosh Uttam	ANC	479	0.28
8 Shaikh Gaffar Shaikh Mohamad	PP	803	0.47
9 Annsaheb Panditrao Shinde	IND	19,829	11.60
10 Udaysing Sardarsing Rajput	IND	41,999	24.57
11 Gajanan Ganpatrao Surase	IND	2,304	1.35
12 Jadhav Bharat Laxman	IND	1,954	1.14
13 Bhaurao Megha Chavan	IND	843	0.49
14 Vilas Kiran More	IND	928	0.54
15 Shaikh Idris Ibrahim	IND	818	0.48
16 Shaikh Latif Shaikh Abdul	IND	1,047	0.61
17 Shaikh Yakub Mahemood	IND	2,106	1.23
18 Shejwal Jalandhar	IND	1,189	0.70


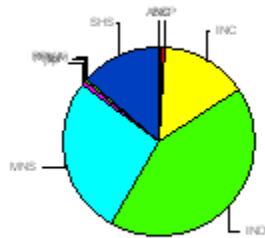
# GENERAL ELECTIONS TO STATE LEGISLATIVE ASSEMBLY 2009

No and name of the Constituency	105 Kannad		
Date of Poll			
Date of counting of votes	22nd October 2009		
Total no of electors	Male	Female	Total
	134154	123026	257180
Total no of voters who voted	93260	77111	170371
Total no of Postal Votes	543		
Total no of valid votes	170911		
Total no of rejected votes	3		
Total no of votes not retrieved from EVM	0		
Total no of tender votes	5		

Total Valid Votes Polled : **170911**

Name of the Winning Candidate **Jadhav Harshavardhan Raibhan**

Date of Declaration 22nd October 2009



# GENERAL ELECTIONS TO STATE LEGISLATIVE ASSEMBLY 2009

No and name of the Constituency	106 Phulambri		
Date of Poll			
Date of counting of votes	22nd October 2009		
Total no of electors	Male	Female	Total
	131928	117610	249538
Total no of voters who voted	90963	74837	165800
Total no of Postal Votes	83		
Total no of valid votes	165868		
Total no of rejected votes	15		
Total no of votes not retrieved from EVM	0		
Total no of tender votes	10		

	Name of the candidate	Party	Votes Polled	Percentage
1	Dr. Kale Kalyan Vaijinathrao	INC	63,236	38.12
2	Bagde haribhau Kisan	BJP	60,649	36.56
3	Mirza Nisar Baig	BSP	4,737	2.86
4	Kuber Dadarao Baliram	SVRP	485	0.29
5	Gaikwad Ramesh Laxman	RPI(D)	1,899	1.14
6	Tandale Santosh Manjaram	SBP	1,496	0.90
7	Dabhade Goutam Trimbak	ANC	282	0.17
8	Bhaskar Jagannath Gadekar	MNS	11,979	7.22
9	Adv. Lahane Asaram Dhupaji	JD(S)	412	0.25
10	Shaikh Tayyab Fakira P.	AIUDF	1,584	0.95
11	Hanif Baig Yusuf Baig Mirza	PP	264	0.16
12	Awsarmal Roshan Kisan	IND	579	0.35
13	Giri Laxman Eknath	IND	634	0.38
14	Bhole Madhukar Shankarrao	IND	656	0.40
15	Vishal Kaduba Pakhare	IND	1,264	0.76
16	Suhas Trimbakrao Shrisath	IND	15,712	9.47

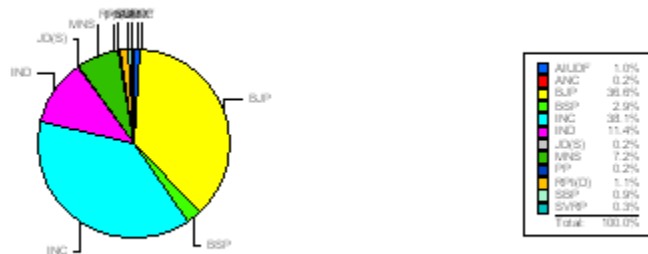
# GENERAL ELECTIONS TO STATE LEGISLATIVE ASSEMBLY 2009

No and name of the Constituency	106 Phulambri		
Date of Poll			
Date of counting of votes	22nd October 2009		
Total no of electors	Male	Female	Total
	131928	117610	249538
Total no of voters who voted	90963	74837	165800
Total no of Postal Votes	83		
Total no of valid votes	165868		
Total no of rejected votes	15		
Total no of votes not retrieved from EVM	0		
Total no of tender votes	10		

Total Valid Votes Polled : **165868**

Name of the Winning Candidate **Dr. Kale Kalyan Vajjinathrao**

Date of Declaration 22nd October 2009



# GENERAL ELECTIONS TO STATE LEGISLATIVE ASSEMBLY 2009

No and name of the Constituency	107 Aurangabad Central		
Date of Poll			
Date of counting of votes	22nd October 2009		
	Male	Female	Total
Total no of electors	131560	118976	250536
Total no of voters who voted	75410	60283	135693
Total no of Postal Votes	248		
Total no of valid votes	135917		
Total no of rejected votes	24		
Total no of votes not retrieved from EVM	0		
Total no of tender votes	0		

	Name of the candidate	Party	Votes Polled	Percentage
1	Chavan Sanghamitra Sanjay	BSP	3,162	2.33
2	Jain Vikas Ratanlal	SHS	33,988	25.01
3	Sayyad Abdul Kadeer Ameer	NCP	41,581	30.59
4	Sayed Ali Salami Meera Salami	CPI	2,363	1.74
5	Arifuddin Nuruddin Siddiqui	AIUDF	472	0.35
6	Ali Vahida Sattar Ali	NNP	279	0.21
7	Aref Kadeen Sirajoddin	ANC	234	0.17
8	Khan Firoz Murtuza	AIMF	205	0.15
9	Gautam Bhagaji Kharat	IND	261	0.19
10	Chetan Janardan Kamble	IND	817	0.60
11	Jaiswal Pradeep Shivnarayan	IND	49,965	36.76
12	Thorat Savitribai Govindrao	IND	659	0.48
13	Nikalje Guddu Harishchandra	IND	1,328	0.98
14	Paithane Dilip Arjun	IND	603	0.44

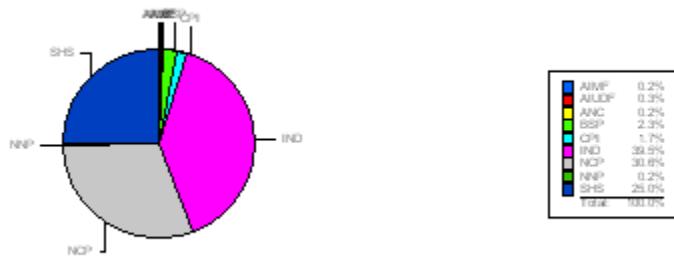
# GENERAL ELECTIONS TO STATE LEGISLATIVE ASSEMBLY 2009

No and name of the Constituency	107 Aurangabad Central		
Date of Poll			
Date of counting of votes	22nd October 2009		
Total no of electors	Male	Female	Total
	131560	118976	250536
Total no of voters who voted	75410	60283	135693
Total no of Postal Votes	248		
Total no of valid votes	135917		
Total no of rejected votes	24		
Total no of votes not retrieved from EVM	0		
Total no of tender votes	0		

Total Valid Votes Polled : **135917**

Name of the Winning Candidate **JAIHWAL PRADEEP SHIVNARAYAN**

Date of Declaration 22nd October 2009



# GENERAL ELECTIONS TO STATE LEGISLATIVE ASSEMBLY 2009

No and name of the Constituency	108 Aurangabad West SC		
Date of Poll			
Date of counting of votes	22nd October 2009		
Total no of electors	Male	Female	Total
	127622	111125	238747
Total no of voters who voted	67467	52278	119745
Total no of Postal Votes	105		
Total no of valid votes	119833		
Total no of rejected votes	17		
Total no of votes not retrieved from EVM	0		
Total no of tender votes	0		

	Name of the candidate	Party	Votes Polled	Percentage
1	Parkhe Chandrabhan Banduji	INC	43,797	36.55
2	Rajkaundal Jaya Balu	BSP	2,009	1.68
3	Shirsat Sanjay Pandurang	SHS	58,008	48.41
4	Amit Sudhakar Bhuigal	BBM	3,791	3.16
5	Jadhav Pushpa Shantilal	ANC	217	0.18
6	Dilip Sudam Sutar	ABS	1,421	1.19
7	Pandurang Wamanrao Narwade	PRBP	164	0.14
8	Prashant Pritamkumar Shegaonkar	RPI(A)	2,791	2.33
9	Ishwar Pedgaonkar	IND	301	0.25
10	Kailas Asaram Bakhare	IND	3,269	2.73
11	Chetan Janardhan Kamble	IND	301	0.25
12	Taterao Laxman Sasane	IND	171	0.14
13	Tribhuvan Harishchandra Kondiram	IND	168	0.14
14	Naser Khan	IND	385	0.32
15	Pathare Vilas Suresh	IND	332	0.28
16	Bankar Milind	IND	901	0.75
17	Mahapure Dashrath Tukaram	IND	779	0.65
18	Vijay Haridas Hirwale	IND	241	0.20
19	Sonawane Ashok Vitthal	IND	787	0.66

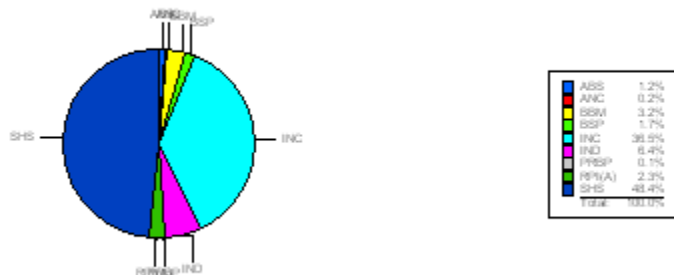
# GENERAL ELECTIONS TO STATE LEGISLATIVE ASSEMBLY 2009

No and name of the Constituency	108 Aurangabad West SC		
Date of Poll			
Date of counting of votes	22nd October 2009		
Total no of electors	Male	Female	Total
	127622	111125	238747
Total no of voters who voted	67467	52278	119745
Total no of Postal Votes	105		
Total no of valid votes	119833		
Total no of rejected votes	17		
Total no of votes not retrieved from EVM	0		
Total no of tender votes	0		

Total Valid Votes Polled : **119833**

Name of the Winning Candidate **Shirsat Sanjay Pandurang**

Date of Declaration 22nd October 2009



# GENERAL ELECTIONS TO STATE LEGISLATIVE ASSEMBLY 2009

No and name of the Constituency	109 Aurangabad (East)		
Date of Poll			
Date of counting of votes	22nd October 2009		
Total no of electors	Male	Female	Total
	127138	109618	236756
Total no of voters who voted	70208	54699	124907
Total no of Postal Votes	133		
Total no of valid votes	125020		
Total no of rejected votes	20		
Total no of votes not retrieved from EVM	0		
Total no of tender votes	7		

Name of the candidate	Party	Votes Polled	Percentage
1 Karad Dr. Bhagawat Kisanrao	BJP	32,965	26.37
2 Thombre Balu Nathaji	BSP	1,701	1.36
3 Darda Rajendra Jawaharlal	INC	48,190	38.55
4 Ikramuddin Muniroddin Sayyed	PP	412	0.33
5 Kamble Maruti Dashrath	PRBP	180	0.14
6 Dandge Nanasaheb Damodar	RPI(D)	232	0.19
7 Nasir Mohammad Nahid	SP	292	0.23
8 Prof. Parashuram Chandrabhan Vakhure	MNS	2,256	1.80
9 Yusuf Khan Patel rumkhan	NU	149	0.12
10 Shekh Mohd. Naseem Shaikh Kasim	NNP	139	0.11
11 Shekh Saleem Patel Wahegaonkar	IUML	223	0.18
12 Sayyed Moiuddin Sayyed Saifuddin Inamda	ANC	224	0.18
13 Atul Anandrao Dole	IND	224	0.18
14 Kashinath Kokate	IND	4,858	3.89
15 Gaikwad Bhimrao Nagoji	IND	251	0.20
16 Gite Ashok Govardhan	IND	572	0.46
17 Mo. Javed Mo. Ishaq	IND	12,571	10.06
18 Jambad Subhash Manakchand	IND	17,276	13.82
19 Dinkar Yashwant Omkar	IND	612	0.49
20 Dilbarakhan Abbaskhan	IND	218	0.17
21 Pakhre Kailas Maganrao	IND	106	0.08
22 Patil Sandeep Santoshrao	IND	193	0.15
23 Mohd. Kismatwala	IND	166	0.13
24 Mohd. Mubinoaddin Mohd. Kadiroddin Siddiqui	IND	179	0.14

# GENERAL ELECTIONS TO STATE LEGISLATIVE ASSEMBLY 2009

No and name of the Constituency	109 Aurangabad (East)		
Date of Poll			
Date of counting of votes	22nd October 2009		
Total no of electors	Male	Female	Total
	127138	109618	236756
Total no of voters who voted	70208	54699	124907
Total no of Postal Votes	133		
Total no of valid votes	125020		
Total no of rejected votes	20		
Total no of votes not retrieved from EVM	0		
Total no of tender votes	7		
25 Mirza Kaisar Baig Mirza Aziz Baig			IND 101 0.08
26 Rajesh Uttamrao Navkar			IND 131 0.10
27 Shaikh Usman Shaikh Muneer			IND 162 0.13
28 SahebKhan Pathan Aziz Khan			IND 437 0.35


Total Valid Votes Polled : **125020**

Name of the Winning Candidate

**Darda Rajendra Jawaharlal**

Date of Declaration

22nd October 2009



# GENERAL ELECTIONS TO STATE LEGISLATIVE ASSEMBLY 2009

No and name of the Constituency	110 Paithan		
Date of Poll			
Date of counting of votes	22nd October 2009		
	Male	Female	Total
Total no of electors	122238	107959	230197
Total no of voters who voted	88121	70653	158774
Total no of Postal Votes	255		
Total no of valid votes	159028		
Total no of rejected votes	1		
Total no of votes not retrieved from EVM	0		
Total no of tender votes	9		

	Name of the candidate	Party	Votes Polled	Percentage
1	Bhumre Sandipanrao Aasaram	SHS	50,517	31.77
2	Shaikh Jamadar Shaikh Sardar	BSP	1,493	0.94
3	Sanjay Waghchaure	NCP	64,179	40.36
4	Gazi Allauddin Bashiroddin	ANC	1,778	1.12
5	Tawar Kailas Bhausahab	SBP	1,035	0.65
6	Pralhad Dhondiba Rathod	RSP	7,925	4.98
7	Mudgal Punjaram Kaduba	RPI(D)	946	0.59
8	Sunil Shivaji Shinde	MNS	24,778	15.58
9	Kolge Vishnu Pandharinath	IND	711	0.45
10	Gorakhnath Bhaurao Tambe	IND	1,571	0.99
11	Pathan Anwarkha Yunuskha	IND	1,659	1.04
12	Pawar Lahu Kashinath	IND	2,436	1.53

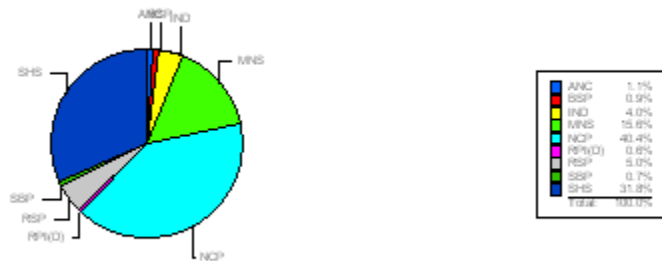
# GENERAL ELECTIONS TO STATE LEGISLATIVE ASSEMBLY 2009

No and name of the Constituency	110 Paithan		
Date of Poll			
Date of counting of votes	22nd October 2009		
Total no of electors	Male	Female	Total
	122238	107959	230197
Total no of voters who voted	88121	70653	158774
Total no of Postal Votes	255		
Total no of valid votes	159028		
Total no of rejected votes	1		
Total no of votes not retrieved from EVM	0		
Total no of tender votes	9		

Total Valid Votes Polled : **159028**

Name of the Winning Candidate **Sanjay Waghchaure**

Date of Declaration 22nd October 2009



# GENERAL ELECTIONS TO STATE LEGISLATIVE ASSEMBLY 2009

No and name of the Constituency	111 Gangapur		
Date of Poll			
Date of counting of votes	22nd October 2009		
	Male	Female	Total
Total no of electors	126100	115046	241146
Total no of voters who voted	82660	65768	148428
Total no of Postal Votes	254		
Total no of valid votes	148548		
Total no of rejected votes	134		
Total no of votes not retrieved from EVM	0		
Total no of tender votes	0		

Name of the candidate	Party	Votes Polled	Percentage
1 Annasaheb Mane Patil	SHS	29,568	19.90
2 Mane Kundlik Pandurang	NCP	17,327	11.66
3 Sayyad Ali Sayyad Munir	BSP	1,078	0.73
4 Ambadas Tulshiram Jadhav	BBM	879	0.59
5 Kailas Bhairunath Patil	SP	4,426	2.98
6 Devidas Tayaram Narwade	PRBP	530	0.36
7 Banker Dilip Bhausahab	MNS	7,012	4.72
8 Akbar Baig Hassan Baig	IND	2,482	1.67
9 Ankush Shrimant Ghatkal	IND	722	0.49
10 Kalim Shah Akbar Shah	IND	427	0.29
11 Jadhav Vishnu Suryabhan	IND	397	0.27
12 Thorat Prakash Kisanrao	IND	1,644	1.11
13 Patil Krishna Dongaonkar	IND	23,786	16.01
14 Pratapsing Chotiram Kankarval	IND	1,405	0.95
15 Prashant Bansilal Bamb	IND	53,067	35.72
16 Bhikchand (Avinash) Suryabhan Gaikwad	IND	1,968	1.32
17 Mirza Faruq Baig Khwaja Baig	IND	935	0.63
18 Sayyad Gulam Nabi Sy. Gafur	IND	497	0.33
19 Sangle Laxman (Bhau)	IND	398	0.27

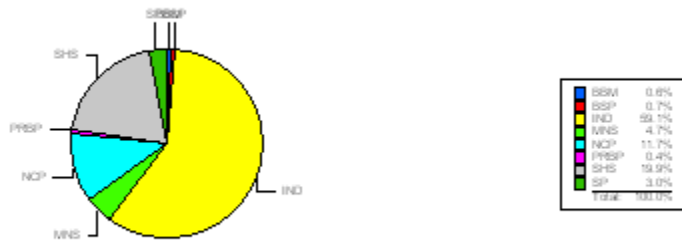
# GENERAL ELECTIONS TO STATE LEGISLATIVE ASSEMBLY 2009

No and name of the Constituency	111 Gangapur		
Date of Poll			
Date of counting of votes	22nd October 2009		
Total no of electors	Male	Female	Total
	126100	115046	241146
Total no of voters who voted	82660	65768	148428
Total no of Postal Votes	254		
Total no of valid votes	148548		
Total no of rejected votes	134		
Total no of votes not retrieved from EVM	0		
Total no of tender votes	0		

Total Valid Votes Polled : **148548**

Name of the Winning Candidate **Prashant Bansilal Bamb**

Date of Declaration 22nd October 2009



# GENERAL ELECTIONS TO STATE LEGISLATIVE ASSEMBLY 2009

No and name of the Constituency	112 Vaijapur		
Date of Poll			
Date of counting of votes	22nd October 2009		
Total no of electors	Male	Female	Total
	127980	117869	245849
Total no of voters who voted	92155	75905	168060
Total no of Postal Votes	515		
Total no of valid votes	168539		
Total no of rejected votes	36		
Total no of votes not retrieved from EVM	0		
Total no of tender votes	4		

Name of the candidate	Party	Votes Polled	Percentage
1 Dr. Dineshbhau Paradeshi	INC	39,557	23.47
2 Pagare Prabhakar Thakarji	BSP	3,908	2.32
3 R. M. Vani	SHS	51,379	30.48
4 Tribhuvan Sanjay Dada	RPI(A)	1,029	0.61
5 Navanath Namdev Adav	PRBP	631	0.37
6 Sadafule Prashant Dadasaheb	MNS	2,908	1.73
7 Ansar Gulab Mansuri	IND	672	0.40
8 Kolse Sharadkumar Fakira	IND	532	0.32
9 Nipte Keshav Bhavrao	IND	521	0.31
10 Patil Aaba Kailashrao Ramrao	IND	14,708	8.73
11 Patil Bhausahab Ramrao	IND	50,154	29.76
12 Sunil Asaran Gholap	IND	2,540	1.51

# GENERAL ELECTIONS TO STATE LEGISLATIVE ASSEMBLY 2009

No and name of the Constituency	112 Vaijapur		
Date of Poll			
Date of counting of votes	22nd October 2009		
Total no of electors	Male	Female	Total
	127980	117869	245849
Total no of voters who voted	92155	75905	168060
Total no of Postal Votes	515		
Total no of valid votes	168539		
Total no of rejected votes	36		
Total no of votes not retrieved from EVM	0		
Total no of tender votes	4		

Total Valid Votes Polled : **168539**

Name of the Winning Candidate **R. M. Vani**

Date of Declaration 22nd October 2009



# GENERAL ELECTIONS TO STATE LEGISLATIVE ASSEMBLY 2009

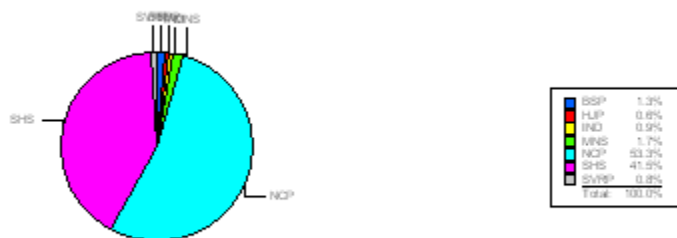
No and name of the Constituency	113 Nandgaon		
Date of Poll			
Date of counting of votes	22nd October 2009		
Total no of electors	Male	Female	Total
	145522	137651	283173
Total no of voters who voted	97117	83101	180218
Total no of Postal Votes	434		
Total no of valid votes	180564		
Total no of rejected votes	88		
Total no of votes not retrieved from EVM	0		
Total no of tender votes	14		

Name of the candidate	Party	Votes Polled	Percentage
1 Gayakwad Suraj Bhimrao	BSP	2,269	1.26
2 Pawar Sanjay Sayaji	SHS	74,923	41.49
3 Pankaj Chhagan Bhujbal	NCP	96,292	53.33
4 Amrale Gorakh Ragho	SVRP	1,423	0.79
5 Pankaj Ramchandra Khatal	MNS	3,003	1.66
6 Shewale Sandip Jibhau	HJP	1,084	0.60
7 Sachin Bhaskarrao More	IND	1,570	0.87

Total Valid Votes Polled : **180564**

Name of the Winning Candidate **Pankaj Chhagan Bhujbal**

Date of Declaration 22nd October 2009



# GENERAL ELECTIONS TO STATE LEGISLATIVE ASSEMBLY 2009

No and name of the Constituency	114 Malegaon Central		
Date of Poll			
Date of counting of votes	22nd October 2009		
Total no of electors	Male	Female	Total
	124100	117015	241115
Total no of voters who voted	80331	70757	151088
Total no of Postal Votes	192		
Total no of valid votes	151269		
Total no of rejected votes	10		
Total no of votes not retrieved from EVM	1		
Total no of tender votes	42		

Name of the candidate	Party	Votes Polled	Percentage
1 Asharaf Ali nabi Sarvar Kureshi	BSP	897	0.59
2 Jalil Ahmad Mo. Hanif Ansari	BJP	795	0.53
3 Shaikh Rasheed Haji Shaikh Shafi	INC	53,238	35.19
4 Nihal Ahamad Maulvi Mohammad Usman	JD(S)	23,237	15.36
5 Mufti Mohammad Ismail A. Khaliq	JSS	71,157	47.04
6 MO. Ismail Junman	IND	1,034	0.68
7 Merajbi Hussain Khand	IND	266	0.18
8 A. Wadud A Hai Ashrafi	IND	645	0.43

Total Valid Votes Polled : **151269**

Name of the Winning Candidate **Mufti Mohammad Ismail A. Khaliq**

Date of Declaration **22nd October 2009**



# GENERAL ELECTIONS TO STATE LEGISLATIVE ASSEMBLY 2009

No and name of the Constituency	115 Malegaon Outer		
Date of Poll			
Date of counting of votes	22nd October 2009		
	Male	Female	Total
Total no of electors	153317	140442	293759
Total no of voters who voted	97222	82871	180093
Total no of Postal Votes	272		
Total no of valid votes	180363		
Total no of rejected votes	2		
Total no of votes not retrieved from EVM	0		
Total no of tender votes	14		

	Name of the candidate	Party	Votes Polled	Percentage
1	Bhuse Dadaji Dagadu	SHS	95,137	52.75
2	More Rajesh Mangu	BSP	1,871	1.04
3	Hiray Prashant Vyanktrao	NCP	65,073	36.08
4	Ad. Deore Chandrashekhar Shivaji	SP	797	0.44
5	Nikam Suresh Ramrao	MNS	3,769	2.09
6	Sapkal Madan Punjaram	SVRP	583	0.32
7	Arif Ah. Shaikh Jafar	IND	334	0.19
8	Ujwal (Balasaheb) Raghunath Bagul	IND	4,132	2.29
9	Iqbal Ali A. Rajjak	IND	250	0.14
10	Karbhari Chindha Shewale	IND	166	0.09
11	Jeevan Madhav Garud	IND	406	0.23
12	Tribhuvan Jibhau Dashrath	IND	340	0.19
13	Dada Dashrath Bhuse	IND	922	0.51
14	R. D. Deshmukh	IND	729	0.40
15	Bachhav Manohar Bhikaji	IND	643	0.36
16	Yavar Ali Sharaf Ali	IND	2,019	1.12
17	Vaishali Dnyaneshwar More	IND	1,615	0.90
18	Sharad Vitthal Deore	IND	368	0.20
19	Sonawane Vitthal Shamji	IND	1,209	0.67

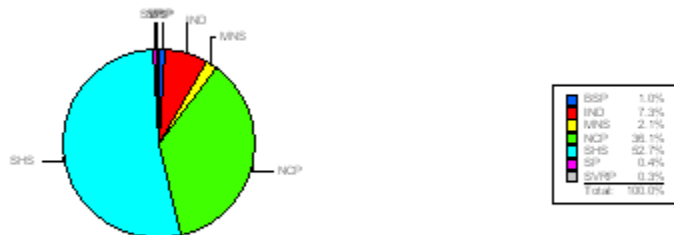
# GENERAL ELECTIONS TO STATE LEGISLATIVE ASSEMBLY 2009

No and name of the Constituency	115 Malegaon Outer		
Date of Poll			
Date of counting of votes	22nd October 2009		
Total no of electors	Male	Female	Total
	153317	140442	293759
Total no of voters who voted	97222	82871	180093
Total no of Postal Votes	272		
Total no of valid votes	180363		
Total no of rejected votes	2		
Total no of votes not retrieved from EVM	0		
Total no of tender votes	14		

Total Valid Votes Polled : **180363**

Name of the Winning Candidate **Bhuse Dadaji Dagadu**

Date of Declaration 22nd October 2009



# GENERAL ELECTIONS TO STATE LEGISLATIVE ASSEMBLY 2009


No and name of the Constituency	116 Baglan ST		
Date of Poll			
Date of counting of votes	22nd October 2009		
Total no of electors	Male	Female	Total
	122332	114056	236388
Total no of voters who voted	69338	51871	121209
Total no of Postal Votes	229		
Total no of valid votes	121386		
Total no of rejected votes	52		
Total no of votes not retrieved from EVM	0		
Total no of tender votes	4		

Name of the candidate	Party	Votes Polled	Percentage
1 Umaji Manglu Borse	BJP	55,022	45.33
2 Gaikwad Narayan Ananda	BSP	1,328	1.09
3 Sonawane Somnath Ravan	INC	9,245	7.62
4 Annasaheb Dasharath Bagul	IND	1,061	0.87
5 Chavan Sanjay Kantilal	IND	52,460	43.22
6 Navare Bakaru Bhaurao	IND	2,270	1.87

Total Valid Votes Polled : **121386**

Name of the Winning Candidate **Umaji Manglu Borse**

Date of Declaration 22nd October 2009



# GENERAL ELECTIONS TO STATE LEGISLATIVE ASSEMBLY 2009

No and name of the Constituency	117 Kalwan (ST)		
Date of Poll			
Date of counting of votes	22nd October 2009		
Total no of electors	Male	Female	Total
	107694	102674	210368
Total no of voters who voted	78667	68015	146682
Total no of Postal Votes	379		
Total no of valid votes	147027		
Total no of rejected votes	34		
Total no of votes not retrieved from EVM	0		
Total no of tender votes	2		

Name of the candidate	Party	Votes Polled	Percentage
1 Arjun Tulshiram (A.T.) Pawar	NCP	74,388	50.59
2 Ambekar Dadaji Mhalu	BSP	1,335	0.91
3 Gavit Jiva Pandu	CPM	58,135	39.54
4 Dhoom Yadav Pandu	SHS	10,628	7.23
5 Pawar Haribhau Kalu	IND	2,541	1.73


Total Valid Votes Polled : **147027**

Name of the Winning Candidate

**Arjun Tulshiram (A.T.) Pawar**

Date of Declaration

22nd October 2009



# GENERAL ELECTIONS TO STATE LEGISLATIVE ASSEMBLY 2009

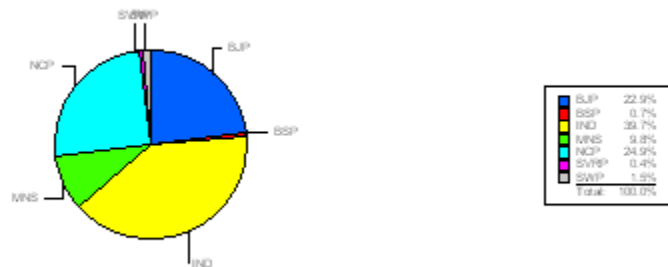
No and name of the Constituency	118 Chandwad		
Date of Poll			
Date of counting of votes	22nd October 2009		
Total no of electors	Male	Female	Total
	122768	114098	236866
Total no of voters who voted	86847	70940	157787
Total no of Postal Votes	351		
Total no of valid votes	158083		
Total no of rejected votes	48		
Total no of votes not retrieved from EVM	7		
Total no of tender votes	2		

Name of the candidate	Party	Votes Polled	Percentage
1 Aher Arun Dadaji	BJP	36,261	22.94
2 Bhetewal Uttam Parsuram	BSP	1,179	0.75
3 Bhalerao Uttam (Baba) Ganpat	NCP	39,345	24.89
4 Chandrakant Chintaman Ubale	SVRP	710	0.45
5 Jadhav Shashikant Haribhau	MNS	15,448	9.77
6 Rakibe Arvind Damodhar	SWP	2,348	1.49
7 Arun Kisan Yeshwante	IND	1,007	0.64
8 Dr. Dattatraya Madhavrao Kotwal	IND	1,634	1.03
9 Kotwal Shirishkumar Vasantryao	IND	57,655	36.47
10 Laxmibai Narayan Shewale	IND	2,496	1.58

Total Valid Votes Polled : **158083**

Name of the Winning Candidate **Kotwal Shirishkumar Vasantryao**

Date of Declaration 22nd October 2009



# GENERAL ELECTIONS TO STATE LEGISLATIVE ASSEMBLY 2009


No and name of the Constituency	119 Yeola		
Date of Poll			
Date of counting of votes	22nd October 2009		
Total no of electors	Male	Female	Total
	132851	124008	256859
Total no of voters who voted	93339	74749	168088
Total no of Postal Votes	528		
Total no of valid votes	168546		
Total no of rejected votes	70		
Total no of votes not retrieved from EVM	0		
Total no of tender votes	2		

Name of the candidate	Party	Votes Polled	Percentage
1 Ahire Paulas Karbhari	BSP	1,984	1.18
2 Chhagan Bhujbal	NCP	106,416	63.14
3 Adv. Shinde Patil Manikrao Madhavrao	SHS	56,236	33.37
4 Dhiwar Dinkar Sitaram	RPI(A)	1,538	0.91
5 Aswale Chahabai Laxman	IND	731	0.43
6 Ghoderao Sandip Vishwanath	IND	1,641	0.97

Total Valid Votes Polled : **168546**

Name of the Winning Candidate **Chhagan Bhujbal**

Date of Declaration **22nd October 2009**



# GENERAL ELECTIONS TO STATE LEGISLATIVE ASSEMBLY 2009

No and name of the Constituency	120 Sinnar		
Date of Poll			
Date of counting of votes	22nd October 2009		
	Male	Female	Total
Total no of electors	127786	116261	244047
Total no of voters who voted	86467	69177	155644
Total no of Postal Votes	453		
Total no of valid votes	155939		
Total no of rejected votes	158		
Total no of votes not retrieved from EVM	0		
Total no of tender votes	8		

Name of the candidate	Party	Votes Polled	Percentage
1 Kokate Manikrao Shivaji	INC	75,630	48.50
2 Barke Gopal Chindhu	BSP	1,438	0.92
3 Waje Prakash Shankarrao	SHS	72,800	46.68
4 Avhad Mahesh Zunjar	SVRP	1,494	0.96
5 Chandrakant Amrut Joshi	RS	397	0.25
6 Katore Macchindra Eknath	IND	391	0.25
7 Gawari Asha Genu	IND	289	0.19
8 Gangurde Kiran Somnath	IND	376	0.24
9 Pangarkar Arun Ramchandra	IND	631	0.40
10 Bhalerao Kashinath Rambhau	IND	625	0.40
11 Dnyaneshwar Bahiru Bhosale	IND	1,868	1.20

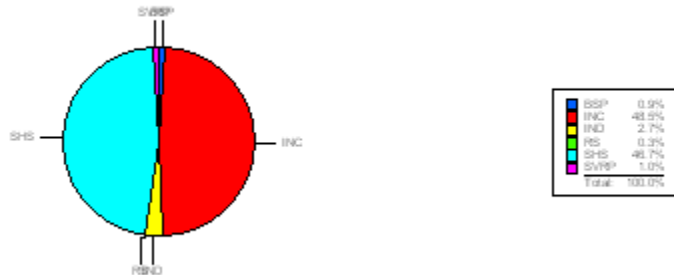
# GENERAL ELECTIONS TO STATE LEGISLATIVE ASSEMBLY 2009

No and name of the Constituency	120 Sinnar		
Date of Poll			
Date of counting of votes	22nd October 2009		
Total no of electors	Male	Female	Total
	127786	116261	244047
Total no of voters who voted	86467	69177	155644
Total no of Postal Votes	453		
Total no of valid votes	155939		
Total no of rejected votes	158		
Total no of votes not retrieved from EVM	0		
Total no of tender votes	8		

Total Valid Votes Polled : **155939**

Name of the Winning Candidate **Kokate Manikrao Shivaji**

Date of Declaration 22nd October 2009



# GENERAL ELECTIONS TO STATE LEGISLATIVE ASSEMBLY 2009

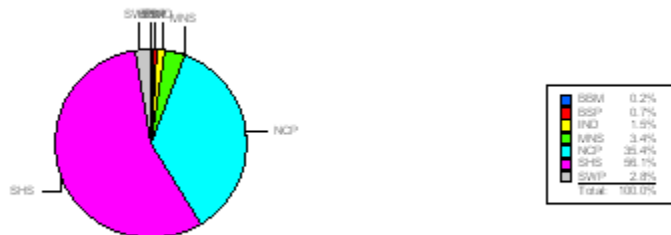
No and name of the Constituency	121 Niphad		
Date of Poll			
Date of counting of votes	22nd October 2009		
Total no of electors	Male	Female	Total
	119853	110452	230305
Total no of voters who voted	87388	73034	160422
Total no of Postal Votes	322		
Total no of valid votes	160669		
Total no of rejected votes	75		
Total no of votes not retrieved from EVM	0		
Total no of tender votes	13		

Name of the candidate	Party	Votes Polled	Percentage
1 Kadam Anil Sahebrao	SHS	90,065	56.06
2 Bankar diliprao Shankarrao	NCP	56,920	35.43
3 Lokhande Pandit Bhimrao	BSP	1,049	0.65
4 Kadam Yatin Raosaheb	MNS	5,457	3.40
5 Dokhale Rajendra Sadashiv	SWP	4,531	2.82
6 Pagare Pandurang Murlidhar	BBM	303	0.19
7 Wagh Nandkumar Shivaji	IND	817	0.51
8 Viste Kedu Tauji	IND	1,527	0.95

Total Valid Votes Polled : **160669**

Name of the Winning Candidate **Kadam Anil Sahebrao**

Date of Declaration 22nd October 2009



# GENERAL ELECTIONS TO STATE LEGISLATIVE ASSEMBLY 2009

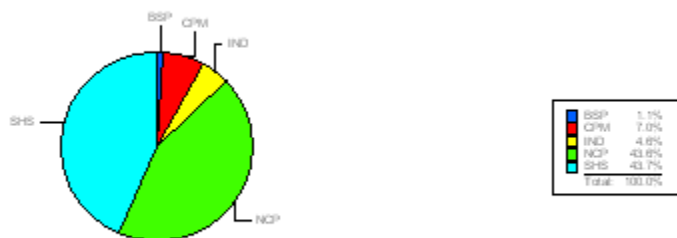
No and name of the Constituency	122 Dindori ST		
Date of Poll			
Date of counting of votes	22nd October 2009		
Total no of electors	Male	Female	Total
	124817	117799	242616
Total no of voters who voted	86237	70624	156861
Total no of Postal Votes	106		
Total no of valid votes	156919		
Total no of rejected votes	33		
Total no of votes not retrieved from EVM	15		
Total no of tender votes	2		

Name of the candidate	Party	Votes Polled	Percentage
1 Karate Vishnu Kashinath	BSP	1,706	1.09
2 Gangode Madhukar Dagu	CPM	11,022	7.02
3 Zirwal Narhari Sitaram	NCP	68,420	43.60
4 Mahale Dhanraj Haribhau	SHS	68,569	43.70
5 Tople Mahesh Govardhan	IND	2,184	1.39
6 Nathe Suresh Vithoba	IND	1,333	0.85
7 Hadal Ramesh Shivram	IND	3,685	2.35

Total Valid Votes Polled : **156919**

Name of the Winning Candidate **Mahale Dhanraj Haribhau**

Date of Declaration 22nd October 2009



# GENERAL ELECTIONS TO STATE LEGISLATIVE ASSEMBLY 2009

No and name of the Constituency	123 Nashik East		
Date of Poll			
Date of counting of votes	22nd October 2009		
Total no of electors	Male	Female	Total
	151487	135821	287308
Total no of voters who voted	78158	61018	139176
Total no of Postal Votes	265		
Total no of valid votes	139372		
Total no of rejected votes	62		
Total no of votes not retrieved from EVM	7		
Total no of tender votes	36		

Name of the candidate	Party	Votes Polled	Percentage
1 Johare Eknath Gajmal	BSP	2,023	1.45
2 Pangavhane Rajaram Dinkarrao	INC	20,182	14.48
3 Sanap Balasaheb Mahadu	BJP	29,189	20.94
4 Unhavane Ganesh Sukhdeo	RPI(A)	4,609	3.31
5 Chavhan Kailas Madhukar	IJP	310	0.22
6 Adv. Dhikale Uttamrao Nathuji	MNS	47,924	34.39
7 Bodake Kashinath Sadashiv	BBM	361	0.26
8 Adhav Dinkar Gotiram	IND	8,833	6.34
9 Avhad Mahesh Zunjar	IND	640	0.46
10 Gaikwad Rajendra Damodar	IND	337	0.24
11 Ghiya Subhash Babulal	IND	5,728	4.11
12 Jadhav Santosh Sudam	IND	275	0.20
13 Telore Kailas Nivrutti	IND	817	0.59
14 Pingle Devidas Anandrao	IND	14,263	10.23
15 Satish Ashokrao Nikam	IND	3,881	2.78

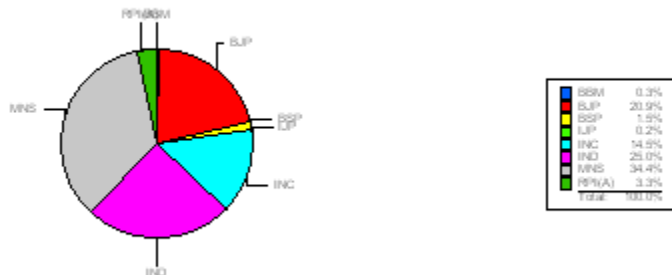
# GENERAL ELECTIONS TO STATE LEGISLATIVE ASSEMBLY 2009

No and name of the Constituency	123 Nashik East		
Date of Poll			
Date of counting of votes	22nd October 2009		
Total no of electors	Male	Female	Total
	151487	135821	287308
Total no of voters who voted	78158	61018	139176
Total no of Postal Votes	265		
Total no of valid votes	139372		
Total no of rejected votes	62		
Total no of votes not retrieved from EVM	7		
Total no of tender votes	36		

Total Valid Votes Polled : **139372**

Name of the Winning Candidate **Adv. Dhikale Uttamrao Nathuji**

Date of Declaration 22nd October 2009



# GENERAL ELECTIONS TO STATE LEGISLATIVE ASSEMBLY 2009

No and name of the Constituency	124 Nashik Central		
Date of Poll			
Date of counting of votes	22nd October 2009		
Total no of electors	Male	Female	Total
	150326	137533	287859
Total no of voters who voted	74417	59375	133792
Total no of Postal Votes	134		
Total no of valid votes	133911		
Total no of rejected votes	15		
Total no of votes not retrieved from EVM	0		
Total no of tender votes	26		

Name of the candidate	Party	Votes Polled	Percentage
1 Kokani Akhtar Gafur	BSP	1,538	1.15
2 Dr. Bachchhav Shobha Dinesh	INC	30,998	23.15
3 Bagul Sunil Kisan	SHS	24,784	18.51
4 Gite Vasanttrao Nivrutti	MNS	62,167	46.42
5 Jadhav Bhimrao Abaji	BBM	591	0.44
6 Shekh Yunus Abdul	NNP	153	0.11
7 Sapkale Dipmala Pundlik	HJP	169	0.13
8 Saiyyad Mushir Munirodin	SP	9,206	6.87
9 Ghoderao Prashant Ashokrao	IND	277	0.21
10 Jagtap Milind Ashok	IND	416	0.31
11 Jafar Iqbal Bagwan	IND	230	0.17
12 Ramnath Radhuji Kadbhane	IND	214	0.16
13 Shafik Harun Chaudhari	IND	3,168	2.37

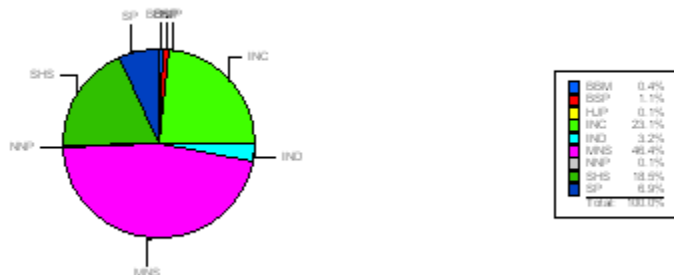
# GENERAL ELECTIONS TO STATE LEGISLATIVE ASSEMBLY 2009

No and name of the Constituency	124 Nashik Central		
Date of Poll			
Date of counting of votes	22nd October 2009		
Total no of electors	Male	Female	Total
	150326	137533	287859
Total no of voters who voted	74417	59375	133792
Total no of Postal Votes	134		
Total no of valid votes	133911		
Total no of rejected votes	15		
Total no of votes not retrieved from EVM	0		
Total no of tender votes	26		

Total Valid Votes Polled : **133911**

Name of the Winning Candidate **Gite Vasantao Nivrutti**

Date of Declaration 22nd October 2009



# GENERAL ELECTIONS TO STATE LEGISLATIVE ASSEMBLY 2009

No and name of the Constituency	125 Nashik West		
Date of Poll			
Date of counting of votes	22nd October 2009		
Total no of electors	Male	Female	Total
	167961	135484	303445
Total no of voters who voted	87250	63516	150766
Total no of Postal Votes	160		
Total no of valid votes	150889		
Total no of rejected votes	37		
Total no of votes not retrieved from EVM	0		
Total no of tender votes	30		

	Name of the candidate	Party	Votes Polled	Percentage
1	Aher Rahul Daulatrao	BJP	14,206	9.41
2	Karad Dhondiram Limbaji	CPM	18,812	12.47
3	Nana Mahale	NCP	28,117	18.63
4	Shirsath Dinkar Gokul	BSP	1,318	0.87
5	Bhosle Nitin Keshavrao	MNS	52,855	35.03
6	Ahire Dharmendra Sitaram	IND	238	0.16
7	Khode Ashok Trymbak	IND	165	0.11
8	Dadasaheb Taterao Patekar	IND	120	0.08
9	Nigal Devidas Tryambak	IND	239	0.16
10	Patil Dashrath Dharmaji	IND	19,734	13.08
11	Pande Vinayak Kishore	IND	296	0.20
12	Dr. Pradeep Mothabhau Bhamare	IND	203	0.13
13	Bhadgujar Sudhakar (Bhau) Bhika	IND	8,328	5.52
14	Dr. Bhausahab Sajjanrao Kale	IND	233	0.15
15	Londhe Prakash Mogal	IND	4,926	3.26
16	Adv. Vilas Dhondiram Deshmane	IND	467	0.31
17	Harikrishna Narhari Kulkarni	IND	632	0.42

# GENERAL ELECTIONS TO STATE LEGISLATIVE ASSEMBLY 2009

No and name of the Constituency	125 Nashik West		
Date of Poll			
Date of counting of votes	22nd October 2009		
Total no of electors	Male	Female	Total
	167961	135484	303445
Total no of voters who voted	87250	63516	150766
Total no of Postal Votes	160		
Total no of valid votes	150889		
Total no of rejected votes	37		
Total no of votes not retrieved from EVM	0		
Total no of tender votes	30		

Total Valid Votes Polled : **150889**

Name of the Winning Candidate **Bhosle Nitin Keshavrao**

Date of Declaration 22nd October 2009



■	BJP	9.4%
■	BSP	0.9%
■	CPM	12.9%
■	IND	23.8%
■	MNS	35.0%
■	NCP	18.0%
Total		100.0%

# GENERAL ELECTIONS TO STATE LEGISLATIVE ASSEMBLY 2009

No and name of the Constituency	126 Deolali (S.C.)		
Date of Poll			
Date of counting of votes	22nd October 2009		
Total no of electors	Male	Female	Total
	116124	105731	221855
Total no of voters who voted	67945	50202	118147
Total no of Postal Votes	16		
Total no of valid votes	118159		
Total no of rejected votes	4		
Total no of votes not retrieved from EVM	0		
Total no of tender votes	6		

Name of the candidate	Party	Votes Polled	Percentage
1 Gholap Baban Shankar	SHS	45,761	38.73
2 Nansaheb Sampatrao Sonawane	NCP	35,641	30.16
3 Rokade Manojkumar Nana	BSP	1,512	1.28
4 Gaikwad Anant Sakharam	IJP	309	0.26
5 Dr. Jadhav Sanjay Damu	BBM	5,511	4.66
6 Vairagar Raju Laxman	MNS	22,783	19.28
7 Sunil Sampat Kambale	RPI(A)	2,248	1.90
8 Khobragade Ramachandra Kisan	IND	324	0.27
9 Pravinchandra Dattaram Dethe	IND	232	0.20
10 Bhalerao Nansaheb Baburao	IND	2,338	1.98
11 Vairagar Raju Ramchandra	IND	1,500	1.27

# GENERAL ELECTIONS TO STATE LEGISLATIVE ASSEMBLY 2009

No and name of the Constituency	126 Deolali (S.C.)		
Date of Poll			
Date of counting of votes	22nd October 2009		
Total no of electors	Male	Female	Total
	116124	105731	221855
Total no of voters who voted	67945	50202	118147
Total no of Postal Votes	16		
Total no of valid votes	118159		
Total no of rejected votes	4		
Total no of votes not retrieved from EVM	0		
Total no of tender votes	6		

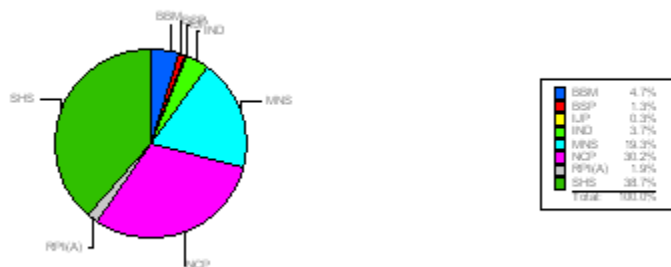
Total Valid Votes Polled : **118159**

Name of the Winning Candidate

**Gholap Baban Shankar**

Date of Declaration

22nd October 2009



# GENERAL ELECTIONS TO STATE LEGISLATIVE ASSEMBLY 2009

No and name of the Constituency	127 Igatpuri ST		
Date of Poll			
Date of counting of votes	22nd October 2009		
Total no of electors	Male	Female	Total
	68806	55467	124273
Total no of voters who voted	68803	55468	124271
Total no of Postal Votes	12		
Total no of valid votes	124281		
Total no of rejected votes	2		
Total no of votes not retrieved from EVM	0		
Total no of tender votes	8		

Name of the candidate	Party	Votes Polled	Percentage
1 Anjana Surendra Raut	CPM	11,514	9.26
2 Gaviti Nirmala Ramesh	INC	29,155	23.46
3 Ghare Ramdas Vitthalrao	SHS	19,406	15.61
4 Domse Vasant Madhav	BSP	1,709	1.38
5 Zole Shivram Shankar	PWPI	14,108	11.35
6 Mangesh Sakru Ware	RJP	2,499	2.01
7 Mengal Kashinath Dagadu	MNS	25,433	20.46
8 Aawali Navaji Kisan	IND	989	0.80
9 Kadali Kamlu Soma	IND	1,029	0.83
10 Kamadi Pandurang Soma	IND	508	0.41
11 Ganpat Pandurang Chapu	IND	494	0.40
12 Zole Pushpa Mohan	IND	520	0.42
13 Darwade Kamlu Bhavdu	IND	493	0.40
14 Dhobade Vishnu Manga	IND	2,001	1.61
15 Bhale Manjula Devram	IND	2,084	1.68
16 Mengal Vilas Laxman	IND	2,561	2.06
17 Shende Sitabai Kashinath	IND	1,081	0.87
18 Sabale Pundalik Dharma	IND	7,461	6.00
19 Hari Budha Pardhi	IND	1,236	0.99

# GENERAL ELECTIONS TO STATE LEGISLATIVE ASSEMBLY 2009

No and name of the Constituency	127 Igatpuri ST		
Date of Poll			
Date of counting of votes	22nd October 2009		
Total no of electors	Male	Female	Total
	68806	55467	124273
Total no of voters who voted	68803	55468	124271
Total no of Postal Votes	12		
Total no of valid votes	124281		
Total no of rejected votes	2		
Total no of votes not retrieved from EVM	0		
Total no of tender votes	8		

Total Valid Votes Polled : **124281**

Name of the Winning Candidate

**Gavit Nirmala Ramesh**

Date of Declaration

22nd October 2009



# GENERAL ELECTIONS TO STATE LEGISLATIVE ASSEMBLY 2009

No and name of the Constituency	128 Dahanu ST		
Date of Poll			
Date of counting of votes	22nd October 2009		
Total no of electors	Male	Female	Total
	117000	119251	236251
Total no of voters who voted	65379	66862	132241
Total no of Postal Votes	6		
Total no of valid votes	132247		
Total no of rejected votes	0		
Total no of votes not retrieved from EVM	0		
Total no of tender votes	6		

Name of the candidate	Party	Votes Polled	Percentage
1 Ozare Rajaram Nathu	CPM	62,530	47.28
2 Ghoda Krishna Arjun	NCP	46,350	35.05
3 Dhodi Ishwar Kisan	SHS	17,955	13.58
4 Shinda Vinod Bendya	BSP	5,412	4.09

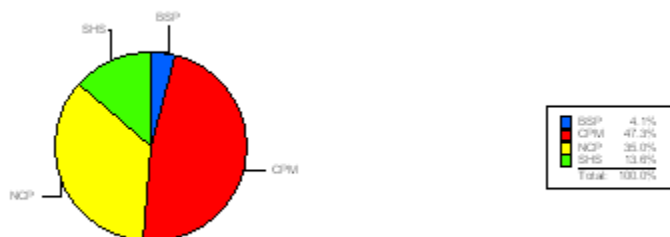
Total Valid Votes Polled : **132247**

Name of the Winning Candidate

**Ozare Rajaram Nathu**

Date of Declaration

22nd October 2009



# GENERAL ELECTIONS TO STATE LEGISLATIVE ASSEMBLY 2009

No and name of the Constituency	129 Vikramgad (S.T.)		
Date of Poll			
Date of counting of votes	22nd October 2009		
Total no of electors	Male	Female	Total
	119652	121182	240834
Total no of voters who voted	76135	71468	147603
Total no of Postal Votes	61		
Total no of valid votes	147640		
Total no of rejected votes	24		
Total no of votes not retrieved from EVM	0		
Total no of tender votes	3		

Name of the candidate	Party	Votes Polled	Percentage
1 Chandrakant Ravji Bhusara	NCP	42,339	28.68
2 Adv. Chintaman Wanaga	BJP	47,371	32.09
3 Budhar Ratan Ravaji	CPM	15,141	10.26
4 Mahakal Deepak Lahu	BSP	996	0.67
5 Keshav Pawar	BBM	639	0.43
6 Dr. Bhoje Prakash Sadashiv	MNS	10,867	7.36
7 Kavita Ramachandra Nirgude	IND	1,129	0.76
8 Kokera Kashinath Laxman	IND	7,218	4.89
9 Gunanath Ganpat Bhoir	IND	5,322	3.60
10 Damu Arjun Mhase	IND	1,678	1.14
11 Bhadange Vishnu Gangaram	IND	1,775	1.20
12 Bhalchandra Navasu Morgha	IND	1,573	1.07
13 Mohan Barku Guhe	IND	3,932	2.66
14 Vaishali Satish Jadhav	IND	7,660	5.19

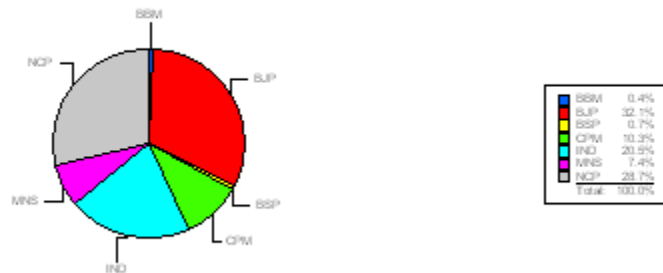
# GENERAL ELECTIONS TO STATE LEGISLATIVE ASSEMBLY 2009

No and name of the Constituency	129 Vikramgad (S.T.)		
Date of Poll			
Date of counting of votes	22nd October 2009		
Total no of electors	Male	Female	Total
	119652	121182	240834
Total no of voters who voted	76135	71468	147603
Total no of Postal Votes	61		
Total no of valid votes	147640		
Total no of rejected votes	24		
Total no of votes not retrieved from EVM	0		
Total no of tender votes	3		

Total Valid Votes Polled : **147640**

Name of the Winning Candidate **Adv. Chintaman Wanaga**

Date of Declaration 22nd October 2009



# GENERAL ELECTIONS TO STATE LEGISLATIVE ASSEMBLY 2009

No and name of the Constituency	130 Palghar (S.T.)		
Date of Poll			
Date of counting of votes	22nd October 2009		
Total no of electors	Male	Female	Total
	120352	115630	235982
Total no of voters who voted	71344	61812	133156
Total no of Postal Votes	9		
Total no of valid votes	133165		
Total no of rejected votes	0		
Total no of votes not retrieved from EVM	0		
Total no of tender votes	6		

Name of the candidate	Party	Votes Polled	Percentage
1 Gavit Rajendra Dhedya	INC	55,665	41.80
2 Manisha Manohar Nimkar	SHS	34,694	26.05
3 Lahange Sunil Balu	BSP	1,549	1.16
4 Sutar Gangaram Dhakat	CPM	3,677	2.76
5 Nam Shankar Sakharam	IND	30,683	23.04
6 Makan Lallu Dhodi	IND	1,174	0.88
7 Marale Sanjay Jayram	IND	1,163	0.87
8 Varkhande Rama Lalya	IND	4,560	3.42

Total Valid Votes Polled : **133165**

Name of the Winning Candidate **Gavit Rajendra Dhedya**

Date of Declaration 22nd October 2009



BSP	1.2%
CPM	2.8%
INC	41.8%
IND	23.2%
SHS	26.1%
Total	100.0%

# GENERAL ELECTIONS TO STATE LEGISLATIVE ASSEMBLY 2009

No and name of the Constituency	131 Boisar		
Date of Poll			
Date of counting of votes	22nd October 2009		
	Male	Female	Total
Total no of electors	130272	113285	243557
Total no of voters who voted	76145	61794	137939
Total no of Postal Votes	1		
Total no of valid votes	137939		
Total no of rejected votes	1		
Total no of votes not retrieved from EVM	0		
Total no of tender votes	13		

	Name of the candidate	Party	Votes Polled	Percentage
1	Dhanwa Sunil Pandurang	SHS	40,649	29.47
2	Dhapashi Jagdish Chintaman	BSP	2,190	1.59
3	Avinash Baliram Sutar	MNS	18,104	13.12
4	Tare Vilas Sukur	BVA	53,727	38.95
5	Dhodhade Kaluram Kakdya	JD(S)	7,360	5.34
6	Dhodi Mohan Babu	IND	2,458	1.78
7	Narayan Gopal Savara	IND	3,556	2.58
8	Prakash Bhiwa Sawar	IND	832	0.60
9	Makan Lallu Dhodi	IND	1,855	1.34
10	Vartha Haribhau Soma	IND	2,515	1.82
11	Vasant Barkya Pardhi	IND	1,332	0.97
12	Sudheer Shankar Nam	IND	3,361	2.44

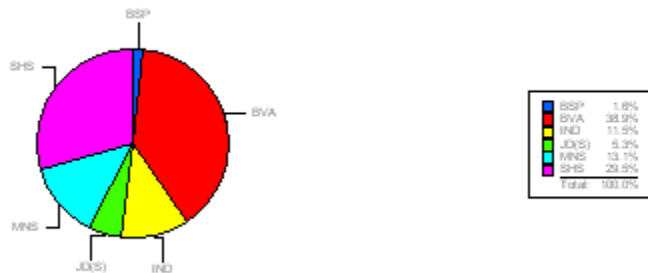
# GENERAL ELECTIONS TO STATE LEGISLATIVE ASSEMBLY 2009

No and name of the Constituency	131 Boisar		
Date of Poll			
Date of counting of votes	22nd October 2009		
	Male	Female	Total
Total no of electors	130272	113285	243557
Total no of voters who voted	76145	61794	137939
Total no of Postal Votes	1		
Total no of valid votes	137939		
Total no of rejected votes	1		
Total no of votes not retrieved from EVM	0		
Total no of tender votes	13		

Total Valid Votes Polled : **137939**

Name of the Winning Candidate **Tare Vilas Sukur**

Date of Declaration 22nd October 2009



# GENERAL ELECTIONS TO STATE LEGISLATIVE ASSEMBLY 2009

No and name of the Constituency	132 Nalasopara		
Date of Poll			
Date of counting of votes	22nd October 2009		
Total no of electors	Male	Female	Total
	193236	158319	351555
Total no of voters who voted	96234	72718	168952
Total no of Postal Votes	21		
Total no of valid votes	168960		
Total no of rejected votes	2		
Total no of votes not retrieved from EVM	11		
Total no of tender votes	28		

Name of the candidate	Party	Votes Polled	Percentage
1 Khairnar Santosh Sukhdeo	BSP	1,446	0.86
2 Chavan Shrish Jayram	SHS	48,502	28.71
3 Thakur Kshitij Hitendra	BVA	89,284	52.84
4 Dhule Ishwar Balu	RPI(A)	4,795	2.84
5 Bhagesh Bhairu Desai	JSS	693	0.41
6 Vivek Atmaram Keluskar	MNS	20,749	12.28
7 Ajit Krishna Vaje	IND	609	0.36
8 Bait Narendra Harishchandra	IND	1,091	0.65
9 Virpalsingh R. Kashyap	IND	1,791	1.06


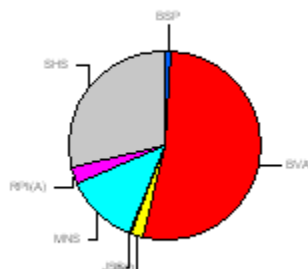
Total Valid Votes Polled : **168960**

Name of the Winning Candidate

**Thakur Kshitij Hitendra**

Date of Declaration

22nd October 2009



# GENERAL ELECTIONS TO STATE LEGISLATIVE ASSEMBLY 2009

No and name of the Constituency	133 Vasai		
Date of Poll			
Date of counting of votes	22nd October 2009		
Total no of electors	Male	Female	Total
	147139	137336	284475
Total no of voters who voted	88552	79543	168095
Total no of Postal Votes	159		
Total no of valid votes	168254		
Total no of rejected votes	0		
Total no of votes not retrieved from EVM	0		
Total no of tender votes	20		

Name of the candidate	Party	Votes Polled	Percentage
1 Adv. Gonsalvis Jimi Mates	INC	8,695	5.17
2 Tambe Vinod Vishram	BSP	691	0.41
3 Datta Nar	LB	3,883	2.31
4 Narayan Mankar	BVA	64,560	38.37
5 Claid Manvel Martine	IND	1,294	0.77
6 Domnik Sabestine D'mello	IND	3,460	2.06
7 Denis Bastyav Lopis	IND	2,229	1.32
8 Thomas Lawrence Almeda	IND	900	0.53
9 Vivek Raghunath Pandit Alias Bhau	IND	81,358	48.35
10 Salman Gulam Mishal	IND	1,184	0.70

Total Valid Votes Polled : **168254**

Name of the Winning Candidate

**Vivek Raghunath Pandit Alias Bhau**

Date of Declaration

22nd October 2009



BSP	0.4%
BVA	38.4%
INC	48.35%
IND	0.77%
LB	2.31%
Total	100.0%

# GENERAL ELECTIONS TO STATE LEGISLATIVE ASSEMBLY 2009

No and name of the Constituency	134 Bhiwanadi Rural [S.T.]		
Date of Poll			
Date of counting of votes	22nd October 2009		
Total no of electors	Male	Female	Total
	125110	114127	239237
Total no of voters who voted	76392	58687	135079
Total no of Postal Votes	470		
Total no of valid votes	135538		
Total no of rejected votes	11		
Total no of votes not retrieved from EVM	0		
Total no of tender votes	0		

Name of the candidate	Party	Votes Polled	Percentage
1 Patil Shantaram Dundaram	NCP	44,804	33.06
2 Prabhakar Shankar Waghe	BSP	2,427	1.79
3 Savara Vishnu Rama	BJP	46,996	34.67
4 Dashrath Dundaram Patil	MNS	36,687	27.07
5 Govind Valkya Rawate	IND	4,624	3.41

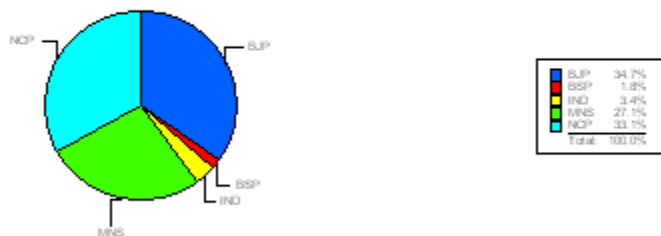
Total Valid Votes Polled : **135538**

Name of the Winning Candidate

**Savara Vishnu Rama**

Date of Declaration

22nd October 2009



# GENERAL ELECTIONS TO STATE LEGISLATIVE ASSEMBLY 2009

No and name of the Constituency	135 Shahapur (S.T.)		
Date of Poll			
Date of counting of votes	22nd October 2009		
	Male	Female	Total
Total no of electors	112174	109563	221737
Total no of voters who voted	77073	66666	143739
Total no of Postal Votes	402		
Total no of valid votes	144090		
Total no of rejected votes	51		
Total no of votes not retrieved from EVM	0		
Total no of tender votes	5		

Name of the candidate	Party	Votes Polled	Percentage
1 Daulat Bhika Daroda	SHS	58,334	40.48
2 Barora Pandurang mahadu	NCP	46,065	31.97
3 Ran Ganpat Sitaram	BSP	1,629	1.13
4 Roj Sitaram Dhakalya	CPM	4,263	2.96
5 Bhoya Ravaji Lahu	BBM	669	0.46
6 Dnyeshwar Nivrutti Talpade	MNS	17,438	12.10
7 Ughada Kaluram Bhika	IND	2,490	1.73
8 Padmakar Namdev Kevari	IND	2,864	1.99
9 Prakash Dharma Vir	IND	3,046	2.11
10 Mukane Govind Gokul	IND	1,082	0.75
11 Mengal Shankar Deu	IND	2,342	1.63
12 Vijay Dattatray Pilkar	IND	3,868	2.68

# GENERAL ELECTIONS TO STATE LEGISLATIVE ASSEMBLY 2009

No and name of the Constituency	135 Shahapur (S.T.)		
Date of Poll			
Date of counting of votes	22nd October 2009		
Total no of electors	Male	Female	Total
	112174	109563	221737
Total no of voters who voted	77073	66666	143739
Total no of Postal Votes	402		
Total no of valid votes	144090		
Total no of rejected votes	51		
Total no of votes not retrieved from EVM	0		
Total no of tender votes	5		

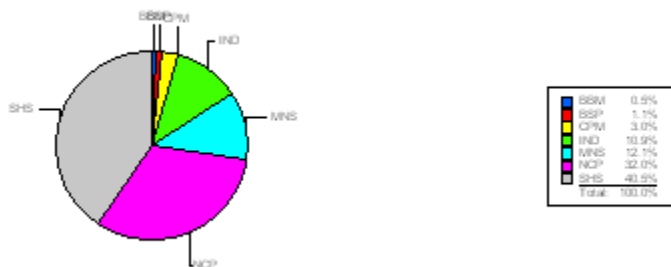
Total Valid Votes Polled : **144090**

Name of the Winning Candidate

**Daulat Bhika Daroda**

Date of Declaration

22nd October 2009



# GENERAL ELECTIONS TO STATE LEGISLATIVE ASSEMBLY 2009

No and name of the Constituency	136 Bhiwandi West		
Date of Poll			
Date of counting of votes	22nd October 2009		
Total no of electors	Male	Female	Total
	147290	87084	234374
Total no of voters who voted	62827	40447	103274
Total no of Postal Votes	97		
Total no of valid votes	103343		
Total no of rejected votes	28		
Total no of votes not retrieved from EVM	0		
Total no of tender votes	15		

Name of the candidate	Party	Votes Polled	Percentage
1 Obaidullah Ekhalakh Ahamed	BSP	846	0.82
2 Dalvi Jawed Gulam Mohd.	INC	24,998	24.19
3 Mhatre Suresh Gopinath	SHS	16,074	15.55
4 Abdul Rashid Tahir Momin	SP	30,825	29.83
5 Gulam Nabi Ansari	IND	567	0.55
6 Naved Sikander Kharbe	IND	195	0.19
7 Shaikh Payanbar Mahetab	IND	397	0.38
8 Sayyad Mohd. Hanif (Babu Fulwale)	IND	307	0.30
9 Sainath Bhau Rangrao Pawar	IND	29,134	28.19


Total Valid Votes Polled : **103343**

Name of the Winning Candidate

**Abdul Rashid Tahir Momin**

Date of Declaration

22nd October 2009



# GENERAL ELECTIONS TO STATE LEGISLATIVE ASSEMBLY 2009

No and name of the Constituency	137 Bhiwandi East		
Date of Poll			
Date of counting of votes	22nd October 2009		
Total no of electors	Male	Female	Total
	138168	84790	222958
Total no of voters who voted	54042	35263	89305
Total no of Postal Votes	35		
Total no of valid votes	89335		
Total no of rejected votes	5		
Total no of votes not retrieved from EVM	0		
Total no of tender votes	14		

Name of the candidate	Party	Votes Polled	Percentage
1 Giri Satish Babu	BSP	1,284	1.44
2 Gurunath Janardan Taware	INC	12,881	14.42
3 Patil Yogesh Ramesh	SHS	24,599	27.54
4 Abu Aasim Azami	SP	37,584	42.07
5 Ansari Mohammad Shammim Mohamad Arif	PP	642	0.72
6 Nasir Mahaboob Sayyad	IUML	203	0.23
7 Ansari Abbas Ali Jalil Ahmed	IND	1,940	2.17
8 Ansari Tafazzul Husain Maksud Hussain	IND	234	0.26
9 Ansari Mohammad Yasin Hamidulla	IND	150	0.17
10 Gulvi Nitin Rajaram	IND	253	0.28
11 Nathani Md. Hanif Ibrahim	IND	106	0.12
12 Badiujjama Alihasan Khan	IND	230	0.26
13 D Raja	IND	2,039	2.28
14 Shaikh Mohd. Khalid Mukhtar Ahmed	IND	290	0.32
15 Siddhiqui Mukim Ah. Naim	IND	341	0.38
16 Siripuram Thirupathi Venkatrajen	IND	784	0.88
17 Sonya Kashinath Patil	IND	4,707	5.27
18 Sanjay Laxman Patil	IND	430	0.48
19 Haimraj Gangaram Prajapati	IND	638	0.71

# GENERAL ELECTIONS TO STATE LEGISLATIVE ASSEMBLY 2009

No and name of the Constituency	137 Bhiwandi East		
Date of Poll			
Date of counting of votes	22nd October 2009		
Total no of electors	Male	Female	Total
	138168	84790	222958
Total no of voters who voted	54042	35263	89305
Total no of Postal Votes	35		
Total no of valid votes	89335		
Total no of rejected votes	5		
Total no of votes not retrieved from EVM	0		
Total no of tender votes	14		

Total Valid Votes Polled : **89335**

Name of the Winning Candidate **Abu Aasim Azami**

Date of Declaration 22nd October 2009



# GENERAL ELECTIONS TO STATE LEGISLATIVE ASSEMBLY 2009

No and name of the Constituency	138 Kalyan (West)		
Date of Poll			
Date of counting of votes	22nd October 2009		
Total no of electors	Male	Female	Total
	171822	150707	322529
Total no of voters who voted	83596	61298	144894
Total no of Postal Votes	67		
Total no of valid votes	144961		
Total no of rejected votes	0		
Total no of votes not retrieved from EVM	0		
Total no of tender votes	20		

Name of the candidate	Party	Votes Polled	Percentage
1 Awalaskar Alaka Ulhas	INC	32,496	22.42
2 Deolekar Rajendra Jayant	SHS	35,562	24.53
3 Bhilare Pralhad Parshuram	BSP	1,278	0.88
4 Aslam Ansari	KKJHS	253	0.17
5 Krishnakumar Pyarelal Dubey	PP	289	0.20
6 Kailas Pundlik Bramhane	BBM	277	0.19
7 Pralhad Dunda Jadhav	RPI(A)	6,282	4.33
8 Bhoir Prakash Sukhadev	MNS	41,111	28.36
9 Ashok Girappa Gaikwad	IND	462	0.32
10 Uday Ramkrishna Tendolkar	IND	174	0.12
11 Kamble Siddharth Manikrao	IND	643	0.44
12 Gaikar Mangesh Dashrath	IND	22,139	15.27
13 Dilip Janu Walanj	IND	185	0.13
14 Mahendra Rama Mohite	IND	304	0.21
15 Mohammed Issa Tajammul Husen Khan	IND	349	0.24
16 Ramesh Vitthal Welanj	IND	2,143	1.48
17 Siddharth Macchindranath Waghmare	IND	497	0.34
18 Suryakant Pandurang Sonawane	IND	517	0.36

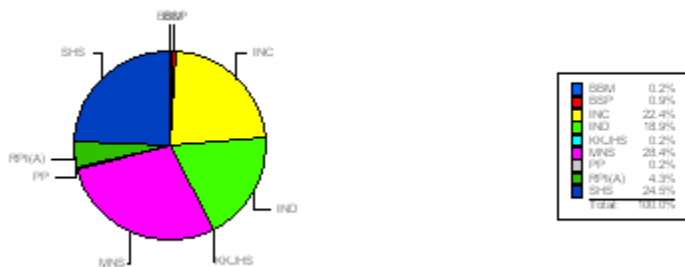
# GENERAL ELECTIONS TO STATE LEGISLATIVE ASSEMBLY 2009

No and name of the Constituency	138 Kalyan (West)		
Date of Poll			
Date of counting of votes	22nd October 2009		
Total no of electors	Male	Female	Total
	171822	150707	322529
Total no of voters who voted	83596	61298	144894
Total no of Postal Votes	67		
Total no of valid votes	144961		
Total no of rejected votes	0		
Total no of votes not retrieved from EVM	0		
Total no of tender votes	20		

Total Valid Votes Polled : **144961**

Name of the Winning Candidate **Bhoir Prakash Sukhadev**

Date of Declaration 22nd October 2009



# GENERAL ELECTIONS TO STATE LEGISLATIVE ASSEMBLY 2009

No and name of the Constituency	139 Murbad		
Date of Poll			
Date of counting of votes	22nd October 2009		
Total no of electors	Male	Female	Total
	153986	137056	291042
Total no of voters who voted	98434	79975	178409
Total no of Postal Votes	691		
Total no of valid votes	178523		
Total no of rejected votes	577		
Total no of votes not retrieved from EVM	0		
Total no of tender votes	12		

Name of the candidate	Party	Votes Polled	Percentage
1 Kathore Kisan Shankar	NCP	55,830	31.27
2 Digambar Narayan Vishe	BJP	25,258	14.15
3 Shobha Shuddhodhan Ingle	BSP	1,837	1.03
4 Pisekar Vishnu Pandurang	PWPI	1,336	0.75
5 Bramha Murlidhar Dhotre	BBM	953	0.53
6 Vaman Barku Mhatre	MNS	37,080	20.77
7 Shivshri Sharad Laxman Bhundare	SVRP	1,009	0.57
8 Altaf Imam Shaikh	IND	1,266	0.71
9 Pawar Gotiram Padu	IND	49,288	27.61
10 Rajratna Ashok Ambedkar	IND	4,666	2.61

Total Valid Votes Polled : **178523**

Name of the Winning Candidate **Kathore Kisan Shankar**

Date of Declaration 22nd October 2009



# GENERAL ELECTIONS TO STATE LEGISLATIVE ASSEMBLY 2009

No and name of the Constituency	140 Ambarnath (S.C.)		
Date of Poll			
Date of counting of votes	22nd October 2009		
Total no of electors	Male	Female	Total
	158865	133939	292804
Total no of voters who voted	65293	47703	112996
Total no of Postal Votes	25		
Total no of valid votes	113007		
Total no of rejected votes	14		
Total no of votes not retrieved from EVM	0		
Total no of tender votes	11		

Name of the candidate	Party	Votes Polled	Percentage
1 Doke Ganesh Pandharinath	BSP	2,054	1.82
2 Tapase Mahesh Bharat	NCP	30,491	26.98
3 Dr.Balaji Kinikar	SHS	50,470	44.66
4 Thorat Sarang Shyamrao	BBM	1,707	1.51
5 Ingle Bhagwan Sampat	IND	327	0.29
6 Kulkarni Shivdas Devrao	IND	445	0.39
7 Gaikwad Shyam Ananda	IND	17,007	15.05
8 Gotpagar Shilpa Sahebrao	IND	538	0.48
9 Maheshwari Ramji	IND	452	0.40
10 Waghode Hridayanath Babu	IND	507	0.45
11 Suryavanshi Kamlakar Nagorao	IND	9,009	7.97

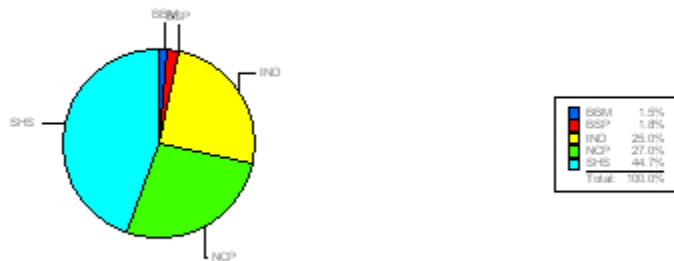
# GENERAL ELECTIONS TO STATE LEGISLATIVE ASSEMBLY 2009

No and name of the Constituency	140    Ambarnath (S.C.)		
Date of Poll			
Date of counting of votes	22nd October 2009		
Total no of electors	Male	Female	Total
	158865	133939	292804
Total no of voters who voted	65293	47703	112996
Total no of Postal Votes	25		
Total no of valid votes	113007		
Total no of rejected votes	14		
Total no of votes not retrieved from EVM	0		
Total no of tender votes	11		

Total Valid Votes Polled :                      **113007**

Name of the Winning Candidate                      **Dr.Balaji Kinikar**

Date of Declaration    22nd October 2009



# GENERAL ELECTIONS TO STATE LEGISLATIVE ASSEMBLY 2009

No and name of the Constituency	141 Ulhasnagar		
Date of Poll			
Date of counting of votes	22nd October 2009		
Total no of electors	Male	Female	Total
	159402	128562	287964
Total no of voters who voted	62922	43839	106761
Total no of Postal Votes	18		
Total no of valid votes	106778		
Total no of rejected votes	1		
Total no of votes not retrieved from EVM	0		
Total no of tender votes	28		

Name of the candidate	Party	Votes Polled	Percentage
1 Kumar Uttamchand Ailani	BJP	45,257	42.38
2 Pandey Anil Kumar Manamohit	BSP	2,764	2.59
3 Chetan Rama Survade	BBM	436	0.41
4 Datta Laxman Kamble	HJP	311	0.29
5 Bapu Khushal Patil	RPI(D)	284	0.27
6 Motkar Bharat Kashinath	SVRP	184	0.17
7 Raju Rambhau Sonawane	RPI(A)	3,699	3.46
8 Rohra Vedprakash Rookumar	RJP	452	0.42
9 Sherzama Khan Zakirhussain Zakir	PP	1,393	1.30
10 Adv. Sambhaji Maruti Patil	MNS	10,030	9.39
11 Avinash Suresh Jagtap	IND	413	0.39
12 Kalani (Pappu) Suresh Budharmal	IND	37,719	35.32
13 Jodhani Suresh Gyanchand	IND	296	0.28
14 Bhajanlal Khilumal Makhija	IND	1,160	1.09
15 Rajesh Kumar Shyam Bahadur singh	IND	280	0.26
16 prof. Vitthal Shinde	IND	910	0.85
17 Hingorani Manish Inder	IND	1,190	1.11


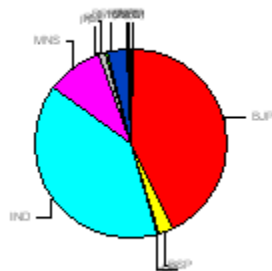
# GENERAL ELECTIONS TO STATE LEGISLATIVE ASSEMBLY 2009

No and name of the Constituency	141 Ulhasnagar		
Date of Poll			
Date of counting of votes	22nd October 2009		
Total no of electors	Male	Female	Total
	159402	128562	287964
Total no of voters who voted	62922	43839	106761
Total no of Postal Votes	18		
Total no of valid votes	106778		
Total no of rejected votes	1		
Total no of votes not retrieved from EVM	0		
Total no of tender votes	28		

Total Valid Votes Polled : **106778**

Name of the Winning Candidate **Kumar Uttamchand Ailani**

Date of Declaration 22nd October 2009



# GENERAL ELECTIONS TO STATE LEGISLATIVE ASSEMBLY 2009

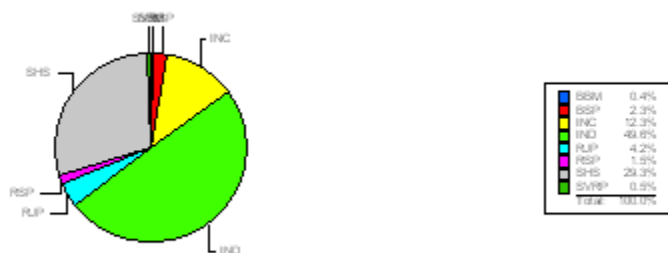
No and name of the Constituency	142 Kalyan (East)		
Date of Poll			
Date of counting of votes	22nd October 2009		
Total no of electors	Male	Female	Total
	147435	121308	268743
Total no of voters who voted	70982	52426	123408
Total no of Postal Votes	37		
Total no of valid votes	123408		
Total no of rejected votes	37		
Total no of votes not retrieved from EVM	0		
Total no of tender votes	28		

Name of the candidate	Party	Votes Polled	Percentage
1 Owhal Rambhao Bhau	BSP	2,867	2.32
2 Pundlik Balu Mhatre	SHS	36,106	29.26
3 Dr. R.B. Singh	INC	15,140	12.27
4 Uddhav Vitthal Zende	BBM	479	0.39
5 Dhananjay Bappahebg Jogdande	SVRP	650	0.53
6 Belamkar Milind Chandrakant	RJP	5,172	4.19
7 Rokade Pralhad Sahadu	RSP	1,843	1.49
8 Abhay Ashok Puranik	IND	559	0.45
9 Ganpat Kalu Gaikwad	IND	60,592	49.10

Total Valid Votes Polled : **123408**

Name of the Winning Candidate **Ganpat Kalu Gaikwad**

Date of Declaration 22nd October 2009



# GENERAL ELECTIONS TO STATE LEGISLATIVE ASSEMBLY 2009


No and name of the Constituency	143 Dombivali		
Date of Poll			
Date of counting of votes	22nd October 2009		
Total no of electors	Male	Female	Total
	151556	142864	294420
Total no of voters who voted	73395	54961	128356
Total no of Postal Votes	18		
Total no of valid votes	128372		
Total no of rejected votes	2		
Total no of votes not retrieved from EVM	0		
Total no of tender votes	14		

Name of the candidate	Party	Votes Polled	Percentage
1 Comred Kalu Komaskar	CPI	4,607	3.59
2 Kiratkar Dayanand	BSP	2,370	1.85
3 Chavan Ravindra Dattatraya	BJP	61,104	47.60
4 Rajesh Shantaram Kadam	MNS	48,777	38.00
5 Shankarlal Motilal Patel	RPI	9,064	7.06
6 Mangala Deepak Sule	IND	2,450	1.91

Total Valid Votes Polled : **128372**

Name of the Winning Candidate **Chavan Ravindra Dattatraya**

Date of Declaration **22nd October 2009**



# GENERAL ELECTIONS TO STATE LEGISLATIVE ASSEMBLY 2009

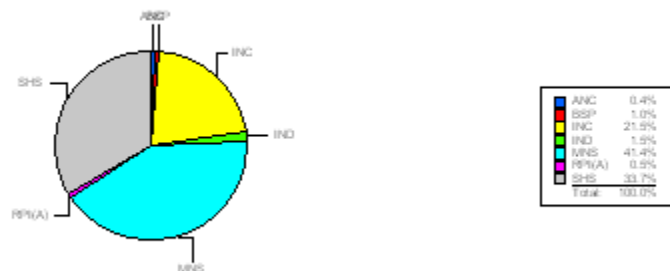
No and name of the Constituency	144 Kalyan Rural		
Date of Poll			
Date of counting of votes	22nd October 2009		
Total no of electors	Male	Female	Total
	143437	118674	262111
Total no of voters who voted	71908	51722	123630
Total no of Postal Votes	3		
Total no of valid votes	123633		
Total no of rejected votes	0		
Total no of votes not retrieved from EVM	0		
Total no of tender votes	30		

Name of the candidate	Party	Votes Polled	Percentage
1 Mhatre Ramesh Sukarya	SHS	41,642	33.68
2 Ravi Patil	INC	26,546	21.47
3 Wankhade Maruti Sukhaji	BSP	1,237	1.00
4 Ansari Husen Karim Nibar	ANC	518	0.42
5 Ramesh Ratan Patil	MNS	51,149	41.37
6 Surajprakash Govind Sharma	RPI(A)	677	0.55
7 Rajkant Parshuram Patil	IND	870	0.70
8 Vidyachandra Digambaer Dixit	IND	994	0.80

Total Valid Votes Polled : **123633**

Name of the Winning Candidate **Ramesh Ratan Patil**

Date of Declaration 22nd October 2009



# GENERAL ELECTIONS TO STATE LEGISLATIVE ASSEMBLY 2009

No and name of the Constituency	145 Mira-Bhayander		
Date of Poll			
Date of counting of votes	22nd October 2009		
	Male	Female	Total
Total no of electors	178627	149727	328354
Total no of voters who voted	82902	64682	147584
Total no of Postal Votes	7		
Total no of valid votes	147586		
Total no of rejected votes	5		
Total no of votes not retrieved from EVM	0		
Total no of tender votes	11		

Name of the candidate	Party	Votes Polled	Percentage
1 Gilbert Mendonca	NCP	62,013	42.02
2 Mukeshkumar Masum Chandrapal	BSP	1,669	1.13
3 Narendra Mehta	BJP	51,409	34.83
4 Adv. Braganza Edgar	SMP	630	0.43
5 Chandrakant Sitaram Vaity	MNS	27,220	18.44
6 Bhanwarlal Mehta	ABHM	261	0.18
7 Milan Vasant Mhatre	JD(S)	1,370	0.93
8 Shailesh Manakchand Goyal	ANP	178	0.12
9 Somnath Maruti Waghmare	BBM	194	0.13
10 Asif Sayyad	IND	1,281	0.87
11 Narendra Balwant Patil	IND	214	0.15
12 Raviraj Tarasingh Rathod	IND	322	0.22
13 Ramchnadra Vasudeo Sharma	IND	825	0.56

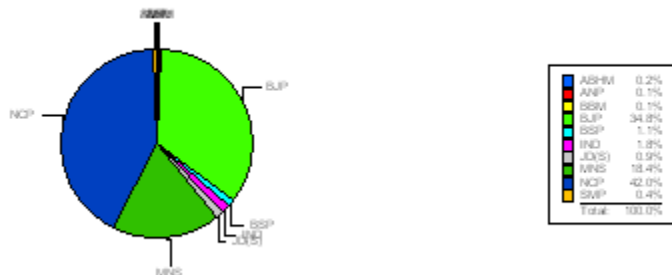
# GENERAL ELECTIONS TO STATE LEGISLATIVE ASSEMBLY 2009

No and name of the Constituency	145 Mira-Bhayander		
Date of Poll			
Date of counting of votes	22nd October 2009		
	Male	Female	Total
Total no of electors	178627	149727	328354
Total no of voters who voted	82902	64682	147584
Total no of Postal Votes	7		
Total no of valid votes	147586		
Total no of rejected votes	5		
Total no of votes not retrieved from EVM	0		
Total no of tender votes	11		

Total Valid Votes Polled : **147586**

Name of the Winning Candidate **Gilbert Mendonca**

Date of Declaration 22nd October 2009



# GENERAL ELECTIONS TO STATE LEGISLATIVE ASSEMBLY 2009

No and name of the Constituency	146 Owala Majiwada		
Date of Poll			
Date of counting of votes	22nd October 2009		
Total no of electors	Male	Female	Total
	172491	137850	310341
Total no of voters who voted	84107	61219	145326
Total no of Postal Votes	21		
Total no of valid votes	145342		
Total no of rejected votes	5		
Total no of votes not retrieved from EVM	0		
Total no of tender votes	7		

Name of the candidate	Party	Votes Polled	Percentage
1 Kamble Babukumar Kashinath	BSP	1,052	0.72
2 Dilip Sadashiv Deherkar	INC	34,018	23.41
3 Pratap Baburao Sarnaik	SHS	52,373	36.03
4 Asha Kisan Sharnagat	BBM	501	0.34
5 Indise Gangaram Dodha	RPI(E)	8,847	6.09
6 Chavan Sudhakar Vaman	MNS	43,332	29.81
7 Pathan Javed Kamil	RKSP	1,032	0.71
8 Mahendra Vasant Yelve	ABHM	347	0.24
9 Mahesh Radheshyam Rathi	RJP	162	0.11
10 Shaikh Kamal Jahan	RPI(D)	117	0.08
11 Uday M. Shrinarpure	IND	177	0.12
12 Gupta Rhushikant Horilal	IND	170	0.12
13 Chandrakant Dashrath Gaikwad	IND	187	0.13
14 Jagdish Motiram Patil	IND	372	0.26
15 Adv. Dilip Vishnu Pandit	IND	1,119	0.77
16 Pramod Pralhad Ingale	IND	389	0.27
17 Balasaheb Bhiva Gaikwad	IND	215	0.15
18 Hegishte Bhalchandra Narayan	IND	337	0.23
19 Hemant Phulchand Yadav	IND	595	0.41

# GENERAL ELECTIONS TO STATE LEGISLATIVE ASSEMBLY 2009

No and name of the Constituency	146 Owala Majiwada		
Date of Poll			
Date of counting of votes	22nd October 2009		
Total no of electors	Male	Female	Total
	172491	137850	310341
Total no of voters who voted	84107	61219	145326
Total no of Postal Votes	21		
Total no of valid votes	145342		
Total no of rejected votes	5		
Total no of votes not retrieved from EVM	0		
Total no of tender votes	7		

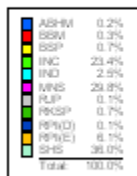
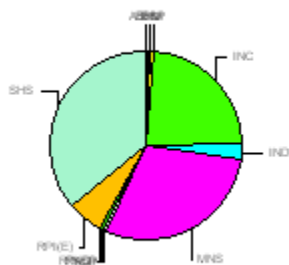
Total Valid Votes Polled : **145342**

Name of the Winning Candidate

**Pratap Baburao Sarnaik**

Date of Declaration

22nd October 2009



# GENERAL ELECTIONS TO STATE LEGISLATIVE ASSEMBLY 2009

No and name of the Constituency	147 Kopari Panchpakhadi		
Date of Poll			
Date of counting of votes	22nd October 2009		
Total no of electors	Male	Female	Total
	177652	140408	318060
Total no of voters who voted	94030	67995	162025
Total no of Postal Votes	14		
Total no of valid votes	162037		
Total no of rejected votes	1		
Total no of votes not retrieved from EVM	1		
Total no of tender votes	10		

Name of the candidate	Party	Votes Polled	Percentage
1 Eknath Sambhaji Shinde	SHS	73,502	45.36
2 Kamble Vilas Chandu	BSP	1,864	1.15
3 Shinde Manoj Tukaram	INC	40,726	25.13
4 Khan Aziz Nabirahem	PP	302	0.19
5 Gawand Rajan Shantaram	MNS	35,914	22.16
6 Gopinath Sakharam Mhaske	BBM	577	0.36
7 Chanakya Mahesh Rathi	RJP	381	0.24
8 Yadav Ramnayan Jagganath	SP	3,991	2.46
9 Shah Aslam Mustapha	IND	612	0.38
10 Anjanikumar Nayan Bahadu Singh	IND	201	0.12
11 Nirmalkumar Krushnakumar Sharma	IND	127	0.08
12 Pramod Prahlad Ingale	IND	153	0.09
13 Budha Rajaram Meshram	IND	151	0.09
14 Benzamin Sudhnyan Wadekar	IND	503	0.31
15 Rajesh Thakur	IND	685	0.42
16 Ramane Kishor Amrut	IND	619	0.38
17 Shinde Eknath Sahdev	IND	830	0.51
18 Shaikh Mahmmad Haneef	IND	149	0.09
19 Shaikh Rais Ebarat Ali	IND	354	0.22
20 Sayyad Seyad Ali Haidar Ali	IND	396	0.24

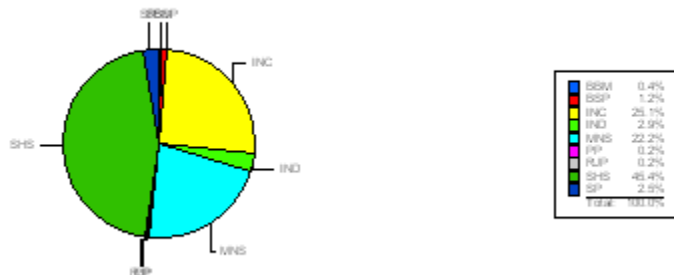
# GENERAL ELECTIONS TO STATE LEGISLATIVE ASSEMBLY 2009

No and name of the Constituency	147 Kopari Panchpakhadi		
Date of Poll			
Date of counting of votes	22nd October 2009		
Total no of electors	Male	Female	Total
	177652	140408	318060
Total no of voters who voted	94030	67995	162025
Total no of Postal Votes	14		
Total no of valid votes	162037		
Total no of rejected votes	1		
Total no of votes not retrieved from EVM	1		
Total no of tender votes	10		

Total Valid Votes Polled : **162037**

Name of the Winning Candidate **Ek Nath Sambhaji Shinde**

Date of Declaration 22nd October 2009



# GENERAL ELECTIONS TO STATE LEGISLATIVE ASSEMBLY 2009

No and name of the Constituency	148 Thane		
Date of Poll			
Date of counting of votes	22nd October 2009		
Total no of electors	Male	Female	Total
	163340	143900	307240
Total no of voters who voted	89620	68692	158312
Total no of Postal Votes	21		
Total no of valid votes	158323		
Total no of rejected votes	10		
Total no of votes not retrieved from EVM	0		
Total no of tender votes	12		

Name of the candidate	Party	Votes Polled	Percentage
1 Kanade Subhash Pandurang	INC	36,288	22.92
2 Rajan Vichare	SHS	51,010	32.22
3 Shinde Tushar Marotrao	BSP	1,019	0.64
4 Anil Thanekar	RPI(A)	748	0.47
5 Rajan Raje	MNS	48,569	30.68
6 Shekh Tabrej Abdulsamad	RKSP	2,071	1.31
7 Devram Bhoir	IND	17,244	10.89
8 Vilas Deepak Khambe	IND	323	0.20
9 Saraf Seema Pradeep	IND	372	0.23
10 Sabir Ameer Sherkhan	IND	679	0.43

Total Valid Votes Polled : **158323**

Name of the Winning Candidate

**Rajan Vichare**

Date of Declaration

22nd October 2009



# GENERAL ELECTIONS TO STATE LEGISLATIVE ASSEMBLY 2009

No and name of the Constituency	149 Mumbra Kalva		
Date of Poll			
Date of counting of votes	22nd October 2009		
	Male	Female	Total
Total no of electors	152176	127391	279567
Total no of voters who voted	75310	56759	132069
Total no of Postal Votes	14		
Total no of valid votes	132073		
Total no of rejected votes	10		
Total no of votes not retrieved from EVM	0		
Total no of tender votes	0		

	Name of the candidate	Party	Votes Polled	Percentage
1	Awhad Jitendra Satish	NCP	61,510	46.57
2	Kine Rajan Narayan	SHS	45,821	34.69
3	Mhatre Sachin Jayraj	BSP	2,756	2.09
4	Chaudhari Mashhoor Alam Mo. Rais	RKSP	926	0.70
5	Pawar Prashant Balakrishna	MNS	15,119	11.45
6	Milind Ashok Yadav	BBM	498	0.38
7	Sharma Rajkishor Jayashree	ANC	108	0.08
8	Shaikh Mohammed Ameen	IUML	220	0.17
9	Surme Yasin Abdul	SP	3,429	2.60
10	Hakikullah Khan	PP	290	0.22
11	Omprakash Hiralal Ranshoor	IND	62	0.05
12	Mirza Rafat Baig	IND	118	0.09
13	Mohammed Ahmed Mukhtar Khan	IND	68	0.05
14	Mohammed Yusuf Farookh Khan	IND	173	0.13
15	Mhatre Abhijit Ramdas	IND	335	0.25
16	Shaikh Jamir Akraram	IND	640	0.48

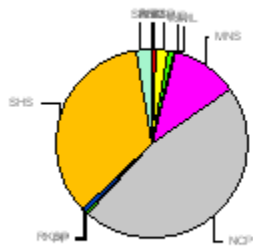
# GENERAL ELECTIONS TO STATE LEGISLATIVE ASSEMBLY 2009

No and name of the Constituency	149 Mumbra Kalva		
Date of Poll			
Date of counting of votes	22nd October 2009		
Total no of electors	Male	Female	Total
	152176	127391	279567
Total no of voters who voted	75310	56759	132069
Total no of Postal Votes	14		
Total no of valid votes	132073		
Total no of rejected votes	10		
Total no of votes not retrieved from EVM	0		
Total no of tender votes	0		

Total Valid Votes Polled : **132073**

Name of the Winning Candidate **Awhad Jitendra Satish**

Date of Declaration 22nd October 2009



ANC	0.1%
BSM	0.4%
BSP	2.1%
INO	1.5%
ILML	0.2%
MNS	11.4%
NCP	48.6%
PP	0.2%
PKSP	0.7%
SHS	34.7%
SP	2.6%
<b>Total</b>	<b>100.0%</b>

# GENERAL ELECTIONS TO STATE LEGISLATIVE ASSEMBLY 2009

No and name of the Constituency	150 Airoli		
Date of Poll			
Date of counting of votes	22nd October 2009		
Total no of electors	Male	Female	Total
	181963	134551	316514
Total no of voters who voted	91274	66459	157733
Total no of Postal Votes	22		
Total no of valid votes	157751		
Total no of rejected votes	4		
Total no of votes not retrieved from EVM	0		
Total no of tender votes	8		

Name of the candidate	Party	Votes Polled	Percentage
1 Chougule Vijay Laxman	SHS	67,118	42.55
2 Capt. Maheshchandra Varma	BSP	2,128	1.35
3 Sandeep Ganesh Naik	NCP	79,075	50.13
4 Ohol Sidram Pandurang	RPI(A)	3,075	1.95
5 Hemant Jairam Kharkar	BBM	558	0.35
6 Naik Prakash Namdeo	IND	447	0.28
7 Mane Bhima Hanumanta	IND	1,809	1.15
8 Vasant Shankar Mhatre	IND	1,764	1.12
9 Vijay Chougule	IND	714	0.45
10 Dnyandeo Ramachandra Patil	IND	1,063	0.67


Total Valid Votes Polled : **157751**

Name of the Winning Candidate

**Sandeep Ganesh Naik**

Date of Declaration

22nd October 2009



# GENERAL ELECTIONS TO STATE LEGISLATIVE ASSEMBLY 2009

No and name of the Constituency	151 Belapur		
Date of Poll			
Date of counting of votes	22nd October 2009		
Total no of electors	Male	Female	Total
	171725	141602	313327
Total no of voters who voted	81218	65093	146311
Total no of Postal Votes	42		
Total no of valid votes	146342		
Total no of rejected votes	11		
Total no of votes not retrieved from EVM	0		
Total no of tender votes	9		

Name of the candidate	Party	Votes Polled	Percentage
1 Ganesh Naik	NCP	59,685	40.78
2 Pradeep Gajanan Dhobley	BSP	1,491	1.02
3 Haware Suresh Kashinath	BJP	46,812	31.99
4 Rajendra (Pappu) Mahale	MNS	19,569	13.37
5 Sukumar Killedar	LB	590	0.40
6 Ibrahim Imam Khan	IND	193	0.13
7 Uptale Rajkumar Vyenkat	IND	685	0.47
8 Namdev Bhagat	IND	343	0.23
9 Namdeo Bhagat	IND	236	0.16
10 Namdev Rama Bhagat	IND	14,516	9.92
11 Mahesh Khare	IND	1,089	0.74
12 Ramesh J. Shinde	IND	1,133	0.77


# GENERAL ELECTIONS TO STATE LEGISLATIVE ASSEMBLY 2009

No and name of the Constituency	151 Belapur		
Date of Poll			
Date of counting of votes	22nd October 2009		
Total no of electors	Male	Female	Total
	171725	141602	313327
Total no of voters who voted	81218	65093	146311
Total no of Postal Votes	42		
Total no of valid votes	146342		
Total no of rejected votes	11		
Total no of votes not retrieved from EVM	0		
Total no of tender votes	9		

Total Valid Votes Polled : **146342**

Name of the Winning Candidate **Ganesh Naik**

Date of Declaration 22nd October 2009



# GENERAL ELECTIONS TO STATE LEGISLATIVE ASSEMBLY 2009


No and name of the Constituency	152 Borivali		
Date of Poll			
Date of counting of votes	22nd October 2009		
Total no of electors	Male	Female	Total
	156297	144543	300840
Total no of voters who voted	81417	63825	145242
Total no of Postal Votes	91		
Total no of valid votes	145327		
Total no of rejected votes	6		
Total no of votes not retrieved from EVM	0		
Total no of tender votes	14		

Name of the candidate	Party	Votes Polled	Percentage
1 Gopal Shetty	BJP	68,926	47.43
2 Tike Suresh Poshanna	BSP	795	0.55
3 Bhushan Patil	INC	35,119	24.17
4 Kantibhai Laljibhai Rathod	SVPP	526	0.36
5 Nayan Pradip Kadam	MNS	38,699	26.63
6 Fahmida Hasan Khan	IND	490	0.34
7 Manohar Vishnu Bhatuse	IND	772	0.53

Total Valid Votes Polled : **145327**

Name of the Winning Candidate **Gopal Shetty**

Date of Declaration 22nd October 2009



# GENERAL ELECTIONS TO STATE LEGISLATIVE ASSEMBLY 2009

No and name of the Constituency	153 Dahisar		
Date of Poll			
Date of counting of votes	22nd October 2009		
Total no of electors	Male	Female	Total
	147195	128611	275806
Total no of voters who voted	74621	56851	131472
Total no of Postal Votes	49		
Total no of valid votes	131520		
Total no of rejected votes	1		
Total no of votes not retrieved from EVM	0		
Total no of tender votes	4		

Name of the candidate	Party	Votes Polled	Percentage
1 Edwin Francis Britto	JD(S)	2,661	2.02
2 Ghosalkar Vinod Ramachandra	SHS	60,069	45.67
3 Dr. Dube Yogesh Ghanshyam	INC	43,913	33.39
4 Manjarekar Kiran Chandrakant	BSP	719	0.55
5 Jatin Kishor Bhuta	ANP	225	0.17
6 Joshi Sanjay Bhaskar	SVPP	278	0.21
7 Deepa Ganesh Patil	MNS	22,241	16.91
8 Pradeep Khandu Kamble	PPIS	294	0.22
9 Chandrakant Dashrath Mishra	IND	615	0.47
10 Raghunath Sahadev Rane	IND	505	0.38


Total Valid Votes Polled : **131520**

Name of the Winning Candidate

**Ghosalkar Vinod Ramachandra**

Date of Declaration

22nd October 2009



# GENERAL ELECTIONS TO STATE LEGISLATIVE ASSEMBLY 2009

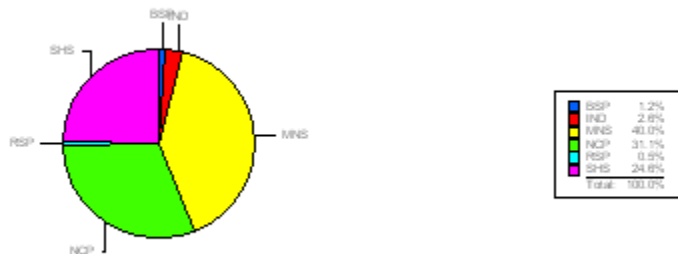
No and name of the Constituency	154 Magathane		
Date of Poll			
Date of counting of votes	22nd October 2009		
Total no of electors	Male	Female	Total
	153004	116395	269399
Total no of voters who voted	84409	61331	145740
Total no of Postal Votes	50		
Total no of valid votes	145783		
Total no of rejected votes	7		
Total no of votes not retrieved from EVM	0		
Total no of tender votes	13		

Name of the candidate	Party	Votes Polled	Percentage
1 Ashok G Nar	SHS	35,883	24.61
2 Diwakar Gondane	BSP	1,755	1.20
3 Prakash Surve	NCP	45,325	31.09
4 Adhyan Bandu Shendge	RSP	777	0.53
5 Darekar Pravin Yeshwant	MNS	58,310	40.00
6 Dipak Dattatraya Are	IND	764	0.52
7 Mohd. Sabir Siddhik Malik	IND	1,407	0.97
8 Rajesh Jiledar Singh	IND	1,562	1.07

Total Valid Votes Polled : **145783**

Name of the Winning Candidate **Darekar Pravin Yeshwant**

Date of Declaration 22nd October 2009



# GENERAL ELECTIONS TO STATE LEGISLATIVE ASSEMBLY 2009

No and name of the Constituency	155 Mulund		
Date of Poll			
Date of counting of votes	22nd October 2009		
Total no of electors	Male	Female	Total
	158185	143333	301518
Total no of voters who voted	83975	65396	149371
Total no of Postal Votes	58		
Total no of valid votes	149426		
Total no of rejected votes	3		
Total no of votes not retrieved from EVM	0		
Total no of tender votes	11		

Name of the candidate	Party	Votes Polled	Percentage
1 Adv. Mahadeo Shelar	INC	34,630	23.18
2 Adv. Vijay Janardan Shiktode	BSP	800	0.54
3 Sardar Tara Singh	BJP	65,748	44.00
4 Ahire Manjula Ramchandra	HJP	455	0.30
5 Dalvi Satyawar Ganpat	MNS	37,772	25.28
6 Bhavin Juthalal Shah (Gudhaka)	ANP	321	0.21
7 Yogesh (Alias) Siddarth Sahebrao Shilwant	RPI(A)	3,706	2.48
8 Ashish Govind Shandilya	IND	127	0.08
9 Kiran Pandurag Shirsekar	IND	145	0.10
10 Jasubhai Premji Gohil	IND	508	0.34
11 Dharmendra Govindji Lodaya	IND	258	0.17
12 Pankajbhai Somchand Shah	IND	1,767	1.18
13 Pravin Madhukar Shinde	IND	193	0.13
14 Bhavesh Bhide	IND	1,441	0.96
15 Ranjeet Bhika Misal	IND	140	0.09
16 Suryakant Vishram Palav	IND	383	0.26
17 Sushil Bhaskar Yadav	IND	604	0.40
18 Hemkiran Ratanlal Jangam	IND	428	0.29


# GENERAL ELECTIONS TO STATE LEGISLATIVE ASSEMBLY 2009

No and name of the Constituency	155 Mulund		
Date of Poll			
Date of counting of votes	22nd October 2009		
Total no of electors	Male	Female	Total
	158185	143333	301518
Total no of voters who voted	83975	65396	149371
Total no of Postal Votes	58		
Total no of valid votes	149426		
Total no of rejected votes	3		
Total no of votes not retrieved from EVM	0		
Total no of tender votes	11		

Total Valid Votes Polled : **149426**

Name of the Winning Candidate **Sardar Tara Singh**

Date of Declaration 22nd October 2009



# GENERAL ELECTIONS TO STATE LEGISLATIVE ASSEMBLY 2009

No and name of the Constituency	156 Vikhroli		
Date of Poll			
Date of counting of votes	22nd October 2009		
Total no of electors	Male	Female	Total
	128452	107955	236407
Total no of voters who voted	69923	53945	123868
Total no of Postal Votes	47		
Total no of valid votes	123914		
Total no of rejected votes	1		
Total no of votes not retrieved from EVM	0		
Total no of tender votes	8		

Name of the candidate	Party	Votes Polled	Percentage
1 Dattaram Babi Dalvi	SHS	28,129	22.70
2 Dinesh Rajdev Rajbhar	BSP	2,572	2.08
3 Pallavi Sanjay Patil	NCP	32,713	26.40
4 Koushik Hiralal Sharma	JD(U)	366	0.30
5 Pawar Sumedh Ulhas	BBM	799	0.64
6 Mangesh Sangle	MNS	53,125	42.87
7 Vindo Kambli	LB	3,861	3.12
8 Ahire Shashank Krishna	IND	263	0.21
9 Uchchhil Harish Aitappa	IND	276	0.22
10 Pius Verghese Pullikottil	IND	1,069	0.86
11 Prakash P. Babar	IND	741	0.60

# GENERAL ELECTIONS TO STATE LEGISLATIVE ASSEMBLY 2009

No and name of the Constituency	156 Vikhroli		
Date of Poll			
Date of counting of votes	22nd October 2009		
Total no of electors	Male	Female	Total
	128452	107955	236407
Total no of voters who voted	69923	53945	123868
Total no of Postal Votes	47		
Total no of valid votes	123914		
Total no of rejected votes	1		
Total no of votes not retrieved from EVM	0		
Total no of tender votes	8		

Total Valid Votes Polled : **123914**

Name of the Winning Candidate **Mangesh Sangle**

Date of Declaration 22nd October 2009



# GENERAL ELECTIONS TO STATE LEGISLATIVE ASSEMBLY 2009

No and name of the Constituency	157 Bhandup		
Date of Poll			
Date of counting of votes	22nd October 2009		
Total no of electors	Male	Female	Total
	160469	123254	283723
Total no of voters who voted	86880	61869	148749
Total no of Postal Votes	30		
Total no of valid votes	148777		
Total no of rejected votes	2		
Total no of votes not retrieved from EVM	0		
Total no of tender votes	21		

Name of the candidate	Party	Votes Polled	Percentage
1 Nalawade Shivajirao Vishnu	NCP	37,359	25.11
2 Sujit Pagare	BSP	3,030	2.04
3 Sunil Rajaram Raut	SHS	34,467	23.17
4 Shishir Shinde	MNS	68,302	45.91
5 Kamble Chandrashekhar Maruti	IND	990	0.67
6 Deepak Manikrao Kale	IND	342	0.23
7 Ramesh Harshi Chheda	IND	1,441	0.97
8 Waman Bhonaji Zare	IND	459	0.31
9 Satyjeet Gurudin Pal Alias Raju Pal	IND	485	0.33
10 Sujay Gopal Dhurat	IND	1,902	1.28

Total Valid Votes Polled : **148777**

Name of the Winning Candidate

**Shishir Shinde**

Date of Declaration

22nd October 2009



# GENERAL ELECTIONS TO STATE LEGISLATIVE ASSEMBLY 2009

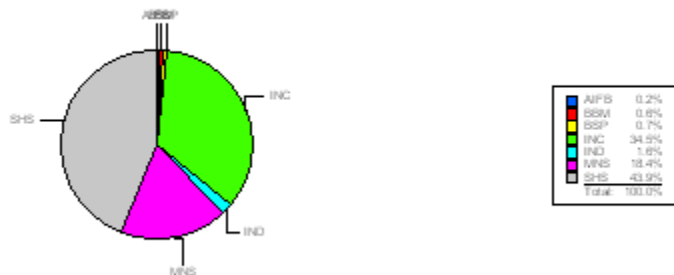
No and name of the Constituency	158 Jogeshwari East		
Date of Poll			
Date of counting of votes	22nd October 2009		
Total no of electors	Male	Female	Total
	156005	127531	283536
Total no of voters who voted	82259	63861	146120
Total no of Postal Votes	311		
Total no of valid votes	146427		
Total no of rejected votes	4		
Total no of votes not retrieved from EVM	0		
Total no of tender votes	15		

Name of the candidate	Party	Votes Polled	Percentage
1 Ashok Arjunrao Alias Bhai Jagtap	INC	50,543	34.52
2 Ravindra Dattaram Waikar	SHS	64,318	43.92
3 Salunke Ashok Sakharam	BSP	1,018	0.70
4 Uddhav Hari Talware	BBM	910	0.62
5 Dilip Narayan Tawade	AIFB	351	0.24
6 Sanjay Prabhakar Chitre	MNS	26,934	18.39
7 Amanulla Bashir Ahmed Sayyad	IND	1,012	0.69
8 Dayanand Uttam Ulmik	IND	338	0.23
9 Mohan Sahdev Jadhav	IND	333	0.23
10 Rajesh Dattatray Patil	IND	670	0.46

Total Valid Votes Polled : **146427**

Name of the Winning Candidate **Ravindra Dattaram Waikar**

Date of Declaration **22nd October 2009**



# GENERAL ELECTIONS TO STATE LEGISLATIVE ASSEMBLY 2009

No and name of the Constituency	159 Dindoshi		
Date of Poll			
Date of counting of votes	22nd October 2009		
Total no of electors	Male	Female	Total
	156881	106344	263225
Total no of voters who voted	81957	53968	135925
Total no of Postal Votes	18		
Total no of valid votes	135938		
Total no of rejected votes	3		
Total no of votes not retrieved from EVM	2		
Total no of tender votes	11		

Name of the candidate	Party	Votes Polled	Percentage
1 Ganesh Laxman Randive	BSP	1,683	1.24
2 Rajhans Singh Dhananjay Singh	INC	46,278	34.04
3 Sunil Prabhu	SHS	40,413	29.73
4 Thakare Shalini Jitendra	MNS	39,587	29.12
5 Parle Bhikaji Dhondiram	JSS	1,430	1.05
6 Mishra Shreekant	SP	4,309	3.17
7 Sandeep Anjani Tiwari	HJP	240	0.18
8 Julius John Kripanand	IND	193	0.14
9 Bharat Maruti Lotale	IND	366	0.27
10 Mohammad Hanif Ismail sidatar (Ghachi)	IND	908	0.67
11 Shingade Varsha Ishwar	IND	531	0.39

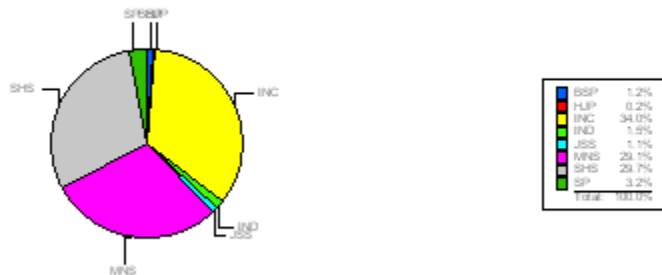
# GENERAL ELECTIONS TO STATE LEGISLATIVE ASSEMBLY 2009

No and name of the Constituency	159 Dindoshi		
Date of Poll			
Date of counting of votes	22nd October 2009		
Total no of electors	Male	Female	Total
	156881	106344	263225
Total no of voters who voted	81957	53968	135925
Total no of Postal Votes	18		
Total no of valid votes	135938		
Total no of rejected votes	3		
Total no of votes not retrieved from EVM	2		
Total no of tender votes	11		

Total Valid Votes Polled : **135938**

Name of the Winning Candidate **Rajhans Singh Dhananjay Singh**

Date of Declaration 22nd October 2009



# GENERAL ELECTIONS TO STATE LEGISLATIVE ASSEMBLY 2009

No and name of the Constituency	160 Kandivali (East)		
Date of Poll			
Date of counting of votes	22nd October 2009		
Total no of electors	Male	Female	Total
	143062	111489	254551
Total no of voters who voted	70574	46236	116810
Total no of Postal Votes	20		
Total no of valid votes	116826		
Total no of rejected votes	4		
Total no of votes not retrieved from EVM	0		
Total no of tender votes	7		

Name of the candidate	Party	Votes Polled	Percentage
1 Jaiprakash Thakur	BJP	38,832	33.24
2 Thakur Ramesh Singh	INC	50,138	42.92
3 Bansode Ravi Bhikaji	BSP	950	0.81
4 Pawar Vinod Tukaram	MNS	24,091	20.62
5 Harihar Kalika Yadav	RPI(A)	644	0.55
6 Arun K. Kadam	IND	176	0.15
7 Gawai Ravindra Uttam	IND	144	0.12
8 Gurudas Ramdas Khairnar	IND	574	0.49
9 Namdeo Chandrao Kamble	IND	187	0.16
10 Md. Salim Hasham Bukhari	IND	295	0.25
11 Shaikh Faiyaz Ahmed	IND	221	0.19
12 Sanchit Subhash Borade	IND	574	0.49

# GENERAL ELECTIONS TO STATE LEGISLATIVE ASSEMBLY 2009

No and name of the Constituency	160 Kandivali (East)		
Date of Poll			
Date of counting of votes	22nd October 2009		
Total no of electors	Male	Female	Total
	143062	111489	254551
Total no of voters who voted	70574	46236	116810
Total no of Postal Votes	20		
Total no of valid votes	116826		
Total no of rejected votes	4		
Total no of votes not retrieved from EVM	0		
Total no of tender votes	7		

Total Valid Votes Polled : **116826**

Name of the Winning Candidate **Thakur Ramesh Singh**

Date of Declaration 22nd October 2009



# GENERAL ELECTIONS TO STATE LEGISLATIVE ASSEMBLY 2009


No and name of the Constituency	161 Charkop		
Date of Poll			
Date of counting of votes	22nd October 2009		
Total no of electors	Male	Female	Total
	160014	128543	288557
Total no of voters who voted	75389	52901	128290
Total no of Postal Votes	15		
Total no of valid votes	128305		
Total no of rejected votes	0		
Total no of votes not retrieved from EVM	0		
Total no of tender votes	17		

Name of the candidate	Party	Votes Polled	Percentage
1 Akhilesh N. Gaud	CPI	1,539	1.20
2 Bharat Parekh	INC	42,324	32.99
3 Yogesh Sagar	BJP	58,687	45.74
4 Kabare Pradeep Radhakrishna	BVA	750	0.58
5 Janardan Sadanand Parab	RS	164	0.13
6 Deepak Amrut Desai	MNS	23,268	18.13
7 Samir Dharendra Tanna`	ANP	351	0.27
8 Singh Sanjay Rajendra	SBSP	614	0.48
9 Machindranath Madhukar Sankapal	IND	608	0.47

Total Valid Votes Polled : **128305**

Name of the Winning Candidate **Yogesh Sagar**

Date of Declaration **22nd October 2009**



# GENERAL ELECTIONS TO STATE LEGISLATIVE ASSEMBLY 2009

No and name of the Constituency	162 Malad West		
Date of Poll			
Date of counting of votes	22nd October 2009		
Total no of electors	Male	Female	Total
	150098	128919	279017
Total no of voters who voted	66600	52125	118725
Total no of Postal Votes	17		
Total no of valid votes	118735		
Total no of rejected votes	7		
Total no of votes not retrieved from EVM	0		
Total no of tender votes	17		

Name of the candidate	Party	Votes Polled	Percentage
1 Aslam Shaikh	INC	51,635	43.49
2 Santaram Gangaram	BSP	626	0.53
3 R. U. Singh	BJP	23,940	20.16
4 Khan Azimuddin Shami	SP	1,486	1.25
5 Desai Neela Padmakar	MNS	16,450	13.85
6 Mohammad Zubair Memon	PP	217	0.18
7 Mourya Mahatam singh Ramnaresh	SBSP	408	0.34
8 Soosairaj Babu Anthony Chetty	AIADMK	1,582	1.33
9 Austin Marcus Gracious	IND	5,382	4.53
10 R.K. Gupta	IND	218	0.18
11 Dolphy D'souza	IND	2,947	2.48
12 Deepak Pandurang Pawar (Pappa)	IND	6,344	5.34
13 Cyril Peter Dsouza	IND	926	0.78
14 Sunil Koli	IND	5,970	5.03
15 Mohamed Hussain Ansari	IND	604	0.51

# GENERAL ELECTIONS TO STATE LEGISLATIVE ASSEMBLY 2009

No and name of the Constituency	162 Malad West		
Date of Poll			
Date of counting of votes	22nd October 2009		
Total no of electors	Male	Female	Total
	150098	128919	279017
Total no of voters who voted	66600	52125	118725
Total no of Postal Votes	17		
Total no of valid votes	118735		
Total no of rejected votes	7		
Total no of votes not retrieved from EVM	0		
Total no of tender votes	17		

Total Valid Votes Polled : **118735**

Name of the Winning Candidate **Aslam Shaikh**

Date of Declaration 22nd October 2009



AAPDK	1.3%
BJP	20.2%
SSP	0.5%
INC	43.5%
IND	18.5%
MNS	13.5%
PP	0.2%
SSSP	0.3%
SP	1.0%
Total	100.0%

# GENERAL ELECTIONS TO STATE LEGISLATIVE ASSEMBLY 2009

No and name of the Constituency	163 Goregaon		
Date of Poll			
Date of counting of votes	22nd October 2009		
Total no of electors	Male	Female	Total
	169406	134096	303502
Total no of voters who voted	85204	60458	145662
Total no of Postal Votes	27		
Total no of valid votes	145685		
Total no of rejected votes	4		
Total no of votes not retrieved from EVM	0		
Total no of tender votes	5		

Name of the candidate	Party	Votes Polled	Percentage
1 Avelino Celistine D'souza (ilu Cablewala)	BSP	2,285	1.57
2 Sharad Rao	NCP	44,302	30.41
3 Subhash Desai	SHS	69,117	47.44
4 Dr. Uday C. Mashelkar	MNS	25,982	17.83
5 Deepak Bausaheb Ghamare	BBM	454	0.31
6 Babar Lalit Parsu	JD(S)	718	0.49
7 Sasidharan K. Nair	AIKC	581	0.40
8 Jayant R. Zaveri	IND	617	0.42
9 Zafer Naseem Shaikh	IND	958	0.66
10 Rajesh Munnalal Gupta	IND	671	0.46


Total Valid Votes Polled : **145685**

Name of the Winning Candidate

**Subhash Desai**

Date of Declaration

22nd October 2009



# GENERAL ELECTIONS TO STATE LEGISLATIVE ASSEMBLY 2009

No and name of the Constituency	164 Versova		
Date of Poll			
Date of counting of votes	22nd October 2009		
Total no of electors	Male	Female	Total
	138805	113135	251940
Total no of voters who voted	58163	42461	100624
Total no of Postal Votes	20		
Total no of valid votes	100625		
Total no of rejected votes	19		
Total no of votes not retrieved from EVM	0		
Total no of tender votes	14		

Name of the candidate	Party	Votes Polled	Percentage
1 Baldev Khosa	INC	44,814	44.54
2 Bharat Bharati	BSP	678	0.67
3 Yeshodhar (Shailesh p. Phanse	SHS	32,784	32.58
4 Changez Multani	SP	10,622	10.56
5 Daulat Singh	HSP	635	0.63
6 Dhuri Manish Suresh	MNS	9,659	9.60
7 Farid Mohammed Aasif	PP	267	0.27
8 Bismillah Abbas Khan	NLP	163	0.16
9 Satinder Singh Nanda	RPI(D)	210	0.21
10 Geeta Vasant Yadav	IND	396	0.39
11 Fairouz Nawabkhan	IND	397	0.39

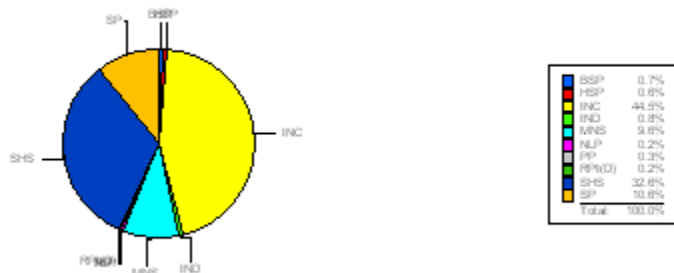
# GENERAL ELECTIONS TO STATE LEGISLATIVE ASSEMBLY 2009

No and name of the Constituency	164 Versova		
Date of Poll			
Date of counting of votes	22nd October 2009		
Total no of electors	Male	Female	Total
	138805	113135	251940
Total no of voters who voted	58163	42461	100624
Total no of Postal Votes	20		
Total no of valid votes	100625		
Total no of rejected votes	19		
Total no of votes not retrieved from EVM	0		
Total no of tender votes	14		

Total Valid Votes Polled : **100625**

Name of the Winning Candidate **Baldev Khosa**

Date of Declaration 22nd October 2009



# GENERAL ELECTIONS TO STATE LEGISLATIVE ASSEMBLY 2009

No and name of the Constituency	165 Andheri West		
Date of Poll			
Date of counting of votes	22nd October 2009		
Total no of electors	Male	Female	Total
	153231	133790	287021
Total no of voters who voted	67325	54155	121480
Total no of Postal Votes	15		
Total no of valid votes	121489		
Total no of rejected votes	6		
Total no of votes not retrieved from EVM	0		
Total no of tender votes	6		

Name of the candidate	Party	Votes Polled	Percentage
1 Ashok Bhau Jadhav	INC	59,899	49.30
2 Mohmood Ali Mohammad Basheer (Haji)	BSP	612	0.50
3 Vishnu V, Korgaonkar (Maharaj)	SHS	27,741	22.83
4 Chunawala Habib Abdul Latif	SP	2,253	1.85
5 Jeeten Dutt	HSP	298	0.25
6 Putharan Subhash Nemi	RPI(D)	289	0.24
7 Raiees Lashkaria	MNS	18,236	15.01
8 Aftab Mashwood Khan	IND	395	0.33
9 Arvind Govind Falasmkar	IND	199	0.16
10 Dhotre Ramu Timappa	IND	143	0.12
11 Rafat Farahat Husain	IND	357	0.29
12 Vijay C, Hindlekar	IND	319	0.26
13 Sanjay kumar Mishra	IND	184	0.15
14 Hansel D'souza	IND	10,564	8.70

# GENERAL ELECTIONS TO STATE LEGISLATIVE ASSEMBLY 2009

No and name of the Constituency	165 Andheri West		
Date of Poll			
Date of counting of votes	22nd October 2009		
Total no of electors	Male	Female	Total
	153231	133790	287021
Total no of voters who voted	67325	54155	121480
Total no of Postal Votes	15		
Total no of valid votes	121489		
Total no of rejected votes	6		
Total no of votes not retrieved from EVM	0		
Total no of tender votes	6		

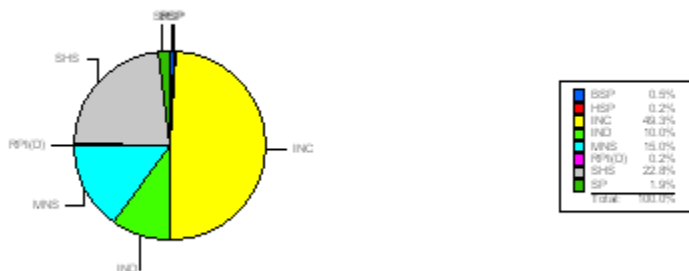
Total Valid Votes Polled : **121489**

Name of the Winning Candidate

**Ashok Bhau Jadhav**

Date of Declaration

22nd October 2009



# GENERAL ELECTIONS TO STATE LEGISLATIVE ASSEMBLY 2009

No and name of the Constituency	166 Andheri East		
Date of Poll			
Date of counting of votes	22nd October 2009		
Total no of electors	Male	Female	Total
	154166	122363	276529
Total no of voters who voted	78930	58488	137418
Total no of Postal Votes	28		
Total no of valid votes	137445		
Total no of rejected votes	1		
Total no of votes not retrieved from EVM	0		
Total no of tender votes	15		

Name of the candidate	Party	Votes Polled	Percentage
1 Bojgar Chandrakant Sitaram	CPM	2,822	2.05
2 Yadav Lalmani Ramraj	BSP	1,065	0.77
3 Ramesh Kondiram Latke	SHS	50,837	36.99
4 Shetty Suresh Hiriyanna	INC	55,990	40.74
5 Sandeep Sitaram Dalvi	MNS	25,052	18.23
6 Gangane Ashok Shankar	IND	316	0.23
7 Jitendra Ghanshyam Lotlikar	IND	439	0.32
8 Darade Ramesh Ganpat	IND	364	0.26
9 Ram Dular Jha	IND	560	0.41

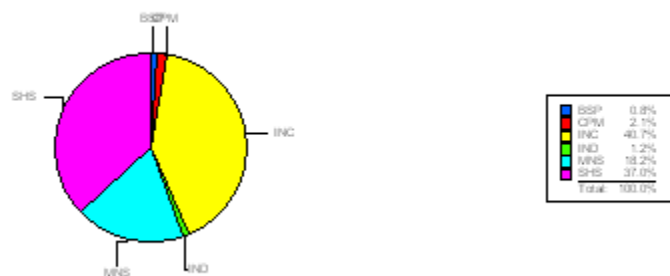
Total Valid Votes Polled : **137445**

Name of the Winning Candidate

**Shetty Suresh Hiriyanna**

Date of Declaration

22nd October 2009



# GENERAL ELECTIONS TO STATE LEGISLATIVE ASSEMBLY 2009

No and name of the Constituency	167 Vile Parle		
Date of Poll			
Date of counting of votes	22nd October 2009		
Total no of electors	Male	Female	Total
	145088	127293	272381
Total no of voters who voted	73464	57121	130585
Total no of Postal Votes	49		
Total no of valid votes	130630		
Total no of rejected votes	4		
Total no of votes not retrieved from EVM	0		
Total no of tender votes	2		

Name of the candidate	Party	Votes Polled	Percentage
1 Krishna Hedge	INC	44,338	33.94
2 Moses John	BSP	972	0.74
3 Vinayak Bhaurao Raut	SHS	42,634	32.64
4 Kakasaheb Dashrath Khambalkar	RPI	2,022	1.55
5 Parkar Shirish Laxman	MNS	35,156	26.91
6 Bhatnagar Kiran P.	ANP	361	0.28
7 Yasin Abdul Khan	HSP	1,162	0.89
8 Chelji S. Patel	IND	365	0.28
9 Jay Dinesh Jangla	IND	569	0.44
10 Nicholas Hillary Almeida@Benjamin Almeida	IND	2,285	1.75
11 Sandeep (Babush) Sawant	IND	766	0.59


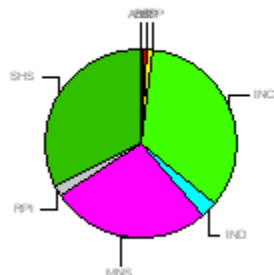
# GENERAL ELECTIONS TO STATE LEGISLATIVE ASSEMBLY 2009

No and name of the Constituency	167 Vile Parle		
Date of Poll			
Date of counting of votes	22nd October 2009		
Total no of electors	Male	Female	Total
	145088	127293	272381
Total no of voters who voted	73464	57121	130585
Total no of Postal Votes	49		
Total no of valid votes	130630		
Total no of rejected votes	4		
Total no of votes not retrieved from EVM	0		
Total no of tender votes	2		

Total Valid Votes Polled : **130630**

Name of the Winning Candidate **Krishna Hedge**

Date of Declaration 22nd October 2009



# GENERAL ELECTIONS TO STATE LEGISLATIVE ASSEMBLY 2009


No and name of the Constituency	168 Chandivali		
Date of Poll			
Date of counting of votes	22nd October 2009		
Total no of electors	Male	Female	Total
	219832	148401	368233
Total no of voters who voted	95414	64526	159940
Total no of Postal Votes	28		
Total no of valid votes	159964		
Total no of rejected votes	4		
Total no of votes not retrieved from EVM	0		
Total no of tender votes	18		

Name of the candidate	Party	Votes Polled	Percentage
1 Khan Mohd. Arif (Naseem )	INC	82,616	51.65
2 Sou. Chitra Somnath Sangle	SHS	22,782	14.24
3 Tambare Tanaji Sadashiv	BSP	1,296	0.81
4 Katke Sahadev alias Sadhu Shankar	RPI(A)	2,175	1.36
5 Jahid Ali Qureshi	PP	648	0.41
6 Shri Dilip Bhausaheb Lande	MNS	48,901	30.57
7 Moh. Yahiya Siddiqi	IND	477	0.30
8 Shah Latif Dim Mohammad	IND	1,069	0.67

Total Valid Votes Polled : **159964**

Name of the Winning Candidate **Khan Mohd. Arif (Naseem )**

Date of Declaration 22nd October 2009



# GENERAL ELECTIONS TO STATE LEGISLATIVE ASSEMBLY 2009

No and name of the Constituency	169 Ghatkopar (W)		
Date of Poll			
Date of counting of votes	22nd October 2009		
Total no of electors	Male	Female	Total
	171857	133678	305535
Total no of voters who voted	82943	59966	142909
Total no of Postal Votes	42		
Total no of valid votes	142950		
Total no of rejected votes	1		
Total no of votes not retrieved from EVM	0		
Total no of tender votes	24		

Name of the candidate	Party	Votes Polled	Percentage
1 Ayub Aministry Hungund	RJD	894	0.63
2 Janet D'Souza	INC	30,360	21.24
3 Poonam Mahajan Rao	BJP	34,115	23.86
4 Mahendra Sopan Kamble	BSP	1,398	0.98
5 Ram Kadam	MNS	60,343	42.21
6 Sharad Shantaram Kadam	LB	2,030	1.42
7 Dr. Suhas Gorakhnath Bhosle	BBM	744	0.52
8 Avinash Prabhakar Joshi	IND	209	0.15
9 Khandare Deepak Datta	IND	147	0.10
10 Dinesh Pattani	IND	602	0.42
11 Mukund Thorat	IND	8,096	5.66
12 Munshi Altaf Hussain	IND	622	0.44
13 Ram Maruti Kadam	IND	819	0.57
14 Vivek Ramchandra Phadtare	IND	170	0.12
15 Shaikh Abdul Khaliq Peskar Ahmed	IND	186	0.13
16 Shahajirao Dhondiba Thorat	IND	381	0.27
17 Sunita Mohan Tupsoundry	IND	287	0.20
18 Suresh Mahadeo Bhosle	IND	275	0.19
19 Saiyad Najmul Hasan	IND	494	0.35
20 Santosh Ram Singh	IND	147	0.10
21 Sandeep Prabhakar Yeole	IND	631	0.44

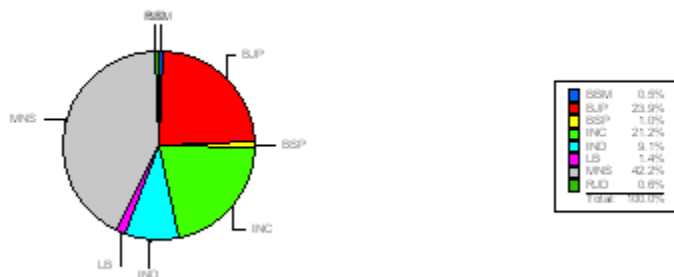
# GENERAL ELECTIONS TO STATE LEGISLATIVE ASSEMBLY 2009

No and name of the Constituency	169 Ghatkopar (W)		
Date of Poll			
Date of counting of votes	22nd October 2009		
Total no of electors	Male	Female	Total
	171857	133678	305535
Total no of voters who voted	82943	59966	142909
Total no of Postal Votes	42		
Total no of valid votes	142950		
Total no of rejected votes	1		
Total no of votes not retrieved from EVM	0		
Total no of tender votes	24		

Total Valid Votes Polled : **142950**

Name of the Winning Candidate **Ram Kadam**

Date of Declaration 22nd October 2009



# GENERAL ELECTIONS TO STATE LEGISLATIVE ASSEMBLY 2009

No and name of the Constituency	170 Ghatkopar (East)		
Date of Poll			
Date of counting of votes	22nd October 2009		
Total no of electors	Male	Female	Total
	129156	111696	240852
Total no of voters who voted	69500	54609	124109
Total no of Postal Votes	50		
Total no of valid votes	124156		
Total no of rejected votes	3		
Total no of votes not retrieved from EVM	0		
Total no of tender votes	22		

Name of the candidate	Party	Votes Polled	Percentage
1 Tupere Ram Vitthal	BSP	1,963	1.58
2 Bakshi Virendra Rajpal	INC	33,185	26.73
3 Mehta Prakash Manchhubhai	BJP	43,600	35.12
4 Amar Ajit Hingwalla	ANP	455	0.37
5 Kishor Kashinath Kardak	BBM	705	0.57
6 Namdeo Laxman Dhasal	RPI(A)	1,672	1.35
7 Narkar Satish Ratnakar	MNS	26,323	21.20
8 Guman Kamaljit Singh (Frooti)	IND	324	0.26
9 Tupe Shrimant Ranganath	IND	500	0.40
10 Navin Virji Thakkar	IND	256	0.21
11 Raja Mirani	IND	15,173	12.22

# GENERAL ELECTIONS TO STATE LEGISLATIVE ASSEMBLY 2009

No and name of the Constituency	170 Ghatkopar (East)		
Date of Poll			
Date of counting of votes	22nd October 2009		
Total no of electors	Male	Female	Total
	129156	111696	240852
Total no of voters who voted	69500	54609	124109
Total no of Postal Votes	50		
Total no of valid votes	124156		
Total no of rejected votes	3		
Total no of votes not retrieved from EVM	0		
Total no of tender votes	22		

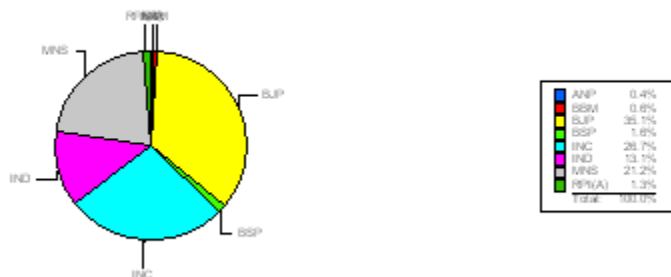
Total Valid Votes Polled : **124156**

Name of the Winning Candidate

**Mehta Prakash Manchhubhai**

Date of Declaration

22nd October 2009



# GENERAL ELECTIONS TO STATE LEGISLATIVE ASSEMBLY 2009

No and name of the Constituency	171 Mankhurd Shivaji Nagar		
Date of Poll			
Date of counting of votes	22nd October 2009		
Total no of electors	Male	Female	Total
	160656	110187	270843
Total no of voters who voted	67899	46321	114220
Total no of Postal Votes	1		
Total no of valid votes	114221		
Total no of rejected votes	0		
Total no of votes not retrieved from EVM	0		
Total no of tender votes	14		

Name of the candidate	Party	Votes Polled	Percentage
1 Shahid Reza Beg	SHS	6,991	6.12
2 Syed Ahmed	INC	24,318	21.29
3 Singh Shailendra Singh Bakebizari	BSP	3,267	2.86
4 Abu Asim Azmi	SP	38,435	33.65
5 Abdul Bari Daulat Khan	RAS	1,081	0.95
6 Appasaheb Bhimrao Wagare	MNS	21,838	19.12
7 Zuber Ahmed Khan	PP	543	0.48
8 Mirza Qasim Husain	BBM	414	0.36
9 Memon Mohammed Aarif	AIMF	131	0.11
10 Shahanvaj Munir Khan	USCPI	794	0.70
11 Abdul Sattar Merchant	IND	423	0.37
12 Ayub Mohammed Shekason	IND	459	0.40
13 Khan Abdul Wais Badruddin	IND	486	0.43
14 Khan Tufel Ahmed H Raheman	IND	407	0.36
15 Khan Hadisunnisa Karamsher	IND	271	0.24
16 Gautam Haribhau Tupere	IND	805	0.70
17 Jaiswar Shyamlal Medhai	IND	940	0.82
18 Deen Mohd. Qureshi	IND	271	0.24
19 Patil Suresh Kishanarao	IND	9,436	8.26
20 Pal Jetendrakumar Nanku	IND	316	0.28
21 Prakash Dhondiram Kamble	IND	281	0.25
22 Ramesh Suresh Kamble	IND	1,580	1.38
23 Shakil Ahamad Nijamuddin Khan	IND	247	0.22
24 Sayyad Ajmal	IND	101	0.09

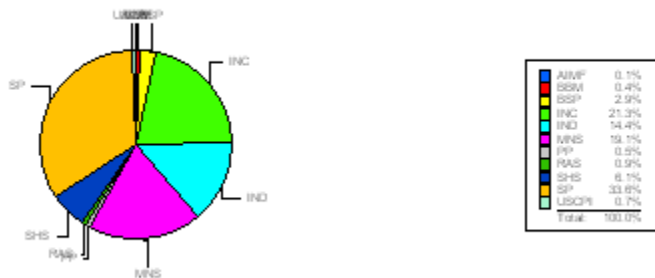
# GENERAL ELECTIONS TO STATE LEGISLATIVE ASSEMBLY 2009

No and name of the Constituency	171 Mankhurd Shivaji Nagar		
Date of Poll			
Date of counting of votes	22nd October 2009		
Total no of electors	Male	Female	Total
	160656	110187	270843
Total no of voters who voted	67899	46321	114220
Total no of Postal Votes	1		
Total no of valid votes	114221		
Total no of rejected votes	0		
Total no of votes not retrieved from EVM	0		
Total no of tender votes	14		
25 Santosh Prakash Chavan			IND 102 0.09
26 Sambhaji Mohanrao Shitole			IND 284 0.25

Total Valid Votes Polled : **114221**

Name of the Winning Candidate **Abu Asim Azmi**

Date of Declaration 22nd October 2009



# GENERAL ELECTIONS TO STATE LEGISLATIVE ASSEMBLY 2009

No and name of the Constituency	172 Anushakti Nagar		
Date of Poll			
Date of counting of votes	22nd October 2009		
	Male	Female	Total
Total no of electors	132549	106351	238900
Total no of voters who voted	61153	49051	110204
Total no of Postal Votes	11		
Total no of valid votes	110208		
Total no of rejected votes	7		
Total no of votes not retrieved from EVM	0		
Total no of tender votes	12		

Name of the candidate	Party	Votes Polled	Percentage
1 Abdul Gani Nijamuddin Shaikh	BSP	2,767	2.51
2 Kate Tukaram Ramkrishna	SHS	32,103	29.13
3 Nawab Malik	NCP	38,928	35.32
4 Archarya Navin Vidyadhar	MNS	16,737	15.19
5 Gautam Keshav Sonawane	RPI(A)	7,274	6.60
6 Abdul Gaffar Baig	IND	805	0.73
7 Iqbal Ahmed	IND	280	0.25
8 Khan Ajmal Yusuf	IND	662	0.60
9 Mohammad Farooque Chamkude	IND	6,972	6.33
10 Ravikumar Rajan pandyan	IND	2,920	2.65
11 Sayed nardhin Aftab	IND	760	0.69

# GENERAL ELECTIONS TO STATE LEGISLATIVE ASSEMBLY 2009

No and name of the Constituency	172 Anushakti Nagar		
Date of Poll			
Date of counting of votes	22nd October 2009		
Total no of electors	Male	Female	Total
	132549	106351	238900
Total no of voters who voted	61153	49051	110204
Total no of Postal Votes	11		
Total no of valid votes	110208		
Total no of rejected votes	7		
Total no of votes not retrieved from EVM	0		
Total no of tender votes	12		

Total Valid Votes Polled : **110208**

Name of the Winning Candidate

**Nawab Malik**

Date of Declaration

22nd October 2009



# GENERAL ELECTIONS TO STATE LEGISLATIVE ASSEMBLY 2009

No and name of the Constituency	173 Chembur		
Date of Poll			
Date of counting of votes	22nd October 2009		
Total no of electors	Male	Female	Total
	137636	114506	252142
Total no of voters who voted	69119	54338	123457
Total no of Postal Votes	8		
Total no of valid votes	123461		
Total no of rejected votes	4		
Total no of votes not retrieved from EVM	0		
Total no of tender votes	14		

Name of the candidate	Party	Votes Polled	Percentage
1 Anil Gajanan Thakur	BJP	21,751	17.62
2 Chandrakant Damodar Hondore	INC	47,431	38.42
3 Sanjay Shantaram Waghmare	BSP	1,207	0.98
4 Atanu Bhupendranath Mukerji	SVRP	187	0.15
5 Anil Bachubhai Chauhan	MNS	29,465	23.87
6 Deepak Sadashiv Nikalje	RPI(A)	20,467	16.58
7 Anil Jilesingh Beniwal	IND	329	0.27
8 Navnath Jaysing Navale	IND	323	0.26
9 Prabhunath Yadav	IND	803	0.65
10 Priti Omkarnath Govil	IND	274	0.22
11 Mahesh Murlidhar Patil	IND	224	0.18
12 Rajendra Keshav Chavan	IND	324	0.26
13 Vishal Vairal	IND	676	0.55

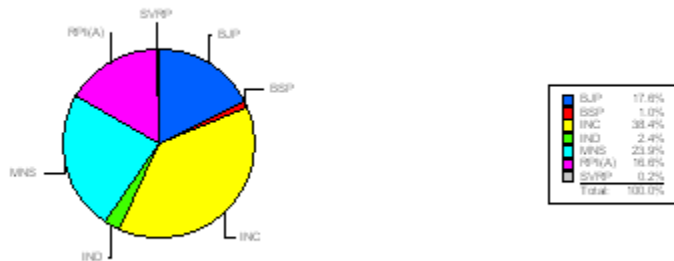
# GENERAL ELECTIONS TO STATE LEGISLATIVE ASSEMBLY 2009

No and name of the Constituency	173 Chembur		
Date of Poll			
Date of counting of votes	22nd October 2009		
Total no of electors	Male	Female	Total
	137636	114506	252142
Total no of voters who voted	69119	54338	123457
Total no of Postal Votes	8		
Total no of valid votes	123461		
Total no of rejected votes	4		
Total no of votes not retrieved from EVM	0		
Total no of tender votes	14		

Total Valid Votes Polled : **123461**

Name of the Winning Candidate **Chandrakant Damodar Hondore**

Date of Declaration 22nd October 2009



# GENERAL ELECTIONS TO STATE LEGISLATIVE ASSEMBLY 2009

No and name of the Constituency	174 Kurla (S.C.)		
Date of Poll			
Date of counting of votes	22nd October 2009		
Total no of electors	Male	Female	Total
	161459	123492	284951
Total no of voters who voted	70287	50896	121183
Total no of Postal Votes	18		
Total no of valid votes	121198		
Total no of rejected votes	3		
Total no of votes not retrieved from EVM	0		
Total no of tender votes	10		

Name of the candidate	Party	Votes Polled	Percentage
1 Milind (Anna) Kamble	NCP	41,891	34.56
2 Mangesh Kudalkar	SHS	34,920	28.81
3 Lokhande Rajesh Laxman	BSP	2,132	1.76
4 Anil Banasi Oval	BBM	502	0.41
5 Avinash Mahatekar	RPI(A)	5,016	4.14
6 Ravindra Pawar	SVRP	358	0.30
7 Lokhande Sadashiv Kisan	MNS	33,967	28.03
8 Vijay Namdeo Waghode	USCPI	479	0.40
9 Gazi Sadodin Zahir Ahmed	IND	1,000	0.83
10 Chandrakant Kondiba Prabhale	IND	933	0.77


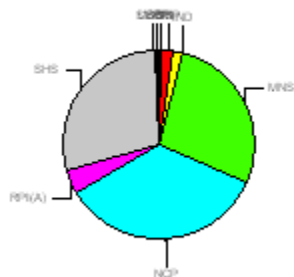
Total Valid Votes Polled : **121198**

Name of the Winning Candidate

**Milind (Anna) Kamble**

Date of Declaration

22nd October 2009



# GENERAL ELECTIONS TO STATE LEGISLATIVE ASSEMBLY 2009

No and name of the Constituency	175 Kalina		
Date of Poll			
Date of counting of votes	22nd October 2009		
Total no of electors	Male	Female	Total
	144501	113075	257576
Total no of voters who voted	66758	50460	117218
Total no of Postal Votes	10		
Total no of valid votes	117227		
Total no of rejected votes	1		
Total no of votes not retrieved from EVM	0		
Total no of tender votes	3		

Name of the candidate	Party	Votes Polled	Percentage
1 Kripa Shankar Singh	INC	51,205	43.68
2 Adv. Dinanath Tiwari	BJP	13,994	11.94
3 More Shravan Yamaji	BSP	1,228	1.05
4 Ashraf azmi Aslam Azmi	SP	10,977	9.36
5 Aijaz Nazeer Shaikh	PP	282	0.24
6 Krishnakant Bhagwanlal Goswami	ANP	289	0.25
7 More Chandrakant Genu	MNS	38,284	32.66
8 Mohammad Ayyub Rajapurkar	IND	343	0.29
9 Syed Taqi haider	IND	625	0.53


Total Valid Votes Polled : **117227**

Name of the Winning Candidate

**Kripa Shankar Singh**

Date of Declaration

22nd October 2009



# GENERAL ELECTIONS TO STATE LEGISLATIVE ASSEMBLY 2009

No and name of the Constituency	176 Vandre East		
Date of Poll			
Date of counting of votes	22nd October 2009		
Total no of electors	Male	Female	Total
	145561	115616	261177
Total no of voters who voted	68185	51245	119430
Total no of Postal Votes	35		
Total no of valid votes	119463		
Total no of rejected votes	2		
Total no of votes not retrieved from EVM	0		
Total no of tender votes	8		

Name of the candidate	Party	Votes Polled	Percentage
1 Chandurkar Janardan Chandrappa	INC	38,239	32.01
2 Jadhav Vijay Bhaguram	BSP	1,619	1.36
3 Prakash (Bala) Vasant Sawant	SHS	45,659	38.22
4 Akul Ashok Satya	BBM	554	0.46
5 Adsule Jalindar	LSP	532	0.45
6 Ahmed Siddiqui	NNP	152	0.13
7 Shilpa Atul Sarpotdar	MNS	19,109	16.00
8 Shaikh Shabbir Hussain	SP	10,926	9.15
9 Kalimuddin Nasruddin Shaikh	IND	261	0.22
10 Chawan Suryakant Gangaram	IND	223	0.19
11 Patel Salim Ismail	IND	381	0.32
12 Mohammad Rafique Zariwala	IND	202	0.17
13 Shaikh Liyakat Ali Hasan	IND	519	0.43
14 Salimuddin Shaikh	IND	221	0.18
15 Subhash Sabhapati Mishra	IND	178	0.15
16 Sayed Vahid Ali	IND	688	0.58

# GENERAL ELECTIONS TO STATE LEGISLATIVE ASSEMBLY 2009

No and name of the Constituency	176 Vandre East		
Date of Poll			
Date of counting of votes	22nd October 2009		
Total no of electors	Male	Female	Total
	145561	115616	261177
Total no of voters who voted	68185	51245	119430
Total no of Postal Votes	35		
Total no of valid votes	119463		
Total no of rejected votes	2		
Total no of votes not retrieved from EVM	0		
Total no of tender votes	8		

Total Valid Votes Polled : **119463**

Name of the Winning Candidate

**Prakash (Bala) Vasant Sawant**

Date of Declaration

22nd October 2009



# GENERAL ELECTIONS TO STATE LEGISLATIVE ASSEMBLY 2009


No and name of the Constituency	177 Vandre West		
Date of Poll			
Date of counting of votes	22nd October 2009		
Total no of electors	Male	Female	Total
	155345	142574	297919
Total no of voters who voted	69410	58823	128233
Total no of Postal Votes	13		
Total no of valid votes	128245		
Total no of rejected votes	1		
Total no of votes not retrieved from EVM	0		
Total no of tender votes	6		

Name of the candidate	Party	Votes Polled	Percentage
1 Adv. Ashish Shelar	BJP	57,968	45.20
2 (Baba) Zaiuddin Siddique	INC	59,659	46.52
3 Tejpal Singh Chadha	BSP	1,248	0.97
4 Rizwan Merchant	SP	1,862	1.45
5 Khan Rahebar (Raja)	IND	5,132	4.00
6 Khaire Ganesh Vishwanath	IND	235	0.18
7 Malati Uttamrao Bedse	IND	202	0.16
8 Yadav Sanjay Kamlakar	IND	143	0.11
9 Lokre Nisar Mohd. Salim	IND	863	0.67
10 Shah Bharat Meghaji	IND	933	0.73

Total Valid Votes Polled : **128245**

Name of the Winning Candidate **(Baba) Zaiuddin Siddique**

Date of Declaration 22nd October 2009



# GENERAL ELECTIONS TO STATE LEGISLATIVE ASSEMBLY 2009


No and name of the Constituency	178 Dharavi (S.T.)		
Date of Poll			
Date of counting of votes	22nd October 2009		
Total no of electors	Male	Female	Total
	158128	110642	268770
Total no of voters who voted	61365	44150	105515
Total no of Postal Votes	8		
Total no of valid votes	105516		
Total no of rejected votes	7		
Total no of votes not retrieved from EVM	0		
Total no of tender votes	22		

Name of the candidate	Party	Votes Polled	Percentage
1 Gaikwad Varsha Eknath	INC	52,492	49.75
2 Raibage Manohar Kedari	SHS	42,783	40.55
3 Vishnu Ramachandra Gaikwad	BSP	7,269	6.89
4 Gaikwad Rahul Nathyaba	JD(S)	352	0.33
5 Raju Sahebrao Dalvi	RKSP	255	0.24
6 Daulatram Bhujingrao Kawle	IND	1,720	1.63
7 Lokhande Shanu Janardan	IND	645	0.61

Total Valid Votes Polled : **105516**

Name of the Winning Candidate **Gaikwad Varsha Eknath**

Date of Declaration 22nd October 2009



# GENERAL ELECTIONS TO STATE LEGISLATIVE ASSEMBLY 2009

No and name of the Constituency	179 Sion Koliwada		
Date of Poll			
Date of counting of votes	22nd October 2009		
Total no of electors	Male	Female	Total
	166067	124250	290317
Total no of voters who voted	69151	47521	116672
Total no of Postal Votes	15		
Total no of valid votes	116687		
Total no of rejected votes	0		
Total no of votes not retrieved from EVM	0		
Total no of tender votes	9		

Name of the candidate	Party	Votes Polled	Percentage
1 Adv. Ganesh Ayyer	BSP	3,030	2.60
2 Dr. Manisha Kayande	BJP	27,615	23.67
3 Shetty Jagannath Achanna	INC	45,638	39.11
4 Manoj Martandrao Sansare	RPI(A)	15,661	13.42
5 S. Ramanathan Thevar	AIADMK	1,005	0.86
6 Vinod Shantaram Khopkar	MNS	20,827	17.85
7 Umed Singh	IND	388	0.33
8 Adv. Umesh Chary	IND	352	0.30
9 Adv. Shakil Ahmed	IND	1,211	1.04
10 Shajad Abdul Kalil Siddiqee	IND	453	0.39
11 Sunita Mahendra Singh	IND	507	0.43

# GENERAL ELECTIONS TO STATE LEGISLATIVE ASSEMBLY 2009

No and name of the Constituency	179 Sion Koliwada		
Date of Poll			
Date of counting of votes	22nd October 2009		
Total no of electors	Male	Female	Total
	166067	124250	290317
Total no of voters who voted	69151	47521	116672
Total no of Postal Votes	15		
Total no of valid votes	116687		
Total no of rejected votes	0		
Total no of votes not retrieved from EVM	0		
Total no of tender votes	9		

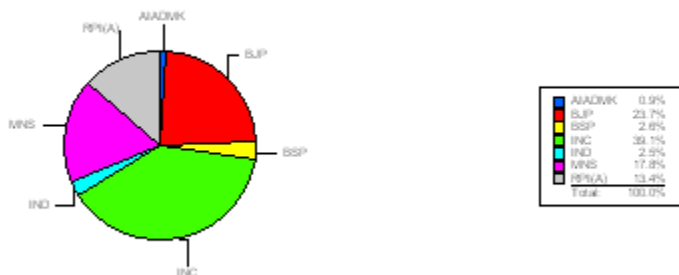
Total Valid Votes Polled : **116687**

Name of the Winning Candidate

**Shetty Jagannath Achanna**

Date of Declaration

22nd October 2009



# GENERAL ELECTIONS TO STATE LEGISLATIVE ASSEMBLY 2009

No and name of the Constituency	180 Wadala		
Date of Poll			
Date of counting of votes	22nd October 2009		
Total no of electors	Male	Female	Total
	130789	111837	242626
Total no of voters who voted	63278	48931	112209
Total no of Postal Votes	63		
Total no of valid votes	112270		
Total no of rejected votes	2		
Total no of votes not retrieved from EVM	0		
Total no of tender votes	4		

Name of the candidate	Party	Votes Polled	Percentage
1 Kalidas Nilkanth Kolambkar	INC	55,795	49.70
2 Kale Silvin Yohan	BSP	1,362	1.21
3 Digambar Dattaram Kandarkar	SHS	25,765	22.95
4 Arvind Ganpat Pawar	BBM	660	0.59
5 Pramod Shivaji Patil	MNS	24,022	21.40
6 Rohan Gauru Tambe	SVRP	292	0.26
7 Sachindbhai Dayanand Mohite	RPI(A)	3,272	2.91
8 Khan Ahmedulla Sakhavatali	IND	256	0.23
9 Khan Raza Husen Mohammed Islam	IND	237	0.21
10 Baban Ganpat Jadhav	IND	609	0.54

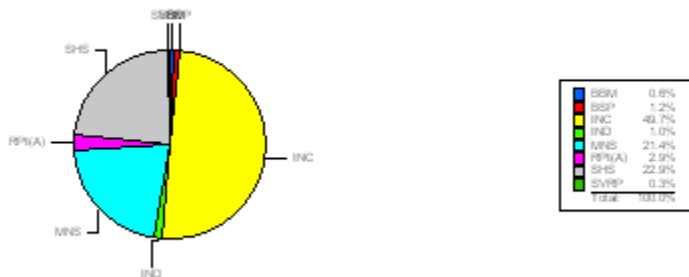
Total Valid Votes Polled : **112270**

Name of the Winning Candidate

**Kalidas Nilkanth Kolambkar**

Date of Declaration

22nd October 2009



# GENERAL ELECTIONS TO STATE LEGISLATIVE ASSEMBLY 2009

No and name of the Constituency	181 Mahim		
Date of Poll			
Date of counting of votes	22nd October 2009		
Total no of electors	Male	Female	Total
	131744	123962	255706
Total no of voters who voted	69277	59556	128833
Total no of Postal Votes	32		
Total no of valid votes	128862		
Total no of rejected votes	3		
Total no of votes not retrieved from EVM	0		
Total no of tender votes	4		

Name of the candidate	Party	Votes Polled	Percentage
1 Adesh Bandekar	SHS	36,364	28.22
2 Rajesh Maruti Kamble	BSP	605	0.47
3 Sada Sarvankar	INC	39,808	30.89
4 Nitin Vijaykumar Sardesai	MNS	48,734	37.82
5 Bhausaheb Sadashiv Shinde	SVRP	437	0.34
6 Khan Ajmal Yusuf	IND	154	0.12
7 Dilip Ramchandra Gandhi	IND	456	0.35
8 Vasant Bhaguji Jadhav	IND	1,890	1.47
9 Sunil J. Kore	IND	414	0.32

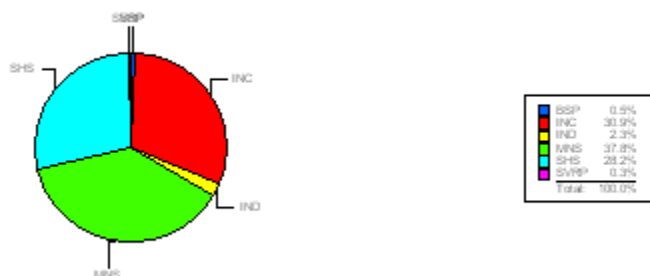
Total Valid Votes Polled : **128862**

Name of the Winning Candidate

**Nitin Vijaykumar Sardesai**

Date of Declaration

22nd October 2009



# GENERAL ELECTIONS TO STATE LEGISLATIVE ASSEMBLY 2009

No and name of the Constituency	182 Worli		
Date of Poll			
Date of counting of votes	22nd October 2009		
Total no of electors	Male	Female	Total
	161231	122295	283526
Total no of voters who voted	79794	58608	138402
Total no of Postal Votes	124		
Total no of valid votes	138507		
Total no of rejected votes	15		
Total no of votes not retrieved from EVM	4		
Total no of tender votes	7		

Name of the candidate	Party	Votes Polled	Percentage
1 Ahir Sachin Mohan	NCP	52,398	37.83
2 Ashish Chemburkar	SHS	47,104	34.01
3 Rajanish Shivaji Kamble	BSP	2,381	1.72
4 Kiran Shantaram Mane	LJSP	1,537	1.11
5 Jamadar Sanjay Chandrakant	MNS	32,542	23.49
6 Kataria Jitendra Kamabhai	IND	396	0.29
7 Gurram Balraj Somaya	IND	287	0.21
8 Parkar Vishram Somkant	IND	715	0.52
9 Bhise Shivaji Vitthal	IND	304	0.22
10 Dr. Mane Vijay Baburao	BBM	843	0.61

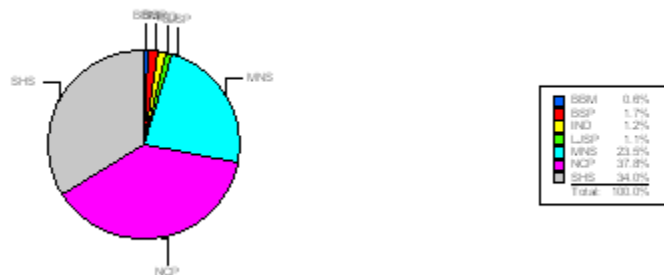
Total Valid Votes Polled : **138507**

Name of the Winning Candidate

**Ahir Sachin Mohan**

Date of Declaration

22nd October 2009



# GENERAL ELECTIONS TO STATE LEGISLATIVE ASSEMBLY 2009


No and name of the Constituency	183 Shivadi		
Date of Poll			
Date of counting of votes	22nd October 2009		
Total no of electors	Male	Female	Total
	151066	116947	268013
Total no of voters who voted	80976	59811	140787
Total no of Postal Votes	38		
Total no of valid votes	140825		
Total no of rejected votes	0		
Total no of votes not retrieved from EVM	0		
Total no of tender votes	2		

Name of the candidate	Party	Votes Polled	Percentage
1 Ghagare Narayan Sakharam	CPI	1,552	1.10
2 Tanaji Shiwaram Waydnade	BSP	747	0.53
3 Dagadu (Dada) Sakpal	SHS	57,912	41.12
4 Smita Choudhari (Dhruva)	INC	15,431	10.96
5 Bala Nandgaonkar	MNS	64,375	45.71
6 Ganesh Sonu Pawar	IND	317	0.23
7 Ramdas Sitaram Bhojane	IND	491	0.35

Total Valid Votes Polled : **140825**

Name of the Winning Candidate **Bala Nandgaonkar**

Date of Declaration 22nd October 2009



# GENERAL ELECTIONS TO STATE LEGISLATIVE ASSEMBLY 2009

No and name of the Constituency	184 Byculla		
Date of Poll			
Date of counting of votes	22nd October 2009		
Total no of electors	Male	Female	Total
	153641	117866	271507
Total no of voters who voted	67006	49232	116238
Total no of Postal Votes	34		
Total no of valid votes	116270		
Total no of rejected votes	2		
Total no of votes not retrieved from EVM	0		
Total no of tender votes	6		

	Name of the candidate	Party	Votes Polled	Percentage
1	Chavan Madhukar Balkrishna Alias Anna	INC	36,302	31.22
2	Tambe Bhagwan Ramdas	BSP	832	0.72
3	Yashwant Jadhav	SHS	20,692	17.80
4	Abdul Malik Chowdhary	PP	529	0.45
5	Arun Gulab Gawli Alias (Dady)	ABS	25,703	22.11
6	Aarzu Sarfaraz	SP	3,708	3.19
7	Sanjay Gopal Naik	MNS	27,198	23.39
8	Ansari Gulam Husain	IND	180	0.15
9	Firdosh Minocher Homavazir	IND	210	0.18
10	Sarvesh Prabhakar Malankar	IND	257	0.22
11	Sabir Sattar Chouhan	IND	130	0.11
12	Savio F. Pereira	IND	529	0.45

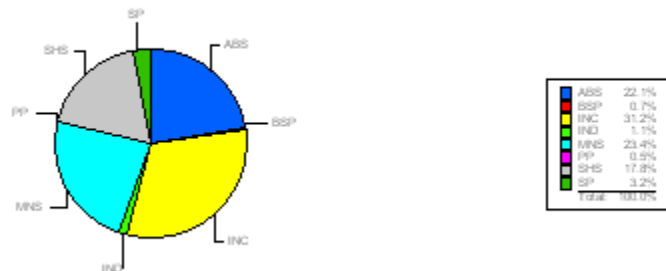
# GENERAL ELECTIONS TO STATE LEGISLATIVE ASSEMBLY 2009

No and name of the Constituency	184 Byculla		
Date of Poll			
Date of counting of votes	22nd October 2009		
Total no of electors	Male	Female	Total
	153641	117866	271507
Total no of voters who voted	67006	49232	116238
Total no of Postal Votes	34		
Total no of valid votes	116270		
Total no of rejected votes	2		
Total no of votes not retrieved from EVM	0		
Total no of tender votes	6		

Total Valid Votes Polled : **116270**

Name of the Winning Candidate **Chavan Madhukar Balkrishna Alias Anna**

Date of Declaration 22nd October 2009



# GENERAL ELECTIONS TO STATE LEGISLATIVE ASSEMBLY 2009

No and name of the Constituency	185 Malbar Hill		
Date of Poll			
Date of counting of votes	22nd October 2009		
Total no of electors	Male	Female	Total
	144410	126588	270998
Total no of voters who voted	69331	53302	122633
Total no of Postal Votes	9		
Total no of valid votes	122636		
Total no of rejected votes	6		
Total no of votes not retrieved from EVM	0		
Total no of tender votes	2		

Name of the candidate	Party	Votes Polled	Percentage
1 Bafna Rajkumar Sumermal	INC	33,971	27.70
2 Bhupendra Hamir Vinjuda	BSP	375	0.31
3 Mangal Prabhat Lodha	BJP	58,530	47.73
4 Adv. Archit Mohan Jaykar	MNS	25,949	21.16
5 Santosh Kundanlal Awatramani	PPI	731	0.60
6 Akbar Mohammed Khan	IND	110	0.09
7 Ansari Mustaque	IND	126	0.10
8 Aslam Abdul Hamid	IND	60	0.05
9 Ephania Helen Aruldas	IND	92	0.08
10 Keshavkumar Virjibhai Rathod	IND	91	0.07
11 Khan Afzal Mohd.	IND	71	0.06
12 Khan Mohammed Yusuf Ishaq	IND	332	0.27
13 Jitendra Kataria	IND	108	0.09
14 Tehmtan J. Dumasia	IND	552	0.45
15 Dinesh Harishchandra Potdar	IND	134	0.11
16 Devraj Narayan Vinjuda	IND	263	0.21
17 Pradeep Baban Ugale	IND	225	0.18
18 Bharati Keshav Sosa	IND	92	0.08
19 Mohammad Abbas Alam	IND	156	0.13
20 Yasin Gulam Mohammed Shaikh	IND	152	0.12
21 Vishnu Sitaram Mane	IND	207	0.17
22 Sayed Zulfikar Abrar	IND	55	0.04
23 Sayra Pathan	IND	72	0.06
24 Harish Mepabhai Wala	IND	182	0.15


# GENERAL ELECTIONS TO STATE LEGISLATIVE ASSEMBLY 2009

No and name of the Constituency	185 Malbar Hill		
Date of Poll			
Date of counting of votes	22nd October 2009		
Total no of electors	Male	Female	Total
	144410	126588	270998
Total no of voters who voted	69331	53302	122633
Total no of Postal Votes	9		
Total no of valid votes	122636		
Total no of rejected votes	6		
Total no of votes not retrieved from EVM	0		
Total no of tender votes	2		

Total Valid Votes Polled : **122636**

Name of the Winning Candidate **Mangal Prabhat Lodha**

Date of Declaration 22nd October 2009



# GENERAL ELECTIONS TO STATE LEGISLATIVE ASSEMBLY 2009

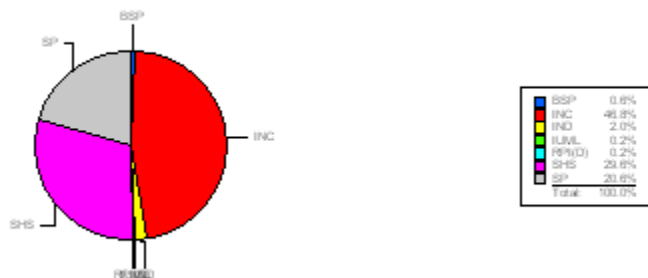
No and name of the Constituency	186 Mumbadevi		
Date of Poll			
Date of counting of votes	22nd October 2009		
Total no of electors	Male	Female	Total
	150201	111062	261263
Total no of voters who voted	58426	38265	96691
Total no of Postal Votes	27		
Total no of valid votes	96705		
Total no of rejected votes	13		
Total no of votes not retrieved from EVM	0		
Total no of tender votes	11		

Name of the candidate	Party	Votes Polled	Percentage
1 Anil Chandrakant Padwal	SHS	28,646	29.62
2 Amin Patel	INC	45,285	46.83
3 Pathan Mohd. Nasir	BSP	553	0.57
4 Bashir Moosa Patel	SP	19,936	20.62
5 Mohammed Amir Shaikh (Montu)	RPI(D)	228	0.24
6 Dr. Shaikh Shahid Ahmed	IUML	146	0.15
7 Jain Mukesh Nemichand	IND	486	0.50
8 Basharat Ismail Peerbhoy	IND	160	0.17
9 Yakub Khand usman Khan	IND	1,265	1.31

Total Valid Votes Polled : **96705**

Name of the Winning Candidate **Amin Patel**

Date of Declaration 22nd October 2009



# GENERAL ELECTIONS TO STATE LEGISLATIVE ASSEMBLY 2009

No and name of the Constituency	187 Colaba		
Date of Poll			
Date of counting of votes	22nd October 2009		
Total no of electors	Male	Female	Total
	165811	109224	275035
Total no of voters who voted	59902	38716	98618
Total no of Postal Votes	9		
Total no of valid votes	98627		
Total no of rejected votes	0		
Total no of votes not retrieved from EVM	0		
Total no of tender votes	10		

Name of the candidate	Party	Votes Polled	Percentage
1 Annie Shekhar	INC	39,779	40.33
2 Ilyas Khan (ILU)	BSP	865	0.88
3 Raj K. Purohit	BJP	31,722	32.16
4 Arvind Dnyaneshwar Gawde	MNS	22,756	23.07
5 Manohar Gopal Jadhav	RPI(A)	685	0.69
6 Kantibhai Thakorbbhai Patel	IND	562	0.57
7 Jain Surendra Kumar	IND	138	0.14
8 Narayanrao Alve	IND	168	0.17
9 Minoosavakshaw Nalawalla	IND	309	0.31
10 Mohammed Asif Lakhani	IND	150	0.15
11 Rushant Vartak	IND	156	0.16
12 L. D. Mendes	IND	166	0.17
13 Shahbaz Khan	IND	663	0.67
14 Shailesh Suresh Pawar	IND	508	0.52

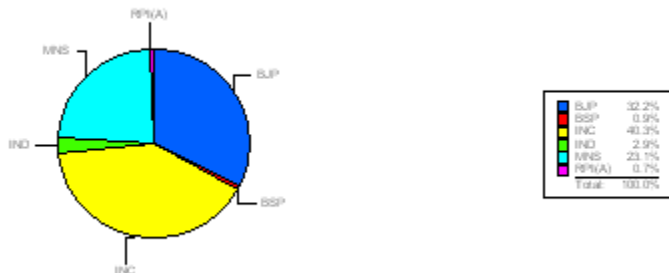
# GENERAL ELECTIONS TO STATE LEGISLATIVE ASSEMBLY 2009

No and name of the Constituency	187 Colaba		
Date of Poll			
Date of counting of votes	22nd October 2009		
Total no of electors	Male	Female	Total
	165811	109224	275035
Total no of voters who voted	59902	38716	98618
Total no of Postal Votes	9		
Total no of valid votes	98627		
Total no of rejected votes	0		
Total no of votes not retrieved from EVM	0		
Total no of tender votes	10		

Total Valid Votes Polled : **98627**

Name of the Winning Candidate **Annie Shekhar**

Date of Declaration 22nd October 2009



# GENERAL ELECTIONS TO STATE LEGISLATIVE ASSEMBLY 2009

No and name of the Constituency	188 Panvel		
Date of Poll			
Date of counting of votes	22nd October 2009		
Total no of electors	Male	Female	Total
	143702	122831	266533
Total no of voters who voted	88386	75408	163794
Total no of Postal Votes	505		
Total no of valid votes	164258		
Total no of rejected votes	40		
Total no of votes not retrieved from EVM	1		
Total no of tender votes	10		

Name of the candidate	Party	Votes Polled	Percentage
1 Thakur Prashant Tukaram	BSP	1,167	0.71
2 Prashant Ramsheth Thakur	INC	80,671	49.11
3 Patil Kesarinath Vinayak	MNS	8,818	5.37
4 Balram Dattareya Patil	PWPI	67,710	41.22
5 Kantilal Hansaraj Gangar	IND	406	0.25
6 Patil Balaram Gajanan	IND	642	0.39
7 Patil Balaram Jayram	IND	113	0.07
8 Patil Balaram Dattusheth	IND	189	0.12
9 Patil Balaram Namdev	IND	155	0.09
10 Patil Balusheth	IND	610	0.37
11 Maheshwar Damoder Tandel	IND	785	0.48
12 Raghunatha Nair	IND	440	0.27
13 Ramsheth Thakur	IND	1,294	0.79
14 Ravindra Kashinath Patil	IND	1,258	0.77

# GENERAL ELECTIONS TO STATE LEGISLATIVE ASSEMBLY 2009

No and name of the Constituency	188 Panvel		
Date of Poll			
Date of counting of votes	22nd October 2009		
Total no of electors	Male	Female	Total
	143702	122831	266533
Total no of voters who voted	88386	75408	163794
Total no of Postal Votes	505		
Total no of valid votes	164258		
Total no of rejected votes	40		
Total no of votes not retrieved from EVM	1		
Total no of tender votes	10		

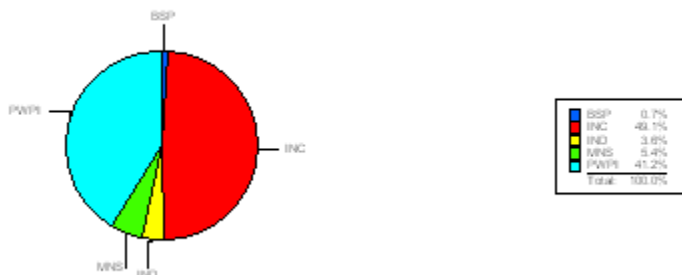
Total Valid Votes Polled : **164258**

Name of the Winning Candidate

**Prashant Ramsheth Thakur**

Date of Declaration

22nd October 2009



# GENERAL ELECTIONS TO STATE LEGISLATIVE ASSEMBLY 2009

No and name of the Constituency	189 Karjat		
Date of Poll			
Date of counting of votes	22nd October 2009		
	Male	Female	Total
Total no of electors	111041	100482	211523
Total no of voters who voted	80100	65152	145252
Total no of Postal Votes	300		
Total no of valid votes	145543		
Total no of rejected votes	9		
Total no of votes not retrieved from EVM	0		
Total no of tender votes	12		

Name of the candidate	Party	Votes Polled	Percentage
1 Adv. Gopal Gunja Shelake	CPI	1,382	0.95
2 Jadhav Rahul Laxman	BSP	2,358	1.62
3 Devendra Satam	SHS	25,917	17.81
4 Sureshbhau narayan Lad	NCP	41,727	28.67
5 Uttam Maya Jadhav	RPI(A)	6,441	4.43
6 Eknath Pandurang Pingale	MNS	16,876	11.60
7 Abhange Sanjay Ganapat	IND	602	0.41
8 Ghogare Ramesh Ganu	IND	2,351	1.62
9 Pundlik (Bandhu) Tukaram Patil	IND	5,092	3.50
10 Manohar Ganu Padir	IND	1,300	0.89
11 Mahabdi Santosh Madhukar	IND	831	0.57
12 Raja Dhaoo Dhumane	IND	1,414	0.97
13 Savalaram Hiraji Jadhav	IND	12,749	8.76
14 Suresh Lad	IND	1,516	1.04
15 Hanumant Yashwant Pingale	IND	24,987	17.17

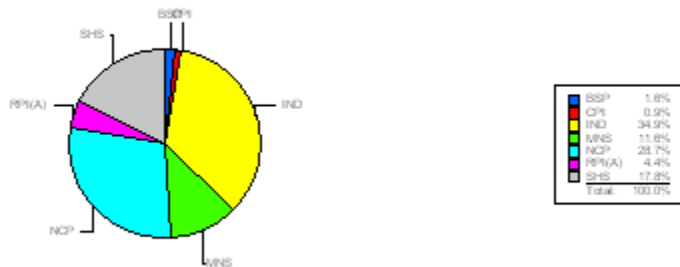
# GENERAL ELECTIONS TO STATE LEGISLATIVE ASSEMBLY 2009

No and name of the Constituency	189 Karjat		
Date of Poll			
Date of counting of votes	22nd October 2009		
Total no of electors	Male	Female	Total
	111041	100482	211523
Total no of voters who voted	80100	65152	145252
Total no of Postal Votes	300		
Total no of valid votes	145543		
Total no of rejected votes	9		
Total no of votes not retrieved from EVM	0		
Total no of tender votes	12		

Total Valid Votes Polled : **145543**

Name of the Winning Candidate **Sureshbhau narayan Lad**

Date of Declaration 22nd October 2009



# GENERAL ELECTIONS TO STATE LEGISLATIVE ASSEMBLY 2009


No and name of the Constituency	190 Uran		
Date of Poll			
Date of counting of votes	22nd October 2009		
Total no of electors	Male	Female	Total
	115173	107719	222892
Total no of voters who voted	82134	69751	151885
Total no of Postal Votes	326		
Total no of valid votes	152118		
Total no of rejected votes	93		
Total no of votes not retrieved from EVM	0		
Total no of tender votes	13		

Name of the candidate	Party	Votes Polled	Percentage
1 Mhatre Sham Gajanan	BSP	2,380	1.56
2 Mhatre Shyam Padaji	INC	61,992	40.75
3 Ushatai Pandurang Kamble	BBM	2,266	1.49
4 Patil Vivekanand Shankar	PWPI	82,017	53.92
5 Kadu Madhukar Sudam	IND	1,718	1.13
6 Gajanan Balaram Tandell	IND	1,745	1.15

Total Valid Votes Polled : **152118**

Name of the Winning Candidate **Patil Vivekanand Shankar**

Date of Declaration 22nd October 2009



# GENERAL ELECTIONS TO STATE LEGISLATIVE ASSEMBLY 2009

No and name of the Constituency	191 Pen		
Date of Poll			
Date of counting of votes	22nd October 2009		
	Male	Female	Total
Total no of electors	124626	120047	244673
Total no of voters who voted	92684	84485	177169
Total no of Postal Votes	584		
Total no of valid votes	177725		
Total no of rejected votes	28		
Total no of votes not retrieved from EVM	0		
Total no of tender votes	11		

Name of the candidate	Party	Votes Polled	Percentage
1 Patil Raviseth Dagadu	INC	53,141	29.90
2 Raut Bhiku Sitaram	BSP	1,437	0.81
3 Dhairyashil Mohan Patil	PWPI	60,757	34.19
4 Tatkare Anil Dattatray	IND	49,992	28.13
5 Patil Ravindra Maruti	IND	1,236	0.70
6 Patil Ravindra Ramchandra	IND	499	0.28
7 Patil Vijay Keshav	IND	1,451	0.82
8 Ballal Govind Puranik	IND	896	0.50
9 Mohan Ramachandra Patil	IND	1,274	0.72
10 Ravidnra Baliram Patil	IND	1,452	0.82
11 Sandip Pandurang Parte	IND	948	0.53
12 Harishchandra Bhaguram Bekawade	IND	4,642	2.61

# GENERAL ELECTIONS TO STATE LEGISLATIVE ASSEMBLY 2009

No and name of the Constituency	191 Pen		
Date of Poll			
Date of counting of votes	22nd October 2009		
Total no of electors	Male	Female	Total
	124626	120047	244673
Total no of voters who voted	92684	84485	177169
Total no of Postal Votes	584		
Total no of valid votes	177725		
Total no of rejected votes	28		
Total no of votes not retrieved from EVM	0		
Total no of tender votes	11		

Total Valid Votes Polled : **177725**

Name of the Winning Candidate **Dhairyashil Mohan Patil**

Date of Declaration 22nd October 2009



# GENERAL ELECTIONS TO STATE LEGISLATIVE ASSEMBLY 2009

No and name of the Constituency	192 Alibag		
Date of Poll			
Date of counting of votes	22nd October 2009		
Total no of electors	Male	Female	Total
	123970	122021	245991
Total no of voters who voted	87763	85361	173124
Total no of Postal Votes	662		
Total no of valid votes	173783		
Total no of rejected votes	3		
Total no of votes not retrieved from EVM	0		
Total no of tender votes	7		

Name of the candidate	Party	Votes Polled	Percentage
1 Anil Baban Gaikwad	BSP	1,937	1.11
2 Thakur Madhukar Shankar	INC	69,025	39.72
3 Meenakshi Prabhakar Patil	PWPI	93,173	53.61
4 Halade Nainuddin Jainuddin	JSS	1,384	0.80
5 Minakshi Patil	IND	810	0.47
6 Minakshi Prabhakar Patil	IND	1,608	0.93
7 Meenakshi Pruthwiraj Patil	IND	711	0.41
8 Rajaram Narayan Patil	IND	2,175	1.25
9 Subhash Janardan Patil	IND	1,277	0.73
10 Sanjay Kashinath Patil	IND	1,683	0.97

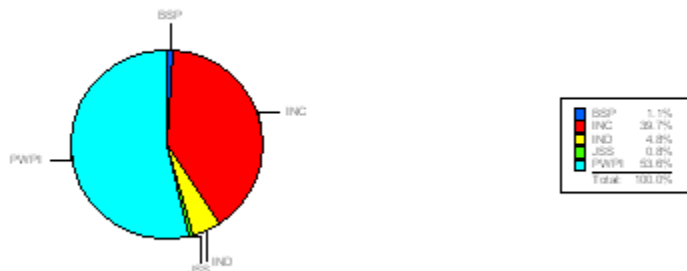
Total Valid Votes Polled : **173783**

Name of the Winning Candidate

**Meenakshi Prabhakar Patil**

Date of Declaration

22nd October 2009



# GENERAL ELECTIONS TO STATE LEGISLATIVE ASSEMBLY 2009


No and name of the Constituency	193 Shriwardhan		
Date of Poll			
Date of counting of votes	22nd October 2009		
Total no of electors	Male	Female	Total
	100771	113854	214625
Total no of voters who voted	64144	74069	138213
Total no of Postal Votes	434		
Total no of valid votes	138643		
Total no of rejected votes	4		
Total no of votes not retrieved from EVM	0		
Total no of tender votes	0		

Name of the candidate	Party	Votes Polled	Percentage
1 Ubhare Farid Faruk	BSP	2,273	1.64
2 Tatkare Sunil Dattatrey	NCP	66,141	47.71
3 Tukaram Surve	SHS	55,270	39.86
4 Kawade Shripal Balaji	RPI(A)	1,497	1.08
5 Dr. Singh Narendra Ramlaxman	BBM	937	0.68
6 Abhijeet Dipak Sable	IND	1,433	1.03
7 Gulam Peshaimam	IND	7,210	5.20
8 Faisal Popere	IND	3,882	2.80

Total Valid Votes Polled : **138643**

Name of the Winning Candidate **Tatkare Sunil Dattatrey**

Date of Declaration 22nd October 2009



# GENERAL ELECTIONS TO STATE LEGISLATIVE ASSEMBLY 2009

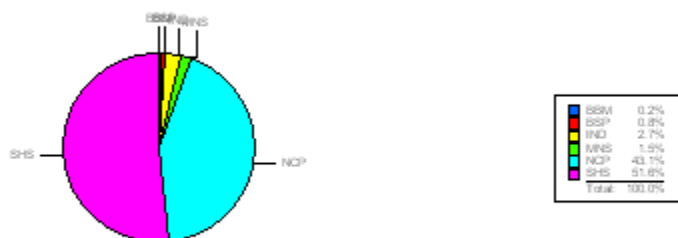
No and name of the Constituency	194 Mahad		
Date of Poll			
Date of counting of votes	22nd October 2009		
Total no of electors	Male	Female	Total
	117938	122736	240674
Total no of voters who voted	82001	83418	165419
Total no of Postal Votes	565		
Total no of valid votes	165959		
Total no of rejected votes	25		
Total no of votes not retrieved from EVM	0		
Total no of tender votes	7		

Name of the candidate	Party	Votes Polled	Percentage
1 Jagtap Manik Motiram	NCP	71,600	43.14
2 Bharat Shet Gogawale	SHS	85,650	51.61
3 Madhukar Gangaram Gaikwad	BSP	1,332	0.80
4 Kundan Keru Hate	BBM	404	0.24
5 Jadhav Kisho Narayan	MNS	2,540	1.53
6 Tadphale Shekhar Ganesh	IND	405	0.24
7 Prabhakar More	IND	380	0.23
8 Mangesh Sudam Tambe	IND	1,334	0.80
9 Sondkar Rajendra Ganapat	IND	2,314	1.39

Total Valid Votes Polled : **165959**

Name of the Winning Candidate **Bharat Shet Gogawale**

Date of Declaration 22nd October 2009



# GENERAL ELECTIONS TO STATE LEGISLATIVE ASSEMBLY 2009

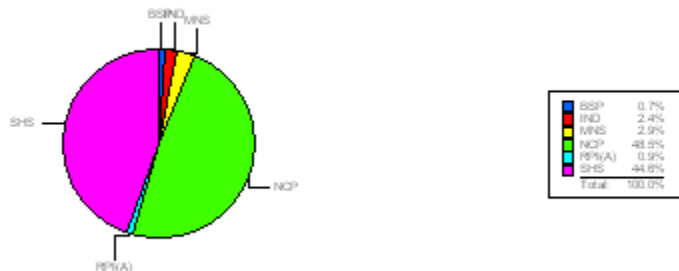
No and name of the Constituency	195 Junnar		
Date of Poll			
Date of counting of votes	22nd October 2009		
Total no of electors	Male	Female	Total
	131961	126131	258092
Total no of voters who voted	87275	75656	162931
Total no of Postal Votes	621		
Total no of valid votes	163536		
Total no of rejected votes	16		
Total no of votes not retrieved from EVM	0		
Total no of tender votes	3		

Name of the candidate	Party	Votes Polled	Percentage
1 Asha Dattatray Buchake	SHS	72,902	44.58
2 Benake Vallabh Dattaray	NCP	79,360	48.53
3 Bhosale Sunil Rangnath	BSP	1,214	0.74
4 Adv. Krishna Dashrath Lande	MNS	4,741	2.90
5 Rakshe Popat Sakharam	RPI(A)	1,413	0.86
6 Kharat Sukhdeo Ganpat	IND	494	0.30
7 Chilap Vasant Sawalaram	IND	1,324	0.81
8 Shinde Shankar Tukaram	IND	2,088	1.28

Total Valid Votes Polled : **163536**

Name of the Winning Candidate **Benake Vallabh Dattaray**

Date of Declaration 22nd October 2009



# GENERAL ELECTIONS TO STATE LEGISLATIVE ASSEMBLY 2009

No and name of the Constituency	196 Ambegaon		
Date of Poll			
Date of counting of votes	22nd October 2009		
Total no of electors	Male	Female	Total
	127744	121474	249218
Total no of voters who voted	91616	79442	171058
Total no of Postal Votes	591		
Total no of valid votes	171649		
Total no of rejected votes	0		
Total no of votes not retrieved from EVM	0		
Total no of tender votes	8		

Name of the candidate	Party	Votes Polled	Percentage
1 Adhalrao Kalpana Shivaji	SHS	62,502	36.41
2 Anand Gunaji Sonawane	BSP	1,439	0.84
3 Diliprao Dattatray Walse Patil	NCP	99,851	58.17
4 Choudhari Parmeshwar Mahadu	RPI(A)	1,400	0.82
5 Dherange Sandeep Dashrath	MNS	1,233	0.72
6 Tatyasaheb Bhausahab Lokhande	IND	364	0.21
7 Bhaskar Namdevrao Gholap	IND	1,079	0.63
8 Sayyad Jafar Abbas Mahamd Ali	IND	390	0.23
9 Suresh Jayram Bhor	IND	836	0.49
10 Suresh Laxman Bhor	IND	649	0.38
11 Suhas Chandrakant Sahane	IND	1,906	1.11

# GENERAL ELECTIONS TO STATE LEGISLATIVE ASSEMBLY 2009

No and name of the Constituency	196 Ambegaon		
Date of Poll			
Date of counting of votes	22nd October 2009		
Total no of electors	Male	Female	Total
	127744	121474	249218
Total no of voters who voted	91616	79442	171058
Total no of Postal Votes	591		
Total no of valid votes	171649		
Total no of rejected votes	0		
Total no of votes not retrieved from EVM	0		
Total no of tender votes	8		

Total Valid Votes Polled : **171649**

Name of the Winning Candidate **Diliprao Dattatray Walse Patil**

Date of Declaration 22nd October 2009



# GENERAL ELECTIONS TO STATE LEGISLATIVE ASSEMBLY 2009

No and name of the Constituency	197 Khed Alandi		
Date of Poll			
Date of counting of votes	22nd October 2009		
Total no of electors	Male	Female	Total
	135416	124335	259751
Total no of voters who voted	92955	74096	167051
Total no of Postal Votes	629		
Total no of valid votes	167630		
Total no of rejected votes	50		
Total no of votes not retrieved from EVM	0		
Total no of tender votes	12		

Name of the candidate	Party	Votes Polled	Percentage
1 Ashok Shripati Khandebharad	SHS	43,934	26.21
2 Dilip Dattatray Mohite	NCP	64,726	38.61
3 Bhalerao Manohar Popat	BSP	1,734	1.03
4 Swati Bhalchandra Nilegaonkar	RPI(A)	1,538	0.92
5 Javalekar Rajesh Vasanttrao	IND	15,170	9.05
6 Thakur Ramdas Namdev	IND	40,528	24.18

Total Valid Votes Polled : **167630**

Name of the Winning Candidate

**Dilip Dattatray Mohite**

Date of Declaration

22nd October 2009



# GENERAL ELECTIONS TO STATE LEGISLATIVE ASSEMBLY 2009

No and name of the Constituency	198 Shirur		
Date of Poll			
Date of counting of votes	22nd October 2009		
Total no of electors	Male	Female	Total
	148419	136710	285129
Total no of voters who voted	100981	81554	182535
Total no of Postal Votes	751		
Total no of valid votes	183270		
Total no of rejected votes	10		
Total no of votes not retrieved from EVM	6		
Total no of tender votes	12		

Name of the candidate	Party	Votes Polled	Percentage
1 Awachar Murlidhar Vitthalrao	BSP	1,739	0.95
2 Ashok Raosaheb Pawar	NCP	53,936	29.43
3 Bandal Mangaldas Vitthalrao	BJP	37,996	20.73
4 Vikas Sadashiv Lavande	RSP	2,486	1.36
5 Prof. K. D. Kanchan	IND	13,645	7.45
6 Gavari Nivruttianna Ganpatrao	IND	20,521	11.20
7 Chaudhari Dhananjay Nanaso	IND	562	0.31
8 Adv. Daundkar Sumita Sampatrao	IND	750	0.41
9 Baburao Kashinath Pacharne	IND	46,369	25.30
10 Bidgar Ramkrishna Rakhmaji	IND	748	0.41
11 Bhadange Manik Sambhaji	IND	677	0.37
12 Adv. Laxman Bapurao Yele	IND	2,527	1.38
13 Sharad Krishnanand Gadre	IND	1,314	0.72

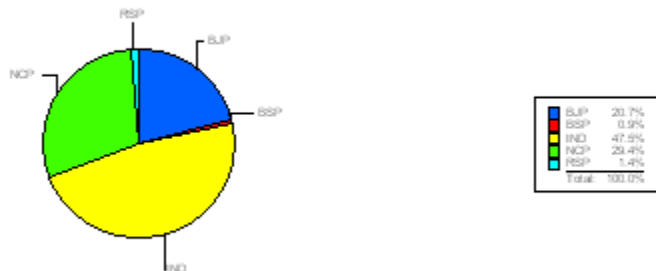
# GENERAL ELECTIONS TO STATE LEGISLATIVE ASSEMBLY 2009

No and name of the Constituency	198 Shirur		
Date of Poll			
Date of counting of votes	22nd October 2009		
Total no of electors	Male	Female	Total
	148419	136710	285129
Total no of voters who voted	100981	81554	182535
Total no of Postal Votes	751		
Total no of valid votes	183270		
Total no of rejected votes	10		
Total no of votes not retrieved from EVM	6		
Total no of tender votes	12		

Total Valid Votes Polled : **183270**

Name of the Winning Candidate **Ashok Raosaheb Pawar**

Date of Declaration 22nd October 2009



# GENERAL ELECTIONS TO STATE LEGISLATIVE ASSEMBLY 2009

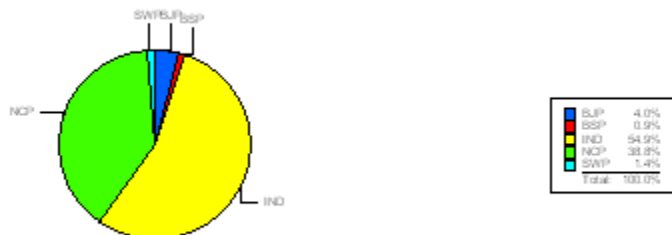
No and name of the Constituency	199 Daund		
Date of Poll			
Date of counting of votes	22nd October 2009		
Total no of electors	Male	Female	Total
	132178	122293	254471
Total no of voters who voted	93554	81393	174947
Total no of Postal Votes	1130		
Total no of valid votes	175913		
Total no of rejected votes	164		
Total no of votes not retrieved from EVM	0		
Total no of tender votes	5		

Name of the candidate	Party	Votes Polled	Percentage
1 Ajit Gulab Thokale	BSP	1,600	0.91
2 Kale Vasudev Shankarrao	BJP	7,063	4.02
3 Adv. Rahul Subhashrao Kul	NCP	68,322	38.84
4 Bhanudas Suresh Shinde	SWP	2,392	1.36
5 Pralhad Dagadu Mahadik	IND	748	0.43
6 Balu alias Balaso Tatyaba Mhaske	IND	399	0.23
7 Bhosale Devai Bhika	IND	1,452	0.83
8 Mangal Dattu Wagh	IND	5,553	3.16
9 Rameshrao Kisan Thorat	IND	85,764	48.75
10 Sanjay Ambadas Kamble	IND	2,620	1.49

Total Valid Votes Polled : **175913**

Name of the Winning Candidate **Rameshrao Kisan Thorat**

Date of Declaration 22nd October 2009



# GENERAL ELECTIONS TO STATE LEGISLATIVE ASSEMBLY 2009

No and name of the Constituency	200 Indapur		
Date of Poll			
Date of counting of votes	22nd October 2009		
Total no of electors	Male	Female	Total
	130245	118684	248929
Total no of voters who voted	101938	87848	189786
Total no of Postal Votes	1284		
Total no of valid votes	190685		
Total no of rejected votes	385		
Total no of votes not retrieved from EVM	0		
Total no of tender votes	9		

Name of the candidate	Party	Votes Polled	Percentage
1 Patil Harshavardhan Shahajirao	INC	92,729	48.63
2 Bhimrao Manikrao Bhosle Pa.	SHS	4,106	2.15
3 Shakil Makbul Sayyad	BSP	1,742	0.91
4 More Vasant Ganpat	SP	253	0.13
5 Kadale Bhimrao Anna	IND	255	0.13
6 Gaikwad Vikas Bhimrao	IND	392	0.21
7 Girish Madan Patil	IND	400	0.21
8 Zende Bhaurao Rajaram	IND	939	0.49
9 Dattatray Vithoba Bharane	IND	84,769	44.45
10 Pol Sudhir Arjun	IND	715	0.37
11 Bhosle Sharad Uttam	IND	301	0.16
12 Madane Machhindra Ganpat	IND	452	0.24
13 Londhe Mahadeo Bhagwan	IND	998	0.52
14 Shivajirao Waman Makhare	IND	2,634	1.38

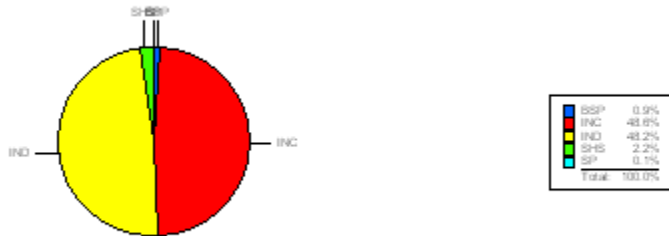
# GENERAL ELECTIONS TO STATE LEGISLATIVE ASSEMBLY 2009

No and name of the Constituency	200 Indapur		
Date of Poll			
Date of counting of votes	22nd October 2009		
Total no of electors	Male	Female	Total
	130245	118684	248929
Total no of voters who voted	101938	87848	189786
Total no of Postal Votes	1284		
Total no of valid votes	190685		
Total no of rejected votes	385		
Total no of votes not retrieved from EVM	0		
Total no of tender votes	9		

Total Valid Votes Polled : **190685**

Name of the Winning Candidate **Patil Harshavardhan Shahajirao**

Date of Declaration 22nd October 2009



# GENERAL ELECTIONS TO STATE LEGISLATIVE ASSEMBLY 2009

No and name of the Constituency	201 Baramati		
Date of Poll			
Date of counting of votes	22nd October 2009		
Total no of electors	Male	Female	Total
	150256	140272	290528
Total no of voters who voted	102368	85366	187734
Total no of Postal Votes	600		
Total no of valid votes	188325		
Total no of rejected votes	9		
Total no of votes not retrieved from EVM	0		
Total no of tender votes	3		

Name of the candidate	Party	Votes Polled	Percentage
1 Ajit Ananthrao Pawar	NCP	128,544	68.26
2 Kaluram V. Choudhari	BSP	6,037	3.21
3 Adv. Kale Rajendra Dattatraya	SHS	19,627	10.42
4 Dasharath Nana Raut	RSP	6,042	3.21
5 Kokare Shivaji Jaysing	IND	1,066	0.57
6 Jarad Vithal Dnyandev	IND	1,262	0.67
7 Taware Ranjankumar Shankarrao	IND	25,747	13.67

Total Valid Votes Polled : **188325**

Name of the Winning Candidate **Ajit Ananthrao Pawar**

Date of Declaration 22nd October 2009



# GENERAL ELECTIONS TO STATE LEGISLATIVE ASSEMBLY 2009

No and name of the Constituency	202 Purandar		
Date of Poll			
Date of counting of votes	22nd October 2009		
Total no of electors	Male	Female	Total
	141565	127944	269509
Total no of voters who voted	96227	80053	176280
Total no of Postal Votes	771		
Total no of valid votes	176957		
Total no of rejected votes	94		
Total no of votes not retrieved from EVM	0		
Total no of tender votes	12		

Name of the candidate	Party	Votes Polled	Percentage
1 Gaikwad Shrimant Rudrappa	BSP	1,427	0.81
2 Durgade Digambar Ganapat	NCP	44,529	25.16
3 Shivatare Vijay Sopanrao	SHS	67,998	38.43
4 Krushna Hirabhau Lohokare	MNS	11,180	6.32
5 Dada Jadhavrao	JD(S)	14,050	7.94
6 Dada Jadhav	IND	1,954	1.10
7 Vijay (Bapu) Dnyanoba Harpale	IND	1,564	0.88
8 Suresh Dada Baburao Veer	IND	742	0.42
9 Sanjay chandukaka jagtap	IND	33,513	18.94

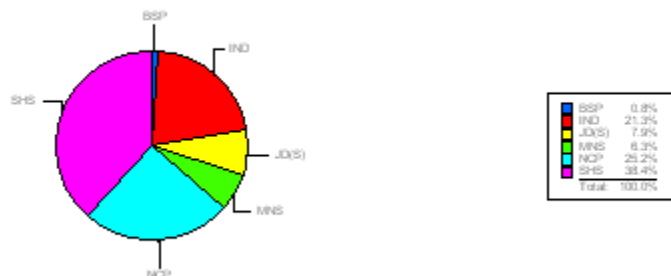
Total Valid Votes Polled : **176957**

Name of the Winning Candidate

**Shivatare Vijay Sopanrao**

Date of Declaration

22nd October 2009



# GENERAL ELECTIONS TO STATE LEGISLATIVE ASSEMBLY 2009

No and name of the Constituency	203 Bhor		
Date of Poll			
Date of counting of votes	22nd October 2009		
Total no of electors	Male	Female	Total
	148786	135598	284384
Total no of voters who voted	103570	85566	189136
Total no of Postal Votes	814		
Total no of valid votes	189744		
Total no of rejected votes	184		
Total no of votes not retrieved from EVM	22		
Total no of tender votes	5		

Name of the candidate	Party	Votes Polled	Percentage
1 Gaikwad Satish Nivrutti	BSP	1,472	0.78
2 Dhamale Sharad Bajirao	SHS	40,461	21.32
3 Thopte Sangram Anantrao	INC	59,041	31.12
4 Kadam Shrikant Raghu	RPI(A)	4,611	2.43
5 Garudkar Ravindra Baban	MNS	14,970	7.89
6 Ghare Moreshwar Chabanrao	IND	1,309	0.69
7 Darwarkar Revannath Krishna	IND	20,899	11.01
8 Dhumal Mansing Khanderao	IND	26,676	14.06
9 Padalghare Sudharkar Bhikoba	IND	810	0.43
10 Patil Ranjit Appasaheb	IND	766	0.40
11 Balasaheb Ramdas Chandere	IND	14,696	7.75
12 Bhosale Vikram Vilas	IND	1,262	0.67
13 Lekawale Santosh Mahadeo	IND	2,771	1.46

# GENERAL ELECTIONS TO STATE LEGISLATIVE ASSEMBLY 2009

No and name of the Constituency	203 Bhor		
Date of Poll			
Date of counting of votes	22nd October 2009		
Total no of electors	Male	Female	Total
	148786	135598	284384
Total no of voters who voted	103570	85566	189136
Total no of Postal Votes	814		
Total no of valid votes	189744		
Total no of rejected votes	184		
Total no of votes not retrieved from EVM	22		
Total no of tender votes	5		


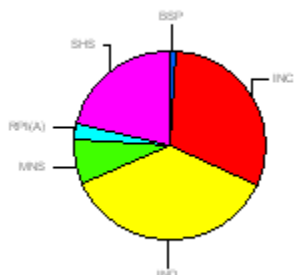
Total Valid Votes Polled : **189744**

Name of the Winning Candidate

**Thopte Sangram Anantrao**

Date of Declaration

22nd October 2009



# GENERAL ELECTIONS TO STATE LEGISLATIVE ASSEMBLY 2009

No and name of the Constituency	204 Maval		
Date of Poll			
Date of counting of votes	22nd October 2009		
Total no of electors	Male	Female	Total
	145781	134967	280748
Total no of voters who voted	100129	83181	183310
Total no of Postal Votes	322		
Total no of valid votes	183574		
Total no of rejected votes	58		
Total no of votes not retrieved from EVM	0		
Total no of tender votes	9		

Name of the candidate	Party	Votes Polled	Percentage
1 Kalokhe Dnyanoba Kisan	BSP	2,559	1.39
2 Babu Jaywantrao Bhegde	NCP	68,840	37.50
3 Bala Alies Sanjay Vishwanath Bhegde	BJP	83,158	45.30
4 Adv. Navnath Kundlik Gade	BBM	1,356	0.74
5 Ramesh Ramchandra Salve	RPI(A)	15,160	8.26
6 Raju Namdev Pinjan	MNS	8,472	4.62
7 Umakant Rameshwar Mishra	IND	758	0.41
8 Kadu Genu Baburao	IND	1,171	0.64
10 Prakash Dada Jain	IND	2,100	1.14


Total Valid Votes Polled : **183574**

Name of the Winning Candidate

**Bala Alies Sanjay Vishwanath Bhegde**

Date of Declaration

22nd October 2009



# GENERAL ELECTIONS TO STATE LEGISLATIVE ASSEMBLY 2009

No and name of the Constituency	205 Chinchwad		
Date of Poll			
Date of counting of votes	22nd October 2009		
Total no of electors	Male	Female	Total
	212478	179379	391857
Total no of voters who voted	109460	88021	197481
Total no of Postal Votes	542		
Total no of valid votes	197928		
Total no of rejected votes	93		
Total no of votes not retrieved from EVM	2		
Total no of tender votes	12		

Name of the candidate	Party	Votes Polled	Percentage
1 Appa Alias Shrirang Chandu Barne	SHS	72,166	36.46
2 Bhausahab Sopanrao Boir	INC	24,684	12.47
3 Vijay Nivrutti Waghmare	BSP	2,714	1.37
4 Nandana Balaso Gaikwad	BBM	371	0.19
5 Sharmale. R. B. (Advocate)	SP	827	0.42
6 Akka Alias Rekha Sanjay Shinde	IND	176	0.09
7 Imam Bashir Shaikh	IND	195	0.10
8 Kendale Ramdas Kailas	IND	418	0.21
9 Jagtap Laxman Pandurang	IND	78,741	39.78
10 Dhore Dashrath Vithoba	IND	437	0.22
11 Nandgude Vilasrao Eknath	IND	15,561	7.86
12 Pradeep Jadhav	IND	334	0.17
13 Pramod Tukaram Kesarkar	IND	375	0.19
14 Dr. Suresh Beri	IND	929	0.47

# GENERAL ELECTIONS TO STATE LEGISLATIVE ASSEMBLY 2009

No and name of the Constituency	205 Chinchwad		
Date of Poll			
Date of counting of votes	22nd October 2009		
Total no of electors	Male	Female	Total
	212478	179379	391857
Total no of voters who voted	109460	88021	197481
Total no of Postal Votes	542		
Total no of valid votes	197928		
Total no of rejected votes	93		
Total no of votes not retrieved from EVM	2		
Total no of tender votes	12		

Total Valid Votes Polled : **197928**

Name of the Winning Candidate **Jagtap Laxman Pandurang**

Date of Declaration 22nd October 2009



BSP	0.2%
BSP	1.4%
INC	12.9%
IND	48.7%
SHS	36.3%
SP	0.4%
Total	100.0%

# GENERAL ELECTIONS TO STATE LEGISLATIVE ASSEMBLY 2009

No and name of the Constituency	206 Pimpri		
Date of Poll			
Date of counting of votes	22nd October 2009		
	Male	Female	Total
Total no of electors	184571	159914	344485
Total no of voters who voted	82926	63393	146319
Total no of Postal Votes	162		
Total no of valid votes	146461		
Total no of rejected votes	20		
Total no of votes not retrieved from EVM	0		
Total no of tender votes	8		

Name of the candidate	Party	Votes Polled	Percentage
1 Anna Bansode	NCP	61,061	41.69
2 Amar Shankar Sable	BJP	51,534	35.19
3 Rajendra Kundlik Gaikwad	BSP	4,088	2.79
4 Kamble Manav Shripati	JD(S)	8,247	5.63
5 Er. Devendra Sahadeo Tayade	BBM	803	0.55
6 Vanita Sandeep Shelar	PRBP	440	0.30
7 Sonkamble Chandrakanta Laxman	RPI(A)	11,146	7.61
8 K.K.Kamble	IND	436	0.30
9 Adv. B.K. Kamble	IND	492	0.34
10 Gajarmal Vishwas Bhagwan	IND	999	0.68
11 Gaikwad Tarabai Bhagwan	IND	390	0.27
12 Gaikwad Babaso Sripati	IND	355	0.24
13 Bhalerao Raju Sudam	IND	583	0.40
14 Sham Abhimanyu Ghodke	IND	696	0.48
15 Shyamla Machindra Sonawane	IND	606	0.41
16 Sanjay Narayan Jagtap	IND	1,155	0.79
17 Harshwardhan Madhukar Meshram	IND	3,430	2.34

# GENERAL ELECTIONS TO STATE LEGISLATIVE ASSEMBLY 2009

No and name of the Constituency	206 Pimpri		
Date of Poll			
Date of counting of votes	22nd October 2009		
Total no of electors	Male	Female	Total
	184571	159914	344485
Total no of voters who voted	82926	63393	146319
Total no of Postal Votes	162		
Total no of valid votes	146461		
Total no of rejected votes	20		
Total no of votes not retrieved from EVM	0		
Total no of tender votes	8		

Total Valid Votes Polled : **146461**

Name of the Winning Candidate **Anna Bansode**

Date of Declaration 22nd October 2009



# GENERAL ELECTIONS TO STATE LEGISLATIVE ASSEMBLY 2009

No and name of the Constituency	207 Bhosari		
Date of Poll			
Date of counting of votes	22nd October 2009		
Total no of electors	Male	Female	Total
	192290	151803	344093
Total no of voters who voted	95561	69924	165485
Total no of Postal Votes	261		
Total no of valid votes	165713		
Total no of rejected votes	33		
Total no of votes not retrieved from EVM	0		
Total no of tender votes	3		

Name of the candidate	Party	Votes Polled	Percentage
1 Ubale Sulbha Rambhau	SHS	49,200	29.69
2 Mangalatai Ashok Kadam	NCP	26,798	16.17
3 Shaikh Abdul Said Talukdar	BSP	5,131	3.10
4 Sukumar Vasudeo Damle	CPI	1,255	0.76
5 Kaluram Raghunath Tapkir	HJP	145	0.09
6 Asha Ankush Landge	IND	336	0.20
7 Aba alias Dattatray R. Gaikwad	IND	6,641	4.01
8 S.T.Kamble	IND	200	0.12
9 Dattatray Laxman Gaikwd	IND	216	0.13
10 A. R. Devensan alias Robert Uncle	IND	268	0.16
11 Babasaheb Mahadeo Patil	IND	2,254	1.36
12 Rajaram Raut	IND	406	0.25
13 Vasanttrao (Nana) Londhe	IND	19,068	11.51
14 Vikas Mahadu Daravade	IND	568	0.34
15 Vilas Vithoba Lande	IND	50,472	30.46
16 Santoshbhau Kaluram Landge	IND	2,755	1.66

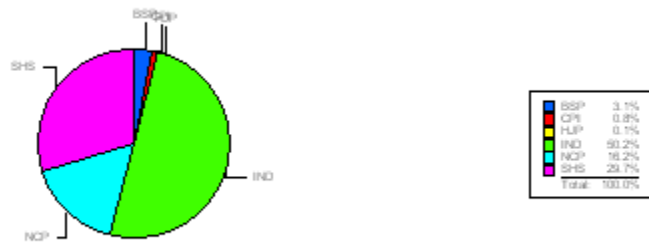
# GENERAL ELECTIONS TO STATE LEGISLATIVE ASSEMBLY 2009

No and name of the Constituency	207 Bhosari		
Date of Poll			
Date of counting of votes	22nd October 2009		
Total no of electors	Male	Female	Total
	192290	151803	344093
Total no of voters who voted	95561	69924	165485
Total no of Postal Votes	261		
Total no of valid votes	165713		
Total no of rejected votes	33		
Total no of votes not retrieved from EVM	0		
Total no of tender votes	3		

Total Valid Votes Polled : **165713**

Name of the Winning Candidate **Vilas Vithoba Lande**

Date of Declaration 22nd October 2009



# GENERAL ELECTIONS TO STATE LEGISLATIVE ASSEMBLY 2009

No and name of the Constituency	208 Vadgaonsheri		
Date of Poll			
Date of counting of votes	22nd October 2009		
Total no of electors	Male	Female	Total
	193355	172606	365961
Total no of voters who voted	92268	75099	167367
Total no of Postal Votes	151		
Total no of valid votes	167483		
Total no of rejected votes	35		
Total no of votes not retrieved from EVM	0		
Total no of tender votes	32		

Name of the candidate	Party	Votes Polled	Percentage
1 Chalwadi Hulgesh Mariappa	BSP	13,140	7.85
2 Bapusaheb Tukaram Pathore	NCP	72,034	43.01
3 Bhosale Ajay Jaywant	SHS	38,918	23.24
4 Endal Rajendra Shankarrao	MNS	28,579	17.06
5 Shakil Ibrahim Sayyad	PRBP	414	0.25
6 Sayyad Afsar Ibrahim	RPI(A)	11,381	6.80
7 Antony Fransis Bhosale	IND	524	0.31
8 Ismail Babulal Shaikh	IND	428	0.26
9 Nanabhau Shankar Lanke	IND	197	0.12
10 Pandhare Ramesh Manohar	IND	361	0.22
11 Rajendra Bhagat alias Jeetu Bhau	IND	497	0.30
12 Vadmare Vijayraj Yelaji	IND	393	0.23
13 Sham Ramdas Chandanshive	IND	617	0.37

# GENERAL ELECTIONS TO STATE LEGISLATIVE ASSEMBLY 2009

No and name of the Constituency	208 Vadgaonsheri		
Date of Poll			
Date of counting of votes	22nd October 2009		
Total no of electors	Male	Female	Total
	193355	172606	365961
Total no of voters who voted	92268	75099	167367
Total no of Postal Votes	151		
Total no of valid votes	167483		
Total no of rejected votes	35		
Total no of votes not retrieved from EVM	0		
Total no of tender votes	32		


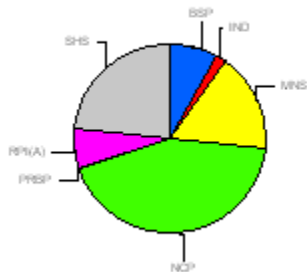
Total Valid Votes Polled : **167483**

Name of the Winning Candidate

**Bapusaheb Tukaram Pathore**

Date of Declaration

22nd October 2009



# GENERAL ELECTIONS TO STATE LEGISLATIVE ASSEMBLY 2009

No and name of the Constituency	209 Shivaji Nagar		
Date of Poll			
Date of counting of votes	22nd October 2009		
Total no of electors	Male	Female	Total
	155732	146519	302251
Total no of voters who voted	70242	59205	129447
Total no of Postal Votes	86		
Total no of valid votes	129529		
Total no of rejected votes	4		
Total no of votes not retrieved from EVM	0		
Total no of tender votes	21		

Name of the candidate	Party	Votes Polled	Percentage
1 Chavan Santosh Ramesh	BSP	1,638	1.26
2 Nimhan Vinayak Mahadev	INC	50,918	39.31
3 Prof. Vikas Mathkari	BJP	30,388	23.46
4 Goutam Vinayak Bhosale	BMSM	279	0.22
5 Ranjit Shrikant Shirole	MNS	26,143	20.18
6 Wadekar Parshuram Balkrishna	RPI(A)	15,920	12.29
7 Sachin Vitthal Ahire	PRBP	152	0.12
8 Sasane Suresh Baburao	ABS	157	0.12
9 Sanjay Kisan Bhingare	BBM	601	0.46
10 Kishor Pundalik Shinde	IND	1,207	0.93
11 Bodhe Subhash Gopalrao	IND	119	0.09
12 Manoj Sir alias Manohar Bajrang Kusalkar	IND	239	0.18
13 Mangaltai Pawar	IND	371	0.29
14 Rajesh Subhash Kamble	IND	231	0.18
15 Rajendra Bhagat Alias Jitubhau	IND	262	0.20
16 Shashikant Bhikaji Owhal	IND	431	0.33
17 Hanumant Goroba Pandagale	IND	473	0.37

# GENERAL ELECTIONS TO STATE LEGISLATIVE ASSEMBLY 2009

No and name of the Constituency	209 Shivaji Nagar		
Date of Poll			
Date of counting of votes	22nd October 2009		
Total no of electors	Male	Female	Total
	155732	146519	302251
Total no of voters who voted	70242	59205	129447
Total no of Postal Votes	86		
Total no of valid votes	129529		
Total no of rejected votes	4		
Total no of votes not retrieved from EVM	0		
Total no of tender votes	21		

Total Valid Votes Polled : **129529**

Name of the Winning Candidate

**Nimhan Vinayak Mahadev**

Date of Declaration

22nd October 2009



# GENERAL ELECTIONS TO STATE LEGISLATIVE ASSEMBLY 2009

No and name of the Constituency	210 Kothrud		
Date of Poll			
Date of counting of votes	22nd October 2009		
Total no of electors	Male	Female	Total
	173603	160090	333693
Total no of voters who voted	84292	70250	154542
Total no of Postal Votes	183		
Total no of valid votes	154701		
Total no of rejected votes	24		
Total no of votes not retrieved from EVM	0		
Total no of tender votes	31		

Name of the candidate	Party	Votes Polled	Percentage
1 Anna Joshi	NCP	19,095	12.34
2 Chandrakant Balbhim Mokate	SHS	52,055	33.65
3 Raju Shitaram Sanke	BSP	1,518	0.98
4 Adv. Kishor Nana Shinde	MNS	44,843	28.99
5 Pallavi Mohan Harshe	PRBP	410	0.27
6 Vijay Ramesh Bodekar	RSP	453	0.29
7 Himani Savarkar	ABHM	684	0.44
8 Abhangrao hemant Bhagvat	IND	182	0.12
9 Ujawal Keskar	IND	10,000	6.46
10 Jaywant mahadev Dahibhate	IND	705	0.46
11 Deepak Mankar	IND	22,853	14.77
12 Baladhe Deepak Baban	IND	239	0.15
13 Manohar Chandrabhan Borkar	IND	198	0.13
14 Dr. Yashraj Hiranman Parkhi	IND	794	0.51
15 Sunil Gulabrao Choudari	IND	672	0.43

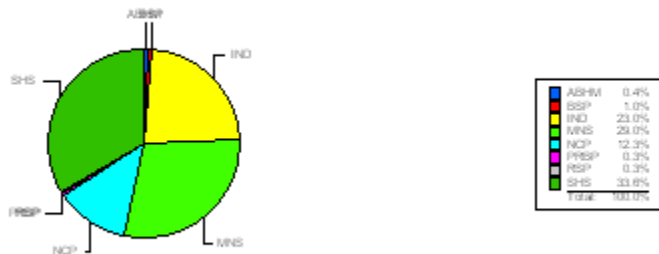
# GENERAL ELECTIONS TO STATE LEGISLATIVE ASSEMBLY 2009

No and name of the Constituency	210 Kothrud		
Date of Poll			
Date of counting of votes	22nd October 2009		
Total no of electors	Male	Female	Total
	173603	160090	333693
Total no of voters who voted	84292	70250	154542
Total no of Postal Votes	183		
Total no of valid votes	154701		
Total no of rejected votes	24		
Total no of votes not retrieved from EVM	0		
Total no of tender votes	31		

Total Valid Votes Polled : **154701**

Name of the Winning Candidate **Chandrakant Balbhim Mokate**

Date of Declaration 22nd October 2009



# GENERAL ELECTIONS TO STATE LEGISLATIVE ASSEMBLY 2009

No and name of the Constituency	211 Khadakwasla		
Date of Poll			
Date of counting of votes	22nd October 2009		
Total no of electors	Male	Female	Total
	188051	168097	356148
Total no of voters who voted	97470	78044	175514
Total no of Postal Votes	423		
Total no of valid votes	175840		
Total no of rejected votes	97		
Total no of votes not retrieved from EVM	0		
Total no of tender votes	13		

Name of the candidate	Party	Votes Polled	Percentage
1 Murlidhar Kisan Mohol	BJP	29,171	16.59
2 Vikas Pandharinath Dangat	NCP	56,488	32.12
3 Shelar Babaji Sitaram	BSP	1,378	0.78
4 Wanjale Ramesh Hiranman	MNS	79,006	44.93
5 Siddhu Hanumanta Kamble	RPI(A)	1,728	0.98
6 Dr. Smita Somnath Pol	BBM	571	0.32
7 Dilip Sudam Kolekar	IND	227	0.13
8 Balasaheb Kondiba Ghogare	IND	696	0.40
9 Yogesh Sonaba Randhir	IND	700	0.40
10 Landage Somnath Shankar	IND	4,392	2.50
11 Dr. Sadhana Pandit Pol	IND	493	0.28
12 Adv. Subhash Narhar Godse	IND	990	0.56

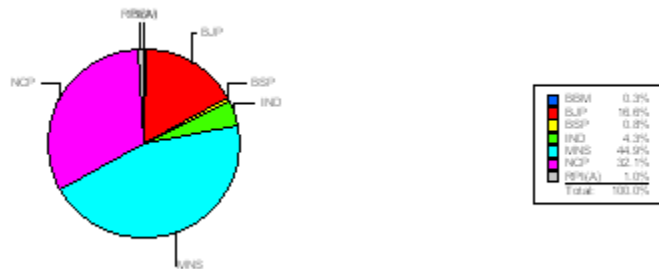
# GENERAL ELECTIONS TO STATE LEGISLATIVE ASSEMBLY 2009

No and name of the Constituency	211 Khadakwasla		
Date of Poll			
Date of counting of votes	22nd October 2009		
	Male	Female	Total
Total no of electors	188051	168097	356148
Total no of voters who voted	97470	78044	175514
Total no of Postal Votes	423		
Total no of valid votes	175840		
Total no of rejected votes	97		
Total no of votes not retrieved from EVM	0		
Total no of tender votes	13		

Total Valid Votes Polled : **175840**

Name of the Winning Candidate **Wanjale Ramesh Hiranman**

Date of Declaration 22nd October 2009



# GENERAL ELECTIONS TO STATE LEGISLATIVE ASSEMBLY 2009

No and name of the Constituency	212 Parvati		
Date of Poll			
Date of counting of votes	22nd October 2009		
Total no of electors	Male	Female	Total
	177602	162741	340343
Total no of voters who voted	84383	70277	154660
Total no of Postal Votes	93		
Total no of valid votes	154679		
Total no of rejected votes	0		
Total no of votes not retrieved from EVM	74		
Total no of tender votes	19		

Name of the candidate	Party	Votes Polled	Percentage
1 Kirantai Moghe	CPM	3,216	2.08
2 Jadhav Vijay Bhaskar	BSP	1,991	1.29
3 Taware Sachin Sham	NCP	46,743	30.22
4 Madhuri Satish Misal	BJP	64,959	42.00
5 Adv. Kiran Eknath Kadam	BBM	2,144	1.39
6 Krushna Madhukar Gaikwad	ANP	777	0.50
7 Gadade Shivaji Bhiwa	MNS	29,689	19.19
8 Akram Aslam Khan	IND	590	0.38
9 Ashok Prabhurao Boainwad	IND	125	0.08
10 Adv. Kasbekar Shridhar Limbaji	IND	155	0.10
11 Devkule Shrimant Jagannath	IND	208	0.13
12 Nitin Sir Dhond	IND	323	0.21
13 Dr. Pramod Prabhakar Bakare	IND	286	0.18
14 Bhagwat Raghunath Kamble	IND	1,140	0.74
15 Bhosale Surekha Sham	IND	205	0.13
16 Masa Prabhakar Kamble	IND	450	0.29
17 Maruti Gangaram Bhalerao	IND	498	0.32
18 Rajubhai Pardeshi	IND	183	0.12
19 Ram Tukaram Waghmare	IND	327	0.21
20 Shashikant Chandrakant Hanwate	IND	425	0.27
21 Shendage Ganesh Dadu	IND	245	0.16

# GENERAL ELECTIONS TO STATE LEGISLATIVE ASSEMBLY 2009

No and name of the Constituency	212 Parvati		
Date of Poll			
Date of counting of votes	22nd October 2009		
Total no of electors	Male	Female	Total
	177602	162741	340343
Total no of voters who voted	84383	70277	154660
Total no of Postal Votes	93		
Total no of valid votes	154679		
Total no of rejected votes	0		
Total no of votes not retrieved from EVM	74		
Total no of tender votes	19		

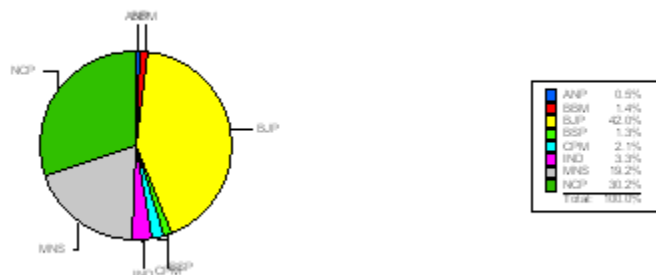
Total Valid Votes Polled : **154679**

Name of the Winning Candidate

**Madhuri Satish Misal**

Date of Declaration

22nd October 2009



# GENERAL ELECTIONS TO STATE LEGISLATIVE ASSEMBLY 2009

No and name of the Constituency	213 Hadapsar		
Date of Poll			
Date of counting of votes	22nd October 2009		
Total no of electors	Male	Female	Total
	193652	169355	363007
Total no of voters who voted	92970	71833	164803
Total no of Postal Votes	88		
Total no of valid votes	164871		
Total no of rejected votes	20		
Total no of votes not retrieved from EVM	0		
Total no of tender votes	44		

Name of the candidate	Party	Votes Polled	Percentage
1 Babar Mahadeo Ramachandra	SHS	65,517	39.74
2 Magar Vikram Shivaji	BSP	2,255	1.37
3 Shivarkar Chandrakant Vitthalrao	INC	55,208	33.49
4 Amanulla Mohammad Al Khan	BBM	918	0.56
5 Jyotirao Ankush Waghmare	PRBP	212	0.13
6 Bole Vasant Vithuji	LJSP	1,332	0.81
7 Vasant Krushna More	MNS	33,092	20.07
8 Vitthal Lakshman Satav	JD(S)	1,253	0.76
9 Shaikh Altaf Karim	BMSM	201	0.12
10 Salim Iqbal Tamboli	AIUDF	310	0.19
11 Agarwal Uttamchand Dalchand	IND	169	0.10
12 Dr. Kishore Dajiba Shahne	IND	393	0.24
13 Ganesh Deepak Dharmik	IND	177	0.11
14 Babulal Prabhakar Nambiar	IND	313	0.19
15 Raju Babanrao More	IND	323	0.20
16 Sakharam Kisan Palse	IND	996	0.60
17 Sunil Balkrishna Gaikwad	IND	1,037	0.63
18 Sunanda Shashiraj Manavi	IND	214	0.13
19 Harpale Balasaheb Nivrutti	IND	951	0.58

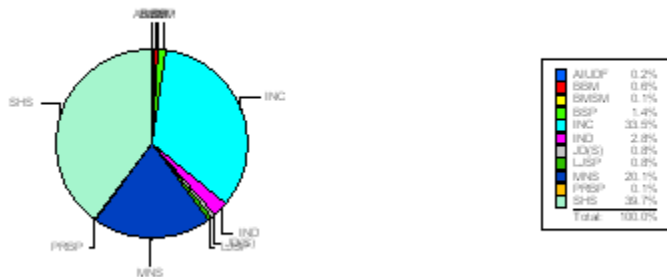
# GENERAL ELECTIONS TO STATE LEGISLATIVE ASSEMBLY 2009

No and name of the Constituency	213 Hadapsar		
Date of Poll			
Date of counting of votes	22nd October 2009		
Total no of electors	Male	Female	Total
	193652	169355	363007
Total no of voters who voted	92970	71833	164803
Total no of Postal Votes	88		
Total no of valid votes	164871		
Total no of rejected votes	20		
Total no of votes not retrieved from EVM	0		
Total no of tender votes	44		

Total Valid Votes Polled : **164871**

Name of the Winning Candidate **Babar Mahadeo Ramachandra**

Date of Declaration 22nd October 2009



# GENERAL ELECTIONS TO STATE LEGISLATIVE ASSEMBLY 2009

No and name of the Constituency	214 Pune Cantonment		
Date of Poll			
Date of counting of votes	22nd October 2009		
Total no of electors	Male	Female	Total
	164742	153604	318346
Total no of voters who voted	64097	50244	114341
Total no of Postal Votes	54		
Total no of valid votes	114386		
Total no of rejected votes	9		
Total no of votes not retrieved from EVM	0		
Total no of tender votes	17		

Name of the candidate	Party	Votes Polled	Percentage
1 Ovhal Kailash Baban	BSP	3,749	3.28
2 Bagwe Ramesh Anandrao	INC	65,638	57.38
3 Sadanand Krishna Shetty	SHS	28,313	24.75
4 Gaikwad Rohidas Gajanan	RPI(A)	5,093	4.45
5 Ayu. Deepali Niwritti Chavan	PRBP	244	0.21
6 Bappusaheb Sadashiv Bhosale	RPI(D)	1,938	1.69
7 Milind Datta Ahire	BBM	861	0.75
8 Arun Narayan Bhalerao	IND	186	0.16
9 Kadar Farid Patel	IND	364	0.32
10 Kevwal Madan Lote	IND	100	0.09
11 Gorakh Narayan Ghodke	IND	105	0.09
12 Ghode Shashikant Sarjerao	IND	173	0.15
13 Jafar Khurshid Chaudhari	IND	312	0.27
14 Nitin Rokade	IND	338	0.30
15 Mhaske Prashant Prabhakar	IND	212	0.19
16 Lakan Alias Laxman Baban Jawale	IND	953	0.83
17 Vivek Bansode	IND	4,950	4.33
18 Shendge Ganesh Dadu	IND	407	0.36
19 Suresh Tukaram Randive	IND	205	0.18
20 Sandeep Prakash Kamble	IND	245	0.21

# GENERAL ELECTIONS TO STATE LEGISLATIVE ASSEMBLY 2009

No and name of the Constituency	214 Pune Cantonment		
Date of Poll			
Date of counting of votes	22nd October 2009		
Total no of electors	Male	Female	Total
	164742	153604	318346
Total no of voters who voted	64097	50244	114341
Total no of Postal Votes	54		
Total no of valid votes	114386		
Total no of rejected votes	9		
Total no of votes not retrieved from EVM	0		
Total no of tender votes	17		


Total Valid Votes Polled : **114386**

Name of the Winning Candidate

**Bagwe Ramesh Anandrao**

Date of Declaration

22nd October 2009



# GENERAL ELECTIONS TO STATE LEGISLATIVE ASSEMBLY 2009

No and name of the Constituency	215 Kasaba Peth		
Date of Poll			
Date of counting of votes	22nd October 2009		
Total no of electors	Male	Female	Total
	159153	157940	317093
Total no of voters who voted	85001	70496	155497
Total no of Postal Votes	128		
Total no of valid votes	155587		
Total no of rejected votes	38		
Total no of votes not retrieved from EVM	0		
Total no of tender votes	18		

Name of the candidate	Party	Votes Polled	Percentage
1 Girish Bapat	BJP	54,982	35.34
2 Mohol Satish Baban	BSP	1,396	0.90
3 Rohit Dipak Tilak	INC	46,728	30.03
4 Anis Ahmmad	SP	1,110	0.71
5 Dhangekar Ravindra Hemraj	MNS	46,820	30.09
6 Milind Ramakant Ekbote	ABHM	1,027	0.66
7 Vaishali Vitthal Aahire	PRBP	144	0.09
8 Ajay Vasant Paithankar	IND	155	0.10
9 Abdul Gani Khan	IND	106	0.07
10 Ashok Ganpat Palkhe	IND	81	0.05
11 Aayshabi Naushad Sayyad	IND	99	0.06
12 Chavan Narayanrao Shahajirao	IND	188	0.12
13 Nana Kshirsagar	IND	130	0.08
14 Mahesh Sakat	IND	144	0.09
15 Yunus Abdul Karim Shaikh	IND	140	0.09
16 Rawade Baban Bansi	IND	648	0.42
17 Vinay Tukaram Londhe	IND	459	0.30
18 Vhankalas Parmeshwar Baburao	IND	206	0.13
19 Shaikh Abdul Rehman Vajirughi	IND	348	0.22
20 Shaikh Munaf Yusuf	IND	676	0.43

# GENERAL ELECTIONS TO STATE LEGISLATIVE ASSEMBLY 2009

No and name of the Constituency	215 Kasaba Peth		
Date of Poll			
Date of counting of votes	22nd October 2009		
Total no of electors	Male	Female	Total
	159153	157940	317093
Total no of voters who voted	85001	70496	155497
Total no of Postal Votes	128		
Total no of valid votes	155587		
Total no of rejected votes	38		
Total no of votes not retrieved from EVM	0		
Total no of tender votes	18		

Total Valid Votes Polled : **155587**

Name of the Winning Candidate **Girish Bapat**

Date of Declaration 22nd October 2009



# GENERAL ELECTIONS TO STATE LEGISLATIVE ASSEMBLY 2009

No and name of the Constituency	216 Akole (S.T.)		
Date of Poll			
Date of counting of votes	22nd October 2009		
Total no of electors	Male	Female	Total
	108529	101185	209714
Total no of voters who voted	74665	61619	136284
Total no of Postal Votes	980		
Total no of valid votes	137185		
Total no of rejected votes	79		
Total no of votes not retrieved from EVM	0		
Total no of tender votes	0		

Name of the candidate	Party	Votes Polled	Percentage
1 Katore Tulshiram Manga	CPM	7,455	5.43
2 Talpade Madhukar Shankar	SHS	50,964	37.15
3 Pichad Madhukar Kashianth	NCP	60,043	43.77
4 Barde Ahilaji Vithal	BSP	1,707	1.24
5 Ashok Yashwant Bhangre	IND	17,016	12.40

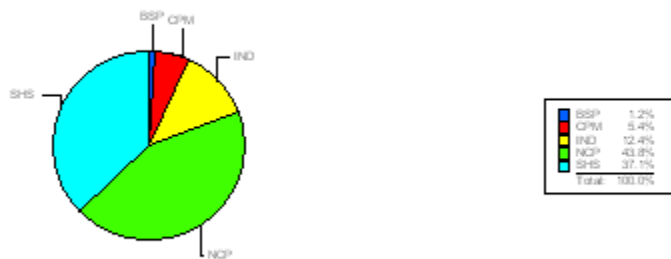
Total Valid Votes Polled : **137185**

Name of the Winning Candidate

**Pichad Madhukar Kashianth**

Date of Declaration

22nd October 2009



# GENERAL ELECTIONS TO STATE LEGISLATIVE ASSEMBLY 2009

No and name of the Constituency	217 Sangamner		
Date of Poll			
Date of counting of votes	22nd October 2009		
Total no of electors	Male	Female	Total
	118172	111047	229219
Total no of voters who voted	82596	69824	152420
Total no of Postal Votes	847		
Total no of valid votes	153134		
Total no of rejected votes	133		
Total no of votes not retrieved from EVM	0		
Total no of tender votes	9		

Name of the candidate	Party	Votes Polled	Percentage
1 Kadam Gajanan Baburao	BSP	1,084	0.71
2 Kute Babasaheb Dhondiba	SHS	41,310	26.98
3 Thorat Vijay alias Balasaheb Bhausahab	INC	96,686	63.14
4 Adv. Nishatai Shiurkar	SJP	4,227	2.76
5 Ashok Sakahari Khatal	IND	801	0.52
6 Kute Babasaheb Ramnath	IND	418	0.27
7 Gore Suryabhan Baburao	IND	538	0.35
8 Dr. Dere Bhanudas Genuji	IND	2,575	1.68
9 Pande Suman Subhash	IND	1,280	0.84
10 Randhir Babu Paraji	IND	2,772	1.81
11 Ramdas Laxman Suralkar	IND	1,443	0.94

# GENERAL ELECTIONS TO STATE LEGISLATIVE ASSEMBLY 2009

No and name of the Constituency	217 Sangamner		
Date of Poll			
Date of counting of votes	22nd October 2009		
Total no of electors	Male	Female	Total
	118172	111047	229219
Total no of voters who voted	82596	69824	152420
Total no of Postal Votes	847		
Total no of valid votes	153134		
Total no of rejected votes	133		
Total no of votes not retrieved from EVM	0		
Total no of tender votes	9		

Total Valid Votes Polled : **153134**

Name of the Winning Candidate **Thorat Vijay alias Balasaheb Bhausaheb**

Date of Declaration **22nd October 2009**



# GENERAL ELECTIONS TO STATE LEGISLATIVE ASSEMBLY 2009

No and name of the Constituency	218 Shirdi		
Date of Poll			
Date of counting of votes	22nd October 2009		
Total no of electors	Male	Female	Total
	110103	103123	213226
Total no of voters who voted	81412	70172	151584
Total no of Postal Votes	857		
Total no of valid votes	152306		
Total no of rejected votes	135		
Total no of votes not retrieved from EVM	0		
Total no of tender votes	0		

Name of the candidate	Party	Votes Polled	Percentage
1 Patil Vikhe Radakrishna Eknathrao	INC	80,301	52.72
2 Dr. Pipada Rajendra Madanlal	SHS	66,992	43.99
3 Balasaheb Bhaskar Aware	BSP	1,102	0.72
4 Vijay Govind Wakchoure	RPI(A)	777	0.51
5 Nikale Bharat Kachru	IND	237	0.16
6 Patil Sainath Sridhar	IND	235	0.15
7 Yadav Bhanudas Namdeo	IND	458	0.30
8 Sayyad Abdulrahim Buban	IND	667	0.44
9 Sandanshiv Sunil Bhagwan	IND	1,537	1.01


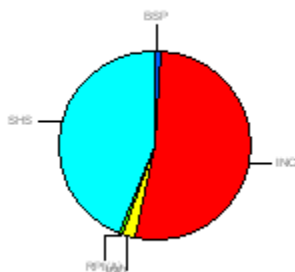
Total Valid Votes Polled : **152306**

Name of the Winning Candidate

**Patil Vikhe Radakrishna Eknathrao**

Date of Declaration

22nd October 2009



# GENERAL ELECTIONS TO STATE LEGISLATIVE ASSEMBLY 2009

No and name of the Constituency	219 Kopargaon		
Date of Poll			
Date of counting of votes	22nd October 2009		
	Male	Female	Total
Total no of electors	116704	110319	227023
Total no of voters who voted	90313	82150	172463
Total no of Postal Votes	948		
Total no of valid votes	173390		
Total no of rejected votes	21		
Total no of votes not retrieved from EVM	0		
Total no of tender votes	0		

Name of the candidate	Party	Votes Polled	Percentage
1 Kale Ashokrao Shankarrao	SHS	84,680	48.84
2 Bipindada Shankarrao Kolhe	NCP	77,989	44.98
3 Avare Sanjay Bhaskar	BSP	626	0.36
4 Gunjal Prabhakar Bhaupatil	SVRP	170	0.10
5 Jadhav Balasaheb Karbhari	MNS	1,295	0.75
6 Damale Babasaheb Gangadhar	RPI(A)	4,431	2.56
7 Nanda Balu Jadhav	BBM	165	0.10
8 Kacharu Nagu Waghmare	IND	190	0.11
9 Kale Ashok Chandrabhan	IND	176	0.10
10 Kale Ashok Suryabhan	IND	862	0.50
11 Kolhe Bipin Chhaburao	IND	1,513	0.87
12 Seni Sunil Babulal	IND	1,293	0.75

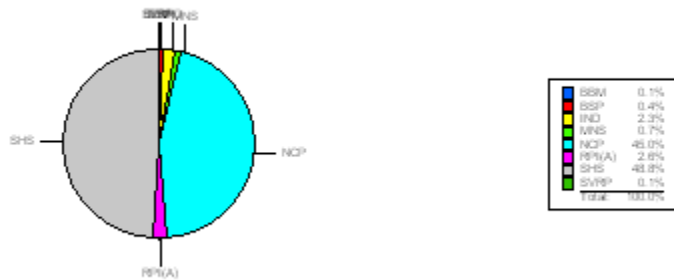
# GENERAL ELECTIONS TO STATE LEGISLATIVE ASSEMBLY 2009

No and name of the Constituency	219 Kopargaon		
Date of Poll			
Date of counting of votes	22nd October 2009		
Total no of electors	Male	Female	Total
	116704	110319	227023
Total no of voters who voted	90313	82150	172463
Total no of Postal Votes	948		
Total no of valid votes	173390		
Total no of rejected votes	21		
Total no of votes not retrieved from EVM	0		
Total no of tender votes	0		

Total Valid Votes Polled : **173390**

Name of the Winning Candidate **Kale Ashokrao Shankarrao**

Date of Declaration 22nd October 2009



# GENERAL ELECTIONS TO STATE LEGISLATIVE ASSEMBLY 2009

No and name of the Constituency	220 Shrirampur		
Date of Poll			
Date of counting of votes	22nd October 2009		
Total no of electors	Male	Female	Total
	125037	116936	241973
Total no of voters who voted	83303	69895	153198
Total no of Postal Votes	1064		
Total no of valid votes	154118		
Total no of rejected votes	144		
Total no of votes not retrieved from EVM	0		
Total no of tender votes	9		

Name of the candidate	Party	Votes Polled	Percentage
1 Kamble Bhausahab Malhari	INC	59,819	38.81
2 Dolas Bhausahab Karbhari	SHS	38,922	25.25
3 Pawase Nitin Sukhdeo	BSP	971	0.63
4 Kapse Genu Natha	RPI(A)	19,659	12.76
5 Raosaheb Appaji Mohan	BBM	705	0.46
6 Appaso Maruti Kamble	IND	738	0.48
7 Kamble Vilas Baburao	IND	315	0.20
8 Kharat Sayaji Shankar	IND	271	0.18
9 Khajekar Vijayrao Govindrao	IND	289	0.19
10 Gaikwad Milind Baburao	IND	630	0.41
11 Chhaya Dagdu Sarode	IND	1,704	1.11
12 Jagdhani Ashok Sukdeo	IND	721	0.47
13 Dhakote Annasaheb Kondaji	IND	357	0.23
14 Narwade Bansi Dashrath	IND	456	0.30
15 Nikam Popat Sakharam	IND	777	0.50
16 Pagare Bhausahab Shankar	IND	2,503	1.62
17 Bagul Ashok Nivrutii	IND	1,416	0.92
18 Ranjana Omkar patil	IND	1,102	0.72
19 Lahanu Prabhakar Tribhuvan	IND	564	0.37
20 Wagh Gangadhar Radhaji	IND	526	0.34
21 Shinde Vijay Prabhakar	IND	20,237	13.13
22 Salvi Mahendra Jagannath	IND	317	0.21
23 Sunil Narayanrao Ruptakke	IND	468	0.30
24 Adv. Sansare Prakash Maruti	IND	651	0.42

# GENERAL ELECTIONS TO STATE LEGISLATIVE ASSEMBLY 2009

No and name of the Constituency	220 Shirampur		
Date of Poll			
Date of counting of votes	22nd October 2009		
Total no of electors	Male	Female	Total
	125037	116936	241973
Total no of voters who voted	83303	69895	153198
Total no of Postal Votes	1064		
Total no of valid votes	154118		
Total no of rejected votes	144		
Total no of votes not retrieved from EVM	0		
Total no of tender votes	9		

Total Valid Votes Polled : **154118**

Name of the Winning Candidate **Kamble Bhausaheb Malhari**

Date of Declaration 22nd October 2009



# GENERAL ELECTIONS TO STATE LEGISLATIVE ASSEMBLY 2009

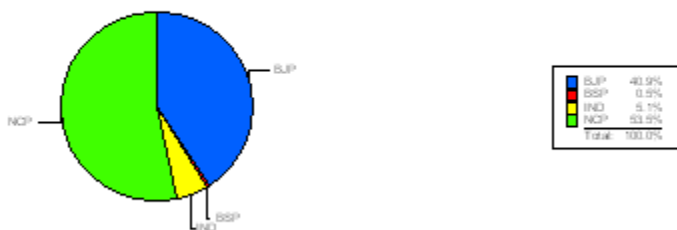
No and name of the Constituency	221 Newasa		
Date of Poll			
Date of counting of votes	22nd October 2009		
Total no of electors	Male	Female	Total
	116051	106350	222401
Total no of voters who voted	92412	77754	170166
Total no of Postal Votes	912		
Total no of valid votes	171003		
Total no of rejected votes	74		
Total no of votes not retrieved from EVM	1		
Total no of tender votes	0		

Name of the candidate	Party	Votes Polled	Percentage
1 Gadakh Shankarrao Yeshwantrao	NCP	91,429	53.47
2 Langhe Vitthal Wakilrao	BJP	69,943	40.90
3 Vikas Dadu Chavan	BSP	906	0.53
4 Ushatai Bhagwanrao Unhawane	IND	400	0.23
5 Kardile Sakhahari Rambhau	IND	971	0.57
6 Gadakh Tukaram Gangadhar	IND	5,166	3.02
7 Padale Dnyandeo Karbhari	IND	686	0.40
8 Pehere Rambhau Kacharu	IND	1,502	0.88

Total Valid Votes Polled : **171003**

Name of the Winning Candidate **Gadakh Shankarrao Yeshwantrao**

Date of Declaration 22nd October 2009



# GENERAL ELECTIONS TO STATE LEGISLATIVE ASSEMBLY 2009

No and name of the Constituency	222 Shevgaon		
Date of Poll			
Date of counting of votes	22nd October 2009		
Total no of electors	Male	Female	Total
	147375	135513	282888
Total no of voters who voted	112386	97781	210167
Total no of Postal Votes	1433		
Total no of valid votes	211451		
Total no of rejected votes	149		
Total no of votes not retrieved from EVM	0		
Total no of tender votes	0		

Name of the candidate	Party	Votes Polled	Percentage
1 Ghule Chandrashekhar Marutraoji	NCP	81,890	38.73
2 Jadhav Popat Rambhau	BSP	1,202	0.57
3 Adv. Dhakane Pratap Babanrao	BJP	61,746	29.20
4 Lande Subhash Uttamrao	CPI	2,923	1.38
5 Garje Shivajirao Yashawant	MNS	2,443	1.16
6 Gaware Petras Kisan	BBM	203	0.10
7 Ambildhage Ashok Nana	IND	346	0.16
8 Kakade Harshada Vidyadhar	IND	9,275	4.39
9 Jadhav Karbhari Ramkisan	IND	412	0.19
10 Pakhare Raosaheb Mohan	IND	306	0.14
11 Bashirkhan Gafur Pathan	IND	458	0.22
12 Mahananda Kashinath Joshi	IND	456	0.22
13 Rajale Ashok Ramkisan	IND	1,710	0.81
14 Rajiv Appasaheb Rajale	IND	43,351	20.50
15 Shaikh Naushad Ansar	IND	1,036	0.49
16 Shelar Gorakshanath Nana	IND	3,694	1.75

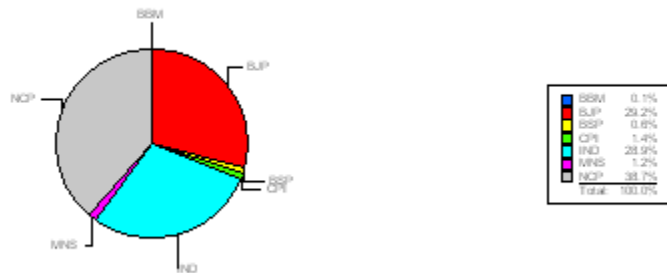
# GENERAL ELECTIONS TO STATE LEGISLATIVE ASSEMBLY 2009

No and name of the Constituency	222 Shevgaon		
Date of Poll			
Date of counting of votes	22nd October 2009		
Total no of electors	Male	Female	Total
	147375	135513	282888
Total no of voters who voted	112386	97781	210167
Total no of Postal Votes	1433		
Total no of valid votes	211451		
Total no of rejected votes	149		
Total no of votes not retrieved from EVM	0		
Total no of tender votes	0		

Total Valid Votes Polled : **211451**

Name of the Winning Candidate **Ghule Chandrashekhar Marutraoji**

Date of Declaration 22nd October 2009



# GENERAL ELECTIONS TO STATE LEGISLATIVE ASSEMBLY 2009

No and name of the Constituency	223 Rahuri		
Date of Poll			
Date of counting of votes	22nd October 2009		
	Male	Female	Total
Total no of electors	126748	113260	240008
Total no of voters who voted	92000	78028	170028
Total no of Postal Votes	1433		
Total no of valid votes	171044		
Total no of rejected votes	417		
Total no of votes not retrieved from EVM	0		
Total no of tender votes	10		

Name of the candidate	Party	Votes Polled	Percentage
1 Ohol Anil Manohar	BSP	1,138	0.67
2 Kardile Shivaji Bhanudas	BJP	57,380	33.55
3 Prasad Baburao Tanpure	NCP	49,047	28.68
4 Gade Shivaji Rambhau	SWP	42,141	24.64
5 Dnyaneshwar Dattatray Gade	MNS	2,474	1.45
6 Karale Maruti Mohniraj	IND	283	0.17
7 Kurhe Shivaji Vishwanath	IND	352	0.21
8 Gangadhar Bhimaji Ramphale	IND	394	0.23
9 Dukre Namdeo Karbhari	IND	518	0.30
10 Wakchoure Sunil Babasaheb	IND	623	0.36
11 Shivaji Vitthal Kadu	IND	852	0.50
12 Salve Subhash Banshi	IND	1,358	0.79
13 Subhash Dattatray Patil	IND	14,484	8.47

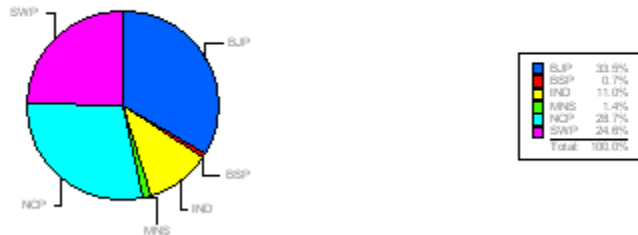
# GENERAL ELECTIONS TO STATE LEGISLATIVE ASSEMBLY 2009

No and name of the Constituency	223 Rahuri		
Date of Poll			
Date of counting of votes	22nd October 2009		
Total no of electors	Male	Female	Total
	126748	113260	240008
Total no of voters who voted	92000	78028	170028
Total no of Postal Votes	1433		
Total no of valid votes	171044		
Total no of rejected votes	417		
Total no of votes not retrieved from EVM	0		
Total no of tender votes	10		

Total Valid Votes Polled : **171044**

Name of the Winning Candidate **Kardile Shivaji Bhanudas**

Date of Declaration 22nd October 2009



# GENERAL ELECTIONS TO STATE LEGISLATIVE ASSEMBLY 2009

No and name of the Constituency	224 Parner		
Date of Poll			
Date of counting of votes	22nd October 2009		
Total no of electors	Male	Female	Total
	136602	126685	263287
Total no of voters who voted	90494	75961	166455
Total no of Postal Votes	1411		
Total no of valid votes	167751		
Total no of rejected votes	115		
Total no of votes not retrieved from EVM	0		
Total no of tender votes	25		

Name of the candidate	Party	Votes Polled	Percentage
1 Uchale Madhukar Mhatarba	NCP	2,281	1.36
2 Auti Vijayrao Bhaskarrao	SHS	75,538	45.03
3 Salve Devdatta Kondaji	BSP	1,555	0.93
4 Gaikwad Balasaheb Lahu	BBM	1,094	0.65
5 Gaikwad Sabajirao Mahadu	MNS	6,326	3.77
6 Thube Sujata Vijay	SVRP	897	0.53
7 Dere Gulab Bhagwant	SWP	3,211	1.91
8 Auti Subhash Vitthal	IND	798	0.48
9 Korde Vishwanath Yadavrao	IND	1,041	0.62
10 Jagadale Murlidhar Kisan	IND	1,126	0.67
11 Zavare Patil Vasanttrao Krishnarao	IND	48,515	28.92
12 Nagare Sachin Tukaram	IND	583	0.35
13 Pathare Kisan Maruti	IND	837	0.50
14 Shaikh Rafique Kadar	IND	1,405	0.84
15 Shelke Prataprao Gangadhar	IND	22,544	13.44

# GENERAL ELECTIONS TO STATE LEGISLATIVE ASSEMBLY 2009

No and name of the Constituency	224 Parner		
Date of Poll			
Date of counting of votes	22nd October 2009		
Total no of electors	Male	Female	Total
	136602	126685	263287
Total no of voters who voted	90494	75961	166455
Total no of Postal Votes	1411		
Total no of valid votes	167751		
Total no of rejected votes	115		
Total no of votes not retrieved from EVM	0		
Total no of tender votes	25		


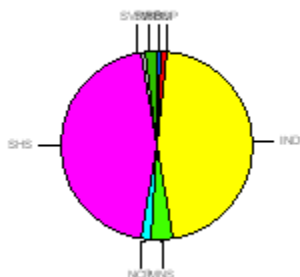
Total Valid Votes Polled : **167751**

Name of the Winning Candidate

**Auti Vijayrao Bhaskarrao**

Date of Declaration

22nd October 2009



# GENERAL ELECTIONS TO STATE LEGISLATIVE ASSEMBLY 2009

No and name of the Constituency	225 Ahmednagar City		
Date of Poll			
Date of counting of votes	22nd October 2009		
Total no of electors	Male	Female	Total
	139679	128033	267712
Total no of voters who voted	73136	58719	131855
Total no of Postal Votes	792		
Total no of valid votes	132519		
Total no of rejected votes	128		
Total no of votes not retrieved from EVM	0		
Total no of tender votes	11		

	Name of the candidate	Party	Votes Polled	Percentage
1	Anil Bhayya Ramkisan Rathod	SHS	65,271	49.25
2	Gundecha Suvalal Anandram	INC	25,726	19.41
3	Dahane Sanjay Raghunath	BSP	427	0.32
4	Ashok Vitthal Sonawane	RPI(A)	4,155	3.14
5	Daphal Sachin Chandrabhan	MNS	7,441	5.62
6	Arun Tanhaji Jamdhade	IND	306	0.23
7	Agarkar Abhay Jagannath	IND	17,781	13.42
8	Adv. Ankush Vitthal Aghav	IND	241	0.18
9	Kavare Asaram Haribhau	IND	328	0.25
10	Deshmukh Bhagwan Ranganath	IND	218	0.16
11	Mohan Sarjerao Pathade	IND	195	0.15
12	Shinde Surendra Jayvantrao	IND	441	0.33
13	Shaikh Nazir Ahmed Alias Nanu Pahelwan	IND	8,660	6.53
14	Adv. Shekhar Deorao Darandale Patil	IND	311	0.23
15	Sachin Suresh Gaikwad	IND	247	0.19
16	Sawant Rahul Sampat	IND	771	0.58

# GENERAL ELECTIONS TO STATE LEGISLATIVE ASSEMBLY 2009

No and name of the Constituency	225 Ahmednagar City		
Date of Poll			
Date of counting of votes	22nd October 2009		
Total no of electors	Male	Female	Total
	139679	128033	267712
Total no of voters who voted	73136	58719	131855
Total no of Postal Votes	792		
Total no of valid votes	132519		
Total no of rejected votes	128		
Total no of votes not retrieved from EVM	0		
Total no of tender votes	11		

Total Valid Votes Polled : **132519**

Name of the Winning Candidate

**Anil Bhayya Ramkisan Rathod**

Date of Declaration

22nd October 2009



BSSP	0.2%
INC	19.4%
IND	22.3%
NRS	5.8%
NRS(A)	3.1%
SHS	49.3%
Total: 100.0%	

# GENERAL ELECTIONS TO STATE LEGISLATIVE ASSEMBLY 2009

No and name of the Constituency	226 Shrigonda		
Date of Poll			
Date of counting of votes	22nd October 2009		
Total no of electors	Male	Female	Total
	137344	125566	262910
Total no of voters who voted	103359	86839	190198
Total no of Postal Votes	1010		
Total no of valid votes	191030		
Total no of rejected votes	178		
Total no of votes not retrieved from EVM	0		
Total no of tender votes	18		

Name of the candidate	Party	Votes Polled	Percentage
1 Nagawade Rajendra Shivajirao	BJP	52,973	27.73
2 Pachpute Babanrao Bhikaji	NCP	80,418	42.10
3 Borude Banshi Baburao	BSP	1,247	0.65
4 Anil Jaysing Ghanwat	SBP	954	0.50
5 Anil Jaysing Veer	SWP	1,265	0.66
6 Ghodake Jalindar Tukaram	BBM	350	0.18
7 Babasaheb Sahadu Bhos	JSS	10,543	5.52
8 Aadballe Dattatraya Tanhaji	IND	864	0.45
9 Aannasaheb Sitaram Shelar	IND	34,626	18.13
10 Gire Sanjay Lalchand	IND	442	0.23
11 Ghodke Manav Malharrao	IND	300	0.16
12 Gholwad Balbhim Baburao	IND	457	0.24
13 Dattatray Aappa Waghmode	IND	1,228	0.64
14 Pandurang Chimaji Khakal	IND	797	0.42
15 Sasane Nandu Shravan	IND	1,871	0.98
16 Subhash Namdeo Nimbalkar	IND	2,695	1.41

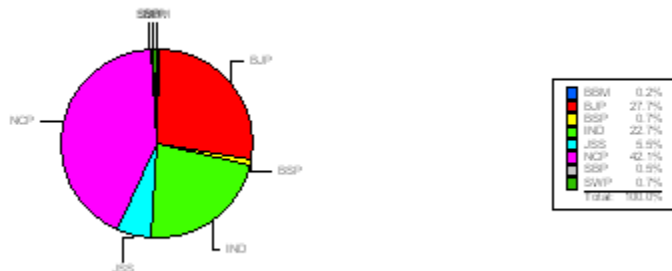
# GENERAL ELECTIONS TO STATE LEGISLATIVE ASSEMBLY 2009

No and name of the Constituency	226 Shrigonda		
Date of Poll			
Date of counting of votes	22nd October 2009		
Total no of electors	Male	Female	Total
	137344	125566	262910
Total no of voters who voted	103359	86839	190198
Total no of Postal Votes	1010		
Total no of valid votes	191030		
Total no of rejected votes	178		
Total no of votes not retrieved from EVM	0		
Total no of tender votes	18		

Total Valid Votes Polled : **191030**

Name of the Winning Candidate **Pachpute Babanrao Bhikaji**

Date of Declaration 22nd October 2009



# GENERAL ELECTIONS TO STATE LEGISLATIVE ASSEMBLY 2009

No and name of the Constituency	227 Karjat jamkhed		
Date of Poll			
Date of counting of votes	22nd October 2009		
Total no of electors	Male	Female	Total
	137176	122969	260145
Total no of voters who voted	93767	77072	170839
Total no of Postal Votes	432		
Total no of valid votes	171270		
Total no of rejected votes	1		
Total no of votes not retrieved from EVM	0		
Total no of tender votes	11		

	Name of the candidate	Party	Votes Polled	Percentage
1	Deshmukh Keshevroa Raoshaheb	INC	32,673	19.08
2	Bhailume Sanjay Shahurao	BSP	1,476	0.86
3	Prof. Ram Shankar Shinde	BJP	42,845	25.02
4	Gaikwad Vishnu Rajaram	BBM	1,264	0.74
5	Janjire Bhausahab Bapu	RSP	2,168	1.27
6	Potare Sachin Sakharam	MNS	3,594	2.10
7	Eknath Bupaji Shinde	IND	687	0.40
8	Ambadas Shankar Pisal	IND	15,586	9.10
9	Pravin Vitthal Ghule	IND	17,057	9.96
10	Phalke Jaysingrao Anandrao	IND	18,904	11.04
11	Prof Madhu Shahurao Ralebhat	IND	28,508	16.65
12	Prof.Mahendra Dada Shinde	IND	2,906	1.70
13	Shaikh Yunus Shaikh Dagadubhai	IND	1,525	0.89
14	Samundra Anil Vishwnath	IND	2,077	1.21

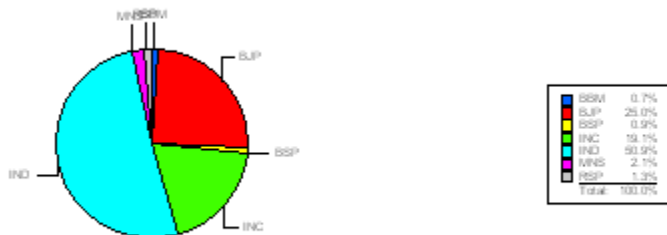
# GENERAL ELECTIONS TO STATE LEGISLATIVE ASSEMBLY 2009

No and name of the Constituency	227 Karjat jamkhed		
Date of Poll			
Date of counting of votes	22nd October 2009		
Total no of electors	Male	Female	Total
	137176	122969	260145
Total no of voters who voted	93767	77072	170839
Total no of Postal Votes	432		
Total no of valid votes	171270		
Total no of rejected votes	1		
Total no of votes not retrieved from EVM	0		
Total no of tender votes	11		

Total Valid Votes Polled : **171270**

Name of the Winning Candidate **Prof. Ram Shankar Shinde**

Date of Declaration 22nd October 2009



# GENERAL ELECTIONS TO STATE LEGISLATIVE ASSEMBLY 2009

No and name of the Constituency	228 Gorai		
Date of Poll			
Date of counting of votes	22nd October 2009		
Total no of electors	Male	Female	Total
	149702	138632	288334
Total no of voters who voted	115742	101926	217668
Total no of Postal Votes	342		
Total no of valid votes	217967		
Total no of rejected votes	43		
Total no of votes not retrieved from EVM	0		
Total no of tender votes	0		

Name of the candidate	Party	Votes Polled	Percentage
1 Amarsinha Shivajirao Pandit	BJP	98,469	45.18
2 Pandit Badamrao Lahurao	NCP	100,816	46.25
3 Ingale Arun Rambhau	RSP	10,306	4.73
4 Chaudhari Mahesh Rakhmaji	MNS	1,380	0.63
5 Maske Rohidas Maruti	PRBP	493	0.23
6 Anwar Khan Mirza Khan	IND	420	0.19
7 Gungane Ganpat Dnyanoba	IND	639	0.29
8 Chavan Narayan Bhaurao	IND	771	0.35
9 Pandit Avinash Appasaheb	IND	1,532	0.70
10 Pandit Badamrao Devidas	IND	3,141	1.44


Total Valid Votes Polled : **217967**

Name of the Winning Candidate

**Pandit Badamrao Lahurao**

Date of Declaration

22nd October 2009



# GENERAL ELECTIONS TO STATE LEGISLATIVE ASSEMBLY 2009

No and name of the Constituency	229 Majalgoan		
Date of Poll			
Date of counting of votes	22nd October 2009		
	Male	Female	Total
Total no of electors	137816	126462	264278
Total no of voters who voted	101271	86291	187562
Total no of Postal Votes	611		
Total no of valid votes	188111		
Total no of rejected votes	62		
Total no of votes not retrieved from EVM	0		
Total no of tender votes	2		

Name of the candidate	Party	Votes Polled	Percentage
1 Tonde Mahadev Sampathi	BSP	1,948	1.04
2 R. T. Deshmukh (Jija)	BJP	79,034	42.01
3 Prakashdada Sundarrao Solanke	NCP	86,943	46.22
4 Dr. Gorakh Gaikwad Waghholikar	PRBP	1,535	0.82
5 Bhai Thavare Gangabhishan Kashinathrao	PWPI	10,077	5.36
6 D. L. (Anna) Bhalerao	ANC	488	0.26
7 Ganesh Subhashrao Shete (Bhaiya)	IND	520	0.28
8 Chandmare Prashant Shrirangrao	IND	475	0.25
9 Jadhavar Chandrankantrao Vitthalrao	IND	2,133	1.13
10 Prakash Panditrao Solanke	IND	1,018	0.54
11 Shingare Vitthal Shripatrao	IND	953	0.51
12 Shaikh Ejajbabar Ismail	IND	1,207	0.64
13 Solanke Prakash	IND	1,780	0.95

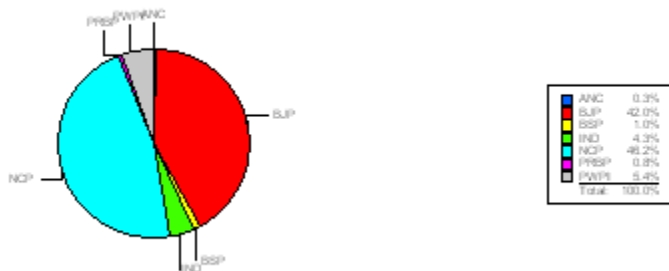
# GENERAL ELECTIONS TO STATE LEGISLATIVE ASSEMBLY 2009

No and name of the Constituency	229 Majalgoan		
Date of Poll			
Date of counting of votes	22nd October 2009		
Total no of electors	Male	Female	Total
	137816	126462	264278
Total no of voters who voted	101271	86291	187562
Total no of Postal Votes	611		
Total no of valid votes	188111		
Total no of rejected votes	62		
Total no of votes not retrieved from EVM	0		
Total no of tender votes	2		

Total Valid Votes Polled : **188111**

Name of the Winning Candidate **Prakashdada Sundarrao Solanke**

Date of Declaration 22nd October 2009



# GENERAL ELECTIONS TO STATE LEGISLATIVE ASSEMBLY 2009

No and name of the Constituency	230 Beed		
Date of Poll			
Date of counting of votes	22nd October 2009		
Total no of electors	Male	Female	Total
	150055	134249	284304
Total no of voters who voted	104022	84566	188588
Total no of Postal Votes	770		
Total no of valid votes	189356		
Total no of rejected votes	2		
Total no of votes not retrieved from EVM	0		
Total no of tender votes	22		

Name of the candidate	Party	Votes Polled	Percentage
1 Dhande Sunil Suryabhan	SHS	33,246	17.56
2 Balbhim Bapurao Borwade	BSP	1,551	0.82
3 Kshirsagar Jaydattji Sonajirao	NCP	109,163	57.65
4 Taware Ashok Shivaji	MNS	2,886	1.52
5 Navab Rashid Abdul	NNP	386	0.20
6 Shaikh Akhil Usman	PP	914	0.48
7 Syed Salim Ali	RPI(A)	32,999	17.43
8 Kamal Kondiram Nimbalkar	IND	622	0.33
9 Kazi Md. Amil Mohammed Jainul Abedin	IND	285	0.15
10 Khadkikar Digamber Pandurang	IND	279	0.15
11 Ghodke Bandu Dattu	IND	229	0.12
12 Momin Atik amir	IND	398	0.21
13 Waghmare Manik Babu	IND	485	0.26
14 Veer Sheshrao Chokhoba	IND	449	0.24
15 Shinde Madhukar Bhaurao	IND	332	0.18
16 Shirale Navnath Motiram (Anna)	IND	1,342	0.71
17 Shaikh Bakshu Shaikh Amir	IND	1,062	0.56
18 Syed Minhaj Syed Wajed Ali (Pendkhajurwale)	IND	418	0.22
19 Syed Saleem Syed Liyaqutali	IND	1,176	0.62
20 Syed Salim Gafur	IND	698	0.37
21 Sapte Ram Mahadev	IND	436	0.23

# GENERAL ELECTIONS TO STATE LEGISLATIVE ASSEMBLY 2009

No and name of the Constituency	230 Beed		
Date of Poll			
Date of counting of votes	22nd October 2009		
Total no of electors	Male	Female	Total
	150055	134249	284304
Total no of voters who voted	104022	84566	188588
Total no of Postal Votes	770		
Total no of valid votes	189356		
Total no of rejected votes	2		
Total no of votes not retrieved from EVM	0		
Total no of tender votes	22		


Total Valid Votes Polled : **189356**

Name of the Winning Candidate

**Kshirsagar Jaydattji Sonajirao**

Date of Declaration

22nd October 2009



# GENERAL ELECTIONS TO STATE LEGISLATIVE ASSEMBLY 2009

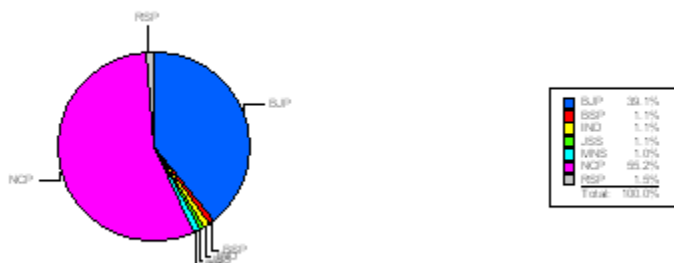
No and name of the Constituency	231 Ashti		
Date of Poll			
Date of counting of votes	22nd October 2009		
Total no of electors	Male	Female	Total
	164260	146642	310902
Total no of voters who voted	117631	96737	214368
Total no of Postal Votes	1015		
Total no of valid votes	215324		
Total no of rejected votes	59		
Total no of votes not retrieved from EVM	0		
Total no of tender votes	5		

Name of the candidate	Party	Votes Polled	Percentage
1 Ajabe Balasaheb Bhausahab	BJP	84,157	39.08
2 Gadekar Vishnu Jijaba	BSP	2,369	1.10
3 Dhas Suresh Ramachandra	NCP	118,847	55.19
4 Kedar Balasaheb Bhagwanrao	JSS	2,313	1.07
5 Doke Haridas (Bapusaheb) Shantaram	RSP	3,289	1.53
6 Wanve Govind Sahebrao	MNS	2,054	0.95
7 Tukaram Nana Kale	IND	2,295	1.07

Total Valid Votes Polled : **215324**

Name of the Winning Candidate **Dhas Suresh Ramachandra**

Date of Declaration 22nd October 2009



# GENERAL ELECTIONS TO STATE LEGISLATIVE ASSEMBLY 2009

No and name of the Constituency	232 Kaij (S.C.)		
Date of Poll			
Date of counting of votes	22nd October 2009		
Total no of electors	Male	Female	Total
	156072	140677	296749
Total no of voters who voted	103498	85945	189443
Total no of Postal Votes	1962		
Total no of valid votes	191392		
Total no of rejected votes	13		
Total no of votes not retrieved from EVM	0		
Total no of tender votes	2		

Name of the candidate	Party	Votes Polled	Percentage
1 Netke Venkatrao Ramrao	BJP	66,188	34.58
2 Dr. Sou. Vimaltai Nandkishore Mundada	NCP	110,452	57.71
3 Wede Vijaykumar Rajaram	BSP	3,917	2.05
4 Sheela Mahendra Nikalje	PRBP	562	0.29
5 Kale Madhukar Dagadu	IND	1,129	0.59
6 Kamble Pralhad Chokhajirao	IND	575	0.30
7 Gadsinge Harshwardhan Laxman	IND	282	0.15
8 Jagatkar Anant Shankarrao	IND	3,099	1.62
9 Janabai Shesherao Wede	IND	353	0.18
10 Tangade Balasaheb Sitaram	IND	1,161	0.61
11 Waghmare Manik Baburao	IND	417	0.22
12 Shivaji Shankarrao Shinde	IND	711	0.37
13 Dr. Sitendra Baguji Satpute	IND	939	0.49
14 Hajare Radhesh Goroba	IND	1,607	0.84

# GENERAL ELECTIONS TO STATE LEGISLATIVE ASSEMBLY 2009

No and name of the Constituency	232 Kaij (S.C.)		
Date of Poll			
Date of counting of votes	22nd October 2009		
Total no of electors	Male	Female	Total
	156072	140677	296749
Total no of voters who voted	103498	85945	189443
Total no of Postal Votes	1962		
Total no of valid votes	191392		
Total no of rejected votes	13		
Total no of votes not retrieved from EVM	0		
Total no of tender votes	2		

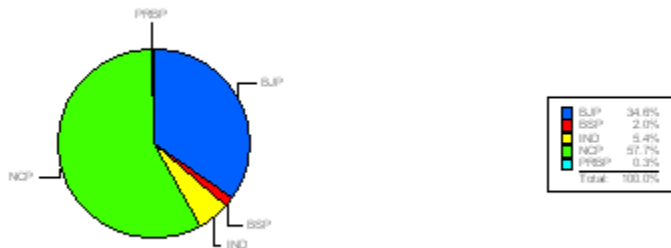
Total Valid Votes Polled : **191392**

Name of the Winning Candidate

**Dr. Sou. Vimaltai Nandkishore Mundada**

Date of Declaration

22nd October 2009



# GENERAL ELECTIONS TO STATE LEGISLATIVE ASSEMBLY 2009

No and name of the Constituency	233 Parli		
Date of Poll			
Date of counting of votes	22nd October 2009		
Total no of electors	Male	Female	Total
	133886	120292	254178
Total no of voters who voted	91898	75068	166966
Total no of Postal Votes	213		
Total no of valid votes	167176		
Total no of rejected votes	2		
Total no of votes not retrieved from EVM	1		
Total no of tender votes	3		

Name of the candidate	Party	Votes Polled	Percentage
1 Pankaja Gopinathrao Munde Palve	BJP	96,222	57.56
2 Munde Trimbak Patloba Alias Prof T P Munde Sir	INC	60,160	35.99
3 Vahvale Sanjay Santram	BSP	3,662	2.19
4 Jadhav Madav Limbarao	SVRP	1,915	1.15
5 Nagargoje Ramrao Sheshrao	RPI(A)	1,144	0.68
6 Rode Sanjay Dyanoba	PRBP	325	0.19
7 Andhare Sushma Dagdu	IND	449	0.27
8 Kale Bajirao Shanker	IND	800	0.48
9 Dahiwal Datta Kisanrao	IND	816	0.49
10 Shaikh Lal Shaikh Miskin	IND	1,683	1.01


Total Valid Votes Polled : **167176**

Name of the Winning Candidate

**Pankaja Gopinathrao Munde Palve**

Date of Declaration

22nd October 2009



# GENERAL ELECTIONS TO STATE LEGISLATIVE ASSEMBLY 2009

No and name of the Constituency	234 Latur Rural		
Date of Poll			
Date of counting of votes	22nd October 2009		
	Male	Female	Total
Total no of electors	138667	124885	263552
Total no of voters who voted	100630	85565	186195
Total no of Postal Votes	284		
Total no of valid votes	186466		
Total no of rejected votes	13		
Total no of votes not retrieved from EVM	0		
Total no of tender votes	5		

	Name of the candidate	Party	Votes Polled	Percentage
1	Rameshappa Kashiram Karad	BJP	62,553	33.55
2	Adv. Laxman Narhari Shinde	BSP	2,355	1.26
3	Shinde Vaijanath Gyandev	INC	86,136	46.19
4	Khandu Narayan Dhage	BJSP	1,746	0.94
5	Prof. S.V. Jadhav	PWPI	1,780	0.95
6	Tatyarao Sakharam Waghmare	BBM	753	0.40
7	Manoharrao Gangaram Pangaonkar	PRBP	861	0.46
8	Santosh Ganpatrao Nagaragoje	MNS	2,718	1.46
9	Dilipdada Namdevrao Nade	IND	19,620	10.52
10	Deshmukh Nathsinha Kishanrao	IND	5,539	2.97
11	Mane Sudhakar Nagorao	IND	631	0.34
12	Shaikh Riyajoddin Mainoddin	IND	1,774	0.95

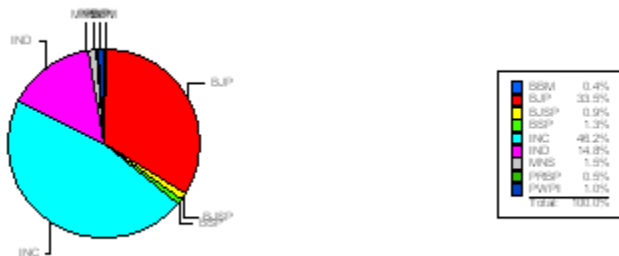
# GENERAL ELECTIONS TO STATE LEGISLATIVE ASSEMBLY 2009

No and name of the Constituency	234 Latur Rural		
Date of Poll			
Date of counting of votes	22nd October 2009		
Total no of electors	Male	Female	Total
	138667	124885	263552
Total no of voters who voted	100630	85565	186195
Total no of Postal Votes	284		
Total no of valid votes	186466		
Total no of rejected votes	13		
Total no of votes not retrieved from EVM	0		
Total no of tender votes	5		

Total Valid Votes Polled : **186466**

Name of the Winning Candidate **Shinde Vaijanath Gyandev**

Date of Declaration 22nd October 2009



# GENERAL ELECTIONS TO STATE LEGISLATIVE ASSEMBLY 2009

No and name of the Constituency	235 Latur City		
Date of Poll			
Date of counting of votes	22nd October 2009		
Total no of electors	Male	Female	Total
	155433	136597	292030
Total no of voters who voted	92607	80857	173464
Total no of Postal Votes	730		
Total no of valid votes	174108		
Total no of rejected votes	86		
Total no of votes not retrieved from EVM	0		
Total no of tender votes	7		

Name of the candidate	Party	Votes Polled	Percentage
1 Amit Vilasrao Deshmukh	INC	113,006	64.91
2 Kayyumkhan Mohammadkhen Pathan	BSP	23,526	13.51
3 Shripad Madhukarrao Kulkarni	SHS	19,905	11.43
4 Acharya V. K.	PRBP	571	0.33
5 Kazi A. Mabood (Barkat) A. Basid	AIMM	581	0.33
6 Dhananjay Muralidhar Tarkasa	ABHM	158	0.09
7 Adv. Lahu Manikrao Surwase	BBM	373	0.21
8 Swami Shivakumar Shankar	RSSP	788	0.45
9 Adv. Annarao Govindrao Patil	IND	10,228	5.87
10 Kamlakar Prabhakar Kamble	IND	143	0.08
11 Khatke Vinod Somprakash	IND	176	0.10
12 Gude Vinod Tukaram	IND	424	0.24
13 Dhamale Mahadev Ramkishan	IND	180	0.10
14 Pathan Hamidkha Amirakha	IND	222	0.13
15 Prakash Kamlakar Pathak	IND	305	0.18
16 Balaji Kishanrao Ghodke	IND	962	0.55
17 Adv. Yevate Patil Shrimanth Arjun	IND	1,400	0.80
18 Rode Amit Somnath	IND	322	0.18
19 Vikas Kacharu Kamble	IND	207	0.12
20 Virappan Damodar Nanaware	IND	101	0.06
21 Sayyed Fahimoddin Fayazuddin	IND	150	0.09
22 Znyosho Rashtrapati	IND	380	0.22

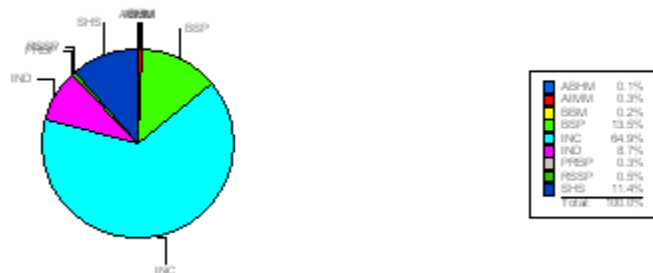
# GENERAL ELECTIONS TO STATE LEGISLATIVE ASSEMBLY 2009

No and name of the Constituency	235 Latur City		
Date of Poll			
Date of counting of votes	22nd October 2009		
Total no of electors	Male	Female	Total
	155433	136597	292030
Total no of voters who voted	92607	80857	173464
Total no of Postal Votes	730		
Total no of valid votes	174108		
Total no of rejected votes	86		
Total no of votes not retrieved from EVM	0		
Total no of tender votes	7		

Total Valid Votes Polled : **174108**

Name of the Winning Candidate **Amit Vilasrao Deshmukh**

Date of Declaration 22nd October 2009



# GENERAL ELECTIONS TO STATE LEGISLATIVE ASSEMBLY 2009

No and name of the Constituency	236 Ahmadpur		
Date of Poll			
Date of counting of votes	22nd October 2009		
Total no of electors	Male	Female	Total
	139555	126442	265997
Total no of voters who voted	98612	86764	185376
Total no of Postal Votes	842		
Total no of valid votes	186119		
Total no of rejected votes	99		
Total no of votes not retrieved from EVM	0		
Total no of tender votes	9		

	Name of the candidate	Party	Votes Polled	Percentage
1	Khandade Babruwan Ramkrushna	BJP	32,617	17.52
2	Jadhav Vinayakrao Kisanrao	INC	67,208	36.11
3	Bhaskarrao narayanrao Lahane	BSP	1,501	0.81
4	Utge Mahesh Baburao	MNS	3,324	1.79
5	Ulhas Ambadas Pawar	BBM	667	0.36
6	Babasaheb Mohanrao Patil	RSP	69,460	37.32
7	Shaikh Ayyaj Ejaz	JSS	6,764	3.63
8	Almale chandrakant Vitthalappa	IND	631	0.34
9	Kevlabai Munjaji Karande	IND	292	0.16
10	Gitte Jayram Sopan	IND	349	0.19
11	Jondhale Gopinath Nagnath	IND	526	0.28
12	Deshpande Shrinivas Bandopant	IND	1,107	0.59
13	Shaikha Abbas Mohandrasul	IND	751	0.40
14	Prof. Sayyad Akbar Lala	IND	922	0.50

# GENERAL ELECTIONS TO STATE LEGISLATIVE ASSEMBLY 2009

No and name of the Constituency	236 Ahmadpur		
Date of Poll			
Date of counting of votes	22nd October 2009		
Total no of electors	Male	Female	Total
	139555	126442	265997
Total no of voters who voted	98612	86764	185376
Total no of Postal Votes	842		
Total no of valid votes	186119		
Total no of rejected votes	99		
Total no of votes not retrieved from EVM	0		
Total no of tender votes	9		

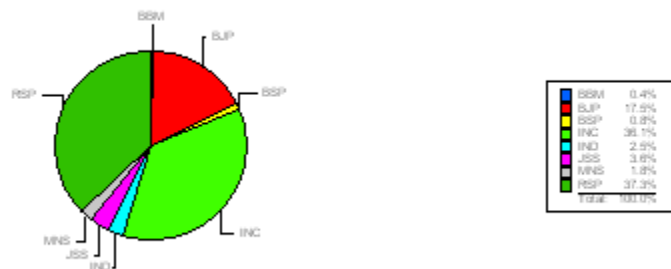
Total Valid Votes Polled : **186119**

Name of the Winning Candidate

**Babasaheb Mohanrao Patil**

Date of Declaration

22nd October 2009



# GENERAL ELECTIONS TO STATE LEGISLATIVE ASSEMBLY 2009

No and name of the Constituency	237 Udgir (S.C.)		
Date of Poll			
Date of counting of votes	22nd October 2009		
Total no of electors	Male	Female	Total
	130372	115901	246273
Total no of voters who voted	84302	72729	157031
Total no of Postal Votes	753		
Total no of valid votes	157777		
Total no of rejected votes	7		
Total no of votes not retrieved from EVM	0		
Total no of tender votes	3		

Name of the candidate	Party	Votes Polled	Percentage
1 Kaamant Machindra Gunwantrao	NCP	56,563	35.85
2 Gaikwad Madhav Chimaji	BSP	1,246	0.79
3 Sudhakar Sangram Bhalerao	BJP	73,840	46.80
4 Gaikwad Mahadev Nivrati	LJSP	1,030	0.65
5 Jadhav Ramdas Vithalrao	SVRP	363	0.23
6 Namdev Laxmanrao Tikate	JSS	933	0.59
7 Adv. Bhalerao Gautam Pandurangrao	RPI(A)	16,286	10.32
8 More Dyanoba Maroba	PRBP	365	0.23
9 Usha Balbhim Masure	IND	459	0.29
10 Kotambe Madhukar Chandrakant	IND	369	0.23
11 Gokarna Babanrao Jadhav	IND	191	0.12
12 Jotiliranga Bandeppa Devarshe	IND	735	0.47
13 Dhruva Dashrath Bande	IND	679	0.43
14 Bansode Shesherao Pandhari	IND	394	0.25
15 Magar Goroba Sambhaji	IND	729	0.46
16 More Balaji Ramrao	IND	995	0.63
17 Ramakrishan Sambhaji Gotmukhale	IND	1,232	0.78
18 Vijaykumar Tukaram Talware	IND	230	0.15
19 Venkat Vaijnath Ture	IND	797	0.51
20 Shobha Susheel Motiram	IND	341	0.22


# GENERAL ELECTIONS TO STATE LEGISLATIVE ASSEMBLY 2009

No and name of the Constituency	237 Udgir (S.C.)		
Date of Poll			
Date of counting of votes	22nd October 2009		
Total no of electors	Male	Female	Total
	130372	115901	246273
Total no of voters who voted	84302	72729	157031
Total no of Postal Votes	753		
Total no of valid votes	157777		
Total no of rejected votes	7		
Total no of votes not retrieved from EVM	0		
Total no of tender votes	3		

Total Valid Votes Polled : **157777**

Name of the Winning Candidate **Sudhakar Sangram Bhalerao**

Date of Declaration 22nd October 2009



# GENERAL ELECTIONS TO STATE LEGISLATIVE ASSEMBLY 2009

No and name of the Constituency	238 Nilanga		
Date of Poll			
Date of counting of votes	22nd October 2009		
	Male	Female	Total
Total no of electors	139821	127024	266845
Total no of voters who voted	96174	86589	182763
Total no of Postal Votes	388		
Total no of valid votes	183150		
Total no of rejected votes	1		
Total no of votes not retrieved from EVM	0		
Total no of tender votes	1		

	Name of the candidate	Party	Votes Polled	Percentage
1	Nilangekar Patil Shivajirao Bhaurao	INC	78,267	42.73
2	Nilangekar Sambhaji Diliprao Patil	BJP	70,763	38.64
3	Mohammaed Rafi Shamshoddin Sayyad	BSP	10,315	5.63
4	Chakradhar Shahajirao Shelke	SVRP	790	0.43
5	Patil Madhavrao Hanmantrao	JSS	5,722	3.12
6	Salunke Abhay Satish	MNS	4,408	2.41
7	Subhash Anandrao Shinde	RSP	6,034	3.29
8	Kamble Amol Bhanudas	IND	339	0.19
9	Dhale Santosh Shesherao	IND	263	0.14
10	Nilangekar Avinash Madhukarrao	IND	428	0.23
11	Patil Yashwant Madhavrao	IND	525	0.29
12	Balaji Pundlik Shinde	IND	2,122	1.16
13	Bhagvan Shivaji Makane	IND	481	0.26
14	Shivshankar Baburao Biradar	IND	313	0.17
15	Shaikh Shaukatali Ibrahim	IND	1,098	0.60
16	Hari Babu Kale	IND	1,282	0.70

# GENERAL ELECTIONS TO STATE LEGISLATIVE ASSEMBLY 2009

No and name of the Constituency	238 Nilanga		
Date of Poll			
Date of counting of votes	22nd October 2009		
Total no of electors	Male	Female	Total
	139821	127024	266845
Total no of voters who voted	96174	86589	182763
Total no of Postal Votes	388		
Total no of valid votes	183150		
Total no of rejected votes	1		
Total no of votes not retrieved from EVM	0		
Total no of tender votes	1		

Total Valid Votes Polled : **183150**

Name of the Winning Candidate **Nilangekar Patil Shivajirao Bhaurao**

Date of Declaration 22nd October 2009



# GENERAL ELECTIONS TO STATE LEGISLATIVE ASSEMBLY 2009


No and name of the Constituency	239 Ausa		
Date of Poll			
Date of counting of votes	22nd October 2009		
Total no of electors	Male	Female	Total
	130868	121469	252337
Total no of voters who voted	87494	78386	165880
Total no of Postal Votes	305		
Total no of valid votes	166104		
Total no of rejected votes	81		
Total no of votes not retrieved from EVM	0		
Total no of tender votes	1		

Name of the candidate	Party	Votes Polled	Percentage
1 Dinkar Baburao Mane	SHS	69,731	41.98
2 Basawaraj Madhavrao Patil	INC	84,526	50.89
3 Adv. Govind Trimbakrao Sirsat	SVRP	2,344	1.41
4 Dayanand Dnyandeo Kadam	MNS	3,271	1.97
5 Kamble Dhanraj Vithoba	IND	594	0.36
6 Patil Vyankatrao Ganpatrao	IND	354	0.21
7 Ruikar Mansoor Jaribkhan	IND	481	0.29
8 Lohar Satish Vishwanath	IND	1,495	0.90
9 Suryawanshi Shrikant Shahuraj	IND	3,308	1.99

Total Valid Votes Polled : **166104**

Name of the Winning Candidate **Basawaraj Madhavrao Patil**

Date of Declaration 22nd October 2009



# GENERAL ELECTIONS TO STATE LEGISLATIVE ASSEMBLY 2009

No and name of the Constituency	240 Umarga (S.C.)		
Date of Poll			
Date of counting of votes	22nd October 2009		
Total no of electors	Male	Female	Total
	140491	126066	266557
Total no of voters who voted	83475	74034	157509
Total no of Postal Votes	642		
Total no of valid votes	158097		
Total no of rejected votes	54		
Total no of votes not retrieved from EVM	0		
Total no of tender votes	27		

Name of the candidate	Party	Votes Polled	Percentage
1 Prof. Dr. Umesh Sambhaji Marumkar	BSP	1,759	1.11
2 Dr. Gaikwad Baburao Pandurang	INC	60,474	38.25
3 Chougule Dayanraj Dhondiram	SHS	70,806	44.79
4 Gikwad Ram Saida	BBM	2,062	1.30
5 Popatrao Khanderao Sonkamble	RPI(A)	1,720	1.09
6 Mhanttya Kalya Swami	MNS	13,954	8.83
7 Waghmare Subhash Rajanna	PRBP	643	0.41
8 Ubale Rajendra Baliram	IND	1,047	0.66
9 Prof. Dattatrya krishnaji Kamble	IND	1,823	1.15
10 Prof. Pole Pandurang Shankarrao	IND	990	0.63
11 Bhim Laxman Shinde	IND	1,283	0.81
12 Prof. Mohan Kamble Gugalgaonkar	IND	1,536	0.97

# GENERAL ELECTIONS TO STATE LEGISLATIVE ASSEMBLY 2009

No and name of the Constituency	240 Umarga (S.C.)		
Date of Poll			
Date of counting of votes	22nd October 2009		
Total no of electors	Male	Female	Total
	140491	126066	266557
Total no of voters who voted	83475	74034	157509
Total no of Postal Votes	642		
Total no of valid votes	158097		
Total no of rejected votes	54		
Total no of votes not retrieved from EVM	0		
Total no of tender votes	27		

Total Valid Votes Polled : **158097**

Name of the Winning Candidate

**Chougule Dayanraj Dhondiram**

Date of Declaration

22nd October 2009



# GENERAL ELECTIONS TO STATE LEGISLATIVE ASSEMBLY 2009

No and name of the Constituency	241 Tuljapur		
Date of Poll			
Date of counting of votes	22nd October 2009		
Total no of electors	Male	Female	Total
	159017	139273	298290
Total no of voters who voted	107049	88913	195962
Total no of Postal Votes	603		
Total no of valid votes	196393		
Total no of rejected votes	172		
Total no of votes not retrieved from EVM	0		
Total no of tender votes	5		

Name of the candidate	Party	Votes Polled	Percentage
1 Chavan Madhukarrao Devrao	INC	65,802	33.51
2 Deshmukh Subhash Sureshchandra	BJP	49,469	25.19
3 Bal Machindra Sawant	BSP	1,358	0.69
4 Chavan Jayshree Anil	SVRP	648	0.33
5 Chavan Babu Vithoba	HJP	359	0.18
6 Manu Sopanrao Ramanna	SBP	1,061	0.54
7 Rochkari Devanand Sahebrao	PWPI	45,942	23.39
8 Shaikh Baba Faizoddin	NU	634	0.32
9 Hafiz Kausar Pasha Jahagirdar	IUML	735	0.37
10 Arvind Baswanappa Mule	IND	595	0.30
11 Kambale Hemant Ramchandra	IND	429	0.22
12 Kore Gaurishankar Kalappa	IND	399	0.20
13 Khatib Tanveer Ali Sayyad Ali	IND	370	0.19
14 Girwalkar Nagesh Surendra	IND	1,105	0.56
15 Gore Arvind Janardhan	IND	15,665	7.98
16 Pathan Mainoddin Mohmmad Khaja	IND	2,530	1.29
17 Prakash Changdev Hangarkar	IND	2,095	1.07
18 Vinaykumar Dinkar Nakate	IND	1,386	0.71
19 Shaikh Sarif Kashimlal	IND	812	0.41
20 Salgar Arjun Sidram	IND	4,999	2.55

# GENERAL ELECTIONS TO STATE LEGISLATIVE ASSEMBLY 2009

No and name of the Constituency	241 Tuljapur		
Date of Poll			
Date of counting of votes	22nd October 2009		
Total no of electors	Male	Female	Total
	159017	139273	298290
Total no of voters who voted	107049	88913	195962
Total no of Postal Votes	603		
Total no of valid votes	196393		
Total no of rejected votes	172		
Total no of votes not retrieved from EVM	0		
Total no of tender votes	5		

Total Valid Votes Polled : **196393**

Name of the Winning Candidate

**Chavan Madhukarrao Devrao**

Date of Declaration

22nd October 2009



# GENERAL ELECTIONS TO STATE LEGISLATIVE ASSEMBLY 2009

No and name of the Constituency	242 Osmanabad		
Date of Poll			
Date of counting of votes	22nd October 2009		
Total no of electors	Male	Female	Total
	157571	138676	296247
Total no of voters who voted	107269	92251	199520
Total no of Postal Votes	1272		
Total no of valid votes	200103		
Total no of rejected votes	375		
Total no of votes not retrieved from EVM	314		
Total no of tender votes	9		

Name of the candidate	Party	Votes Polled	Percentage
1 Ghule Jairam Baliram	BSP	3,732	1.87
2 Patil Ranajagajitsinha Padamsinha	NCP	83,735	41.85
3 Rajenimbalkar Omprakash Bhupalsinha alias Pawanraj	SHS	100,709	50.33
4 Anant Jagannath Chonde	SVRP	1,694	0.85
5 Prof. Keshav Tukaram Gaikwad	BBM	649	0.32
6 Garad Netaji Shivaji	SBP	216	0.11
7 Thawale Sunil Dadarao	PRBP	268	0.13
8 Patil Vijaysinh A Sahebrao	RPI(A)	944	0.47
9 Manjule Anil Vitthalrao	MNS	1,108	0.55
10 Lomte Shrihari Sadashiv	PWPI	416	0.21
11 Shaikh Rabbani Jilani	NU	242	0.12
12 Usman Rasulsab Tamboli	IND	204	0.10
13 Kamble Murlidhar Baburao	IND	252	0.13
14 Kore Kondappa Sadashiv	IND	642	0.32
15 Dadasaheb Shankarrao Jetithor	IND	452	0.23
16 Dhananjay Gangaram Shingade	IND	709	0.35
17 Navnath Dashrath Uplekar	IND	308	0.15
18 Navale Pramod Shrimant	IND	1,165	0.58
19 Subhangi Shahu Aakhade	IND	1,367	0.68
20 Sherkhane Sunil Ramrao	IND	938	0.47
21 Hanure Moahmad Haji Mohamad isaq	IND	353	0.18

# GENERAL ELECTIONS TO STATE LEGISLATIVE ASSEMBLY 2009

No and name of the Constituency	242 Osmanabad		
Date of Poll			
Date of counting of votes	22nd October 2009		
Total no of electors	Male	Female	Total
	157571	138676	296247
Total no of voters who voted	107269	92251	199520
Total no of Postal Votes	1272		
Total no of valid votes	200103		
Total no of rejected votes	375		
Total no of votes not retrieved from EVM	314		
Total no of tender votes	9		

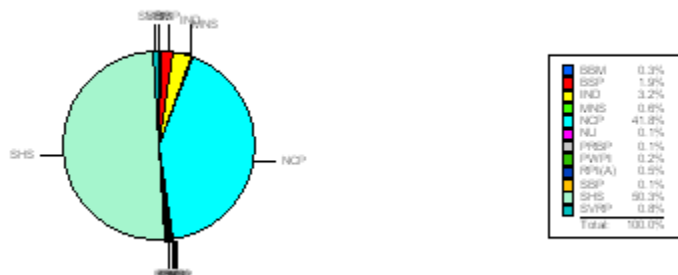
Total Valid Votes Polled : **200103**

Name of the Winning Candidate

**Rajenimbalkar Omprakash Bhupalsinha alias Pawanraj**

Date of Declaration

22nd October 2009



# GENERAL ELECTIONS TO STATE LEGISLATIVE ASSEMBLY 2009

No and name of the Constituency	243 Paranda		
Date of Poll			
Date of counting of votes	22nd October 2009		
Total no of electors	Male	Female	Total
	142381	125814	268195
Total no of voters who voted	95589	83372	178961
Total no of Postal Votes	755		
Total no of valid votes	179656		
Total no of rejected votes	60		
Total no of votes not retrieved from EVM	0		
Total no of tender votes	0		

Name of the candidate	Party	Votes Polled	Percentage
1 Borkar Shankar Ambrushi	SHS	77,423	43.10
2 Mote Rahul Mahrudra	NCP	83,425	46.44
3 Rajguru Trimbakrao Kukare	BSP	1,718	0.96
4 Kolge Manoj Pandurang	SVRP	971	0.54
5 Bansode Anil Raghunath	PRBP	411	0.23
6 Bansode Tanaji Bhima	BBM	1,866	1.04
7 Bhima ambadas Ingale	RS	449	0.25
8 Suresh (Bhau) alias Suryakant Chandrakant Kamble	RSP	8,546	4.76
9 Anurath Bhagwan Markad	IND	326	0.18
10 Abdul Rahim Mahammad Sayyed	IND	354	0.20
11 Khaire Kamlakar Ramling	IND	350	0.19
12 Bappaji Kondiba Kale	IND	354	0.20
13 Adv. Bandu Sheku Pol	IND	494	0.27
14 Bhosle Revan Vishwanath	IND	652	0.36
15 Shendge Anil Namdevrao	IND	804	0.45
16 Saraswati Suresh Waghmode	IND	1,513	0.84

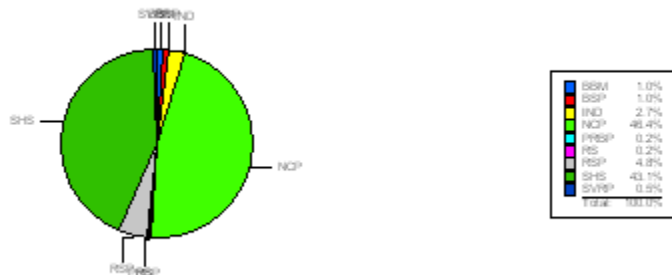
# GENERAL ELECTIONS TO STATE LEGISLATIVE ASSEMBLY 2009

No and name of the Constituency	243 Paranda		
Date of Poll			
Date of counting of votes	22nd October 2009		
Total no of electors	Male	Female	Total
	142381	125814	268195
Total no of voters who voted	95589	83372	178961
Total no of Postal Votes	755		
Total no of valid votes	179656		
Total no of rejected votes	60		
Total no of votes not retrieved from EVM	0		
Total no of tender votes	0		

Total Valid Votes Polled : **179656**

Name of the Winning Candidate **Mote Rahul Mahrudra**

Date of Declaration 22nd October 2009



# GENERAL ELECTIONS TO STATE LEGISLATIVE ASSEMBLY 2009

No and name of the Constituency	244 Karmala		
Date of Poll			
Date of counting of votes	22nd October 2009		
	Male	Female	Total
Total no of electors	132006	118521	250527
Total no of voters who voted	90482	75370	165852
Total no of Postal Votes	915		
Total no of valid votes	166356		
Total no of rejected votes	411		
Total no of votes not retrieved from EVM	0		
Total no of tender votes	0		

Name of the candidate	Party	Votes Polled	Percentage
1 Kadam Rajabhau Bhimrao	BSP	1,734	1.04
2 Bagal Shamal Digambarao	NCP	70,943	42.65
3 Patil Suryakant Ramakrishna	SHS	13,815	8.30
4 Adv. Ajinath Raghunath Shinde	LB	734	0.44
5 Jagtap Chintamani (DADA)	MNS	2,088	1.26
6 Jagtap Jaywantrao Namdeorao	SP	25,491	15.32
7 Narayan (Aaba) Patil	JSS	43,126	25.92
8 Thosar Shahaji Jagannath	BBM	856	0.51
9 Ha. Bha. Pa. Khatmode Kalyan Chandrasen	IND	2,525	1.52
10 Meeratai Sudam Shinde	IND	1,110	0.67
11 Lalasaheb Ajinath Mastud	IND	2,578	1.55
12 Shaikh Shahajahan Paigambar	IND	1,356	0.82

# GENERAL ELECTIONS TO STATE LEGISLATIVE ASSEMBLY 2009

No and name of the Constituency	244 Karmala		
Date of Poll			
Date of counting of votes	22nd October 2009		
Total no of electors	Male	Female	Total
	132006	118521	250527
Total no of voters who voted	90482	75370	165852
Total no of Postal Votes	915		
Total no of valid votes	166356		
Total no of rejected votes	411		
Total no of votes not retrieved from EVM	0		
Total no of tender votes	0		

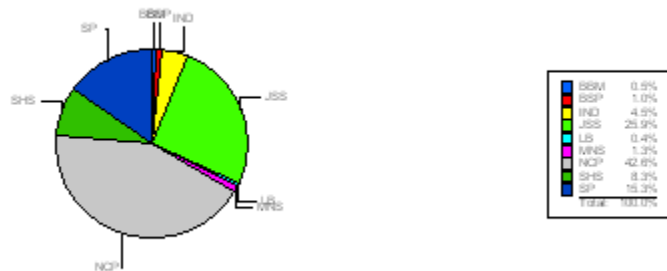
Total Valid Votes Polled : **166356**

Name of the Winning Candidate

**Bagal Shamal Digambarao**

Date of Declaration

22nd October 2009



# GENERAL ELECTIONS TO STATE LEGISLATIVE ASSEMBLY 2009

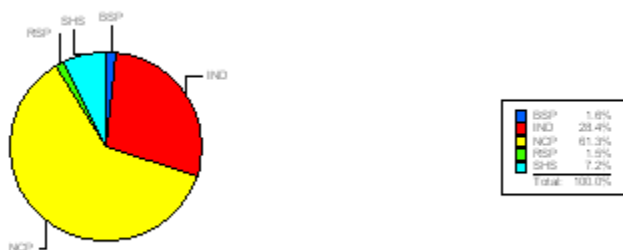
No and name of the Constituency	245 Madha		
Date of Poll			
Date of counting of votes	22nd October 2009		
Total no of electors	Male	Female	Total
	140115	126233	266348
Total no of voters who voted	98724	80438	179162
Total no of Postal Votes	864		
Total no of valid votes	179934		
Total no of rejected votes	92		
Total no of votes not retrieved from EVM	0		
Total no of tender votes	8		

Name of the candidate	Party	Votes Polled	Percentage
1 Udaysinh Yuvraj Deshmukh	BSP	2,908	1.62
2 Patil Anil Sampatrao	SHS	12,962	7.20
3 Shinde Babanrao Vitthalrao	NCP	110,224	61.26
4 Keche Baban Gahininath	RSP	2,777	1.54
5 Zende Baburao Pandurang	IND	861	0.48
6 Shahajahan Paigambar Shaikh	IND	3,147	1.75
7 Sawant Shivaji Jaywant	IND	47,055	26.15

Total Valid Votes Polled : **179934**

Name of the Winning Candidate **Shinde Babanrao Vitthalrao**

Date of Declaration **22nd October 2009**



# GENERAL ELECTIONS TO STATE LEGISLATIVE ASSEMBLY 2009

No and name of the Constituency	246 Barshi		
Date of Poll			
Date of counting of votes	22nd October 2009		
Total no of electors	Male	Female	Total
	139817	129077	268894
Total no of voters who voted	102487	92080	194567
Total no of Postal Votes	1684		
Total no of valid votes	196193		
Total no of rejected votes	58		
Total no of votes not retrieved from EVM	0		
Total no of tender votes	24		

Name of the candidate	Party	Votes Polled	Percentage
1 Kamble Ajit Bhaskar	BSP	1,955	1.00
2 Barbole Vishwas Arjunrao	SHS	18,051	9.20
3 Raut Rajendra Vitthal	INC	80,314	40.94
4 Patil Ravindra Sahebrao	BBM	1,407	0.72
5 Kamiloddin Ajimoddin Kazi	IND	1,141	0.58
6 Garad Amol Dattu	IND	605	0.31
7 Wadave Babasaheb Bhaurao	IND	1,119	0.57
8 Sarnot Rajendra Babulal	IND	1,078	0.55
9 Sopal Dilip Gangadhar	IND	90,523	46.14


Total Valid Votes Polled : **196193**

Name of the Winning Candidate

**Sopal Dilip Gangadhar**

Date of Declaration

22nd October 2009



# GENERAL ELECTIONS TO STATE LEGISLATIVE ASSEMBLY 2009

No and name of the Constituency	247 Mohol (S.C.)		
Date of Poll			
Date of counting of votes	22nd October 2009		
Total no of electors	Male	Female	Total
	136400	124290	260690
Total no of voters who voted	86519	67944	154463
Total no of Postal Votes	822		
Total no of valid votes	154886		
Total no of rejected votes	399		
Total no of votes not retrieved from EVM	0		
Total no of tender votes	5		

Name of the candidate	Party	Votes Polled	Percentage
1 Khandare Uttamprakash Baburao	SHS	9,666	6.24
2 Dhobale Laxman Kondila	NCP	81,631	52.70
3 Suraj Alias Vinod Yuvraj Kambale	BSP	2,386	1.54
4 Gaikwad Laxmikant chandrakant	KKJHS	407	0.26
5 Gautam Kisan Wadve	RPI	4,356	2.81
6 Adv. Purushottam Bhagwan Naiknaware	BBM	533	0.34
7 Devkule Dilip Namdev	IND	312	0.20
8 Patole Malhari Gulab	IND	589	0.38
9 Bansode Kisan Tatya	IND	361	0.23
10 Sanjiv Manik Khilare	IND	773	0.50
11 Honkalas Shivaji Mahadev	IND	1,420	0.92
12 Kshirsagar Nagnath Dattatraya	IND	52,452	33.86


# GENERAL ELECTIONS TO STATE LEGISLATIVE ASSEMBLY 2009

No and name of the Constituency	247 Mohol (S.C.)		
Date of Poll			
Date of counting of votes	22nd October 2009		
	Male	Female	Total
Total no of electors	136400	124290	260690
Total no of voters who voted	86519	67944	154463
Total no of Postal Votes	822		
Total no of valid votes	154886		
Total no of rejected votes	399		
Total no of votes not retrieved from EVM	0		
Total no of tender votes	5		

Total Valid Votes Polled : **154886**

Name of the Winning Candidate **Dhobale Laxman Kondila**

Date of Declaration 22nd October 2009



# GENERAL ELECTIONS TO STATE LEGISLATIVE ASSEMBLY 2009

No and name of the Constituency	248 Solapur City North		
Date of Poll			
Date of counting of votes	22nd October 2009		
Total no of electors	Male	Female	Total
	137384	129749	267133
Total no of voters who voted	72782	63793	136575
Total no of Postal Votes	246		
Total no of valid votes	136763		
Total no of rejected votes	58		
Total no of votes not retrieved from EVM	0		
Total no of tender votes	2		

Name of the candidate	Party	Votes Polled	Percentage
1 Kothe Mahesh Vishnupant	INC	52,273	38.22
2 Jain Manoj Sumerchand	BSP	4,770	3.49
3 Deshmukh Vijayakumar Sidramappa	BJP	62,363	45.60
4 Adv. Parasnth Sadashiv Narayankar	ABHM	559	0.41
5 Ram Vaman Sarvade	RPI(D)	843	0.62
6 Kedar Chandappa Nagappa	IND	228	0.17
7 Jeure Rajshekhar Mallinath	IND	274	0.20
8 Nagmani kisan Jakkan	IND	370	0.27
9 Shaikh Basir Ibrahim	IND	459	0.34
10 Sapate Manohar Ganpat	IND	14,624	10.69


Total Valid Votes Polled : **136763**

Name of the Winning Candidate

**Deshmukh Vijayakumar Sidramappa**

Date of Declaration

22nd October 2009



# GENERAL ELECTIONS TO STATE LEGISLATIVE ASSEMBLY 2009

No and name of the Constituency	249 Solapur City Central		
Date of Poll			
Date of counting of votes	22nd October 2009		
Total no of electors	Male	Female	Total
	146308	138767	285075
Total no of voters who voted	70845	65785	136630
Total no of Postal Votes	225		
Total no of valid votes	136851		
Total no of rejected votes	4		
Total no of votes not retrieved from EVM	0		
Total no of tender votes	9		

Name of the candidate	Party	Votes Polled	Percentage
1 Adam Narasayya Narayan	CPM	34,664	25.33
2 Barde Purushottan Dattatray	SHS	26,562	19.41
3 Shinde Praniti Sushilkumar	INC	68,028	49.71
4 Shaikh A. Rajak Nabilal	BSP	3,174	2.32
5 Chavan Yashwant Limbaji	MNS	1,080	0.79
6 Dattatraya Shripad Paithankar	ABHM	147	0.11
7 Mane Baban Nivrutti	SVRP	302	0.22
8 Adv. Kothimbire Mahiboob Bilalahemad	IND	450	0.33
9 Rukhiyabano Maheboob Birajdar	IND	242	0.18
10 Vijaykumar Dadarao Shinde	IND	546	0.40
11 Vijaykumar Bhagwanrao Ughade	IND	363	0.27
12 Vikram Uttam Kasbe	IND	1,293	0.94

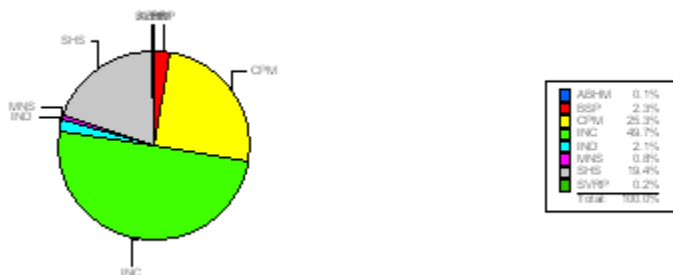
# GENERAL ELECTIONS TO STATE LEGISLATIVE ASSEMBLY 2009

No and name of the Constituency	249 Solapur City Central		
Date of Poll			
Date of counting of votes	22nd October 2009		
Total no of electors	Male	Female	Total
	146308	138767	285075
Total no of voters who voted	70845	65785	136630
Total no of Postal Votes	225		
Total no of valid votes	136851		
Total no of rejected votes	4		
Total no of votes not retrieved from EVM	0		
Total no of tender votes	9		

Total Valid Votes Polled : **136851**

Name of the Winning Candidate **Shinde Praniti Sushilkumar**

Date of Declaration 22nd October 2009



# GENERAL ELECTIONS TO STATE LEGISLATIVE ASSEMBLY 2009

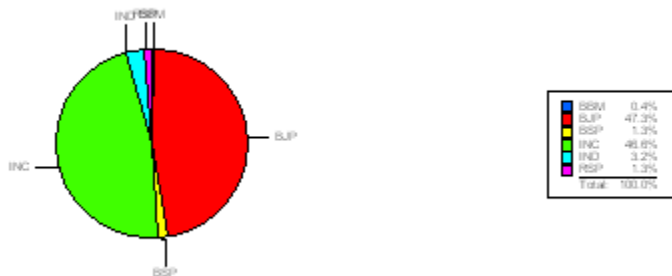
No and name of the Constituency	250 Akkalkot		
Date of Poll			
Date of counting of votes	22nd October 2009		
Total no of electors	Male	Female	Total
	154015	146856	300871
Total no of voters who voted	102824	91967	194791
Total no of Postal Votes	1179		
Total no of valid votes	195717		
Total no of rejected votes	253		
Total no of votes not retrieved from EVM	0		
Total no of tender votes	10		

Name of the candidate	Party	Votes Polled	Percentage
1 Ghatkamble Yallappa Mahadev	BSP	2,477	1.27
2 Patil Sidramappa Malkappa	BJP	92,496	47.26
3 Siddharam Satlingappa Mhetre	INC	91,111	46.55
4 Bandgar Sunil Shivaji	RSP	2,567	1.31
5 Sonkamble Gautam Vijaykumar	BBM	726	0.37
6 Ingale Chandrakant Kondiba	IND	3,413	1.74
7 Jamadar Razak Huseni	IND	944	0.48
8 Mulla Hamid Ibrahim	IND	1,983	1.01

Total Valid Votes Polled : **195717**

Name of the Winning Candidate **Patil Sidramappa Malkappa**

Date of Declaration 22nd October 2009



# GENERAL ELECTIONS TO STATE LEGISLATIVE ASSEMBLY 2009

No and name of the Constituency	251 Solapur South		
Date of Poll			
Date of counting of votes	22nd October 2009		
Total no of electors	Male	Female	Total
	142618	127245	269863
Total no of voters who voted	74504	61914	136418
Total no of Postal Votes	826		
Total no of valid votes	137067		
Total no of rejected votes	177		
Total no of votes not retrieved from EVM	0		
Total no of tender votes	14		

	Name of the candidate	Party	Votes Polled	Percentage
1	Turabe Suresh Kallappa	BSP	3,274	2.39
2	Dilip Bramhadev Mane	INC	72,068	52.58
3	Patil Ratikant Shankareppa	SHS	54,406	39.69
4	Vijaykumar Rewappa Gaikwad	BBM	1,033	0.75
5	Hasapure Ramesh Sidramappa	MNS	1,786	1.30
6	Chandrakant Amogsidha Naikode	IND	426	0.31
7	Chandrakant Doula Khyade	IND	243	0.18
8	Dr. Nanasaheb Pandit Arjun	IND	283	0.21
9	Bharati raju Yadigirakar	IND	944	0.69
10	Rajmane Satish Mallinath	IND	529	0.39
11	Radhakrushna Yashwant Patil	IND	890	0.65
12	Shendge Siddharam Tukaram	IND	1,185	0.86

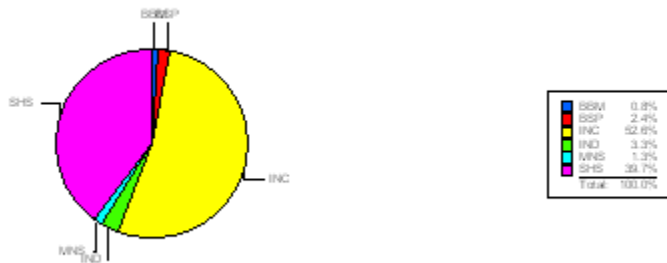
# GENERAL ELECTIONS TO STATE LEGISLATIVE ASSEMBLY 2009

No and name of the Constituency	251 Solapur South		
Date of Poll			
Date of counting of votes	22nd October 2009		
Total no of electors	Male	Female	Total
	142618	127245	269863
Total no of voters who voted	74504	61914	136418
Total no of Postal Votes	826		
Total no of valid votes	137067		
Total no of rejected votes	177		
Total no of votes not retrieved from EVM	0		
Total no of tender votes	14		

Total Valid Votes Polled : **137067**

Name of the Winning Candidate **Dilip Bramhadev Mane**

Date of Declaration 22nd October 2009



# GENERAL ELECTIONS TO STATE LEGISLATIVE ASSEMBLY 2009

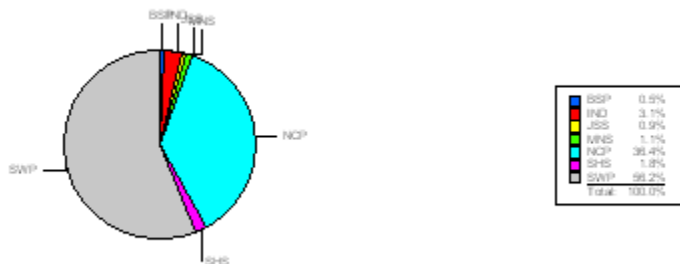
No and name of the Constituency	252 Pandharpur		
Date of Poll			
Date of counting of votes	22nd October 2009		
Total no of electors	Male	Female	Total
	143161	131366	274527
Total no of voters who voted	98983	88723	187706
Total no of Postal Votes	1172		
Total no of valid votes	188725		
Total no of rejected votes	153		
Total no of votes not retrieved from EVM	0		
Total no of tender votes	14		

Name of the candidate	Party	Votes Polled	Percentage
1 Kamble Bhalchandra Yallappa	BSP	960	0.51
2 Bhagat Yetala Narayan	SHS	3,330	1.76
3 Mohite Patil Vijaysinh Shankarrao	NCP	68,778	36.44
4 Thengil Suryakant Dnyanoba	JSS	1,619	0.86
5 Dhotre Dilip Kashinath	MNS	1,998	1.06
6 Bhalke Bharat Tukaram	SWP	106,141	56.24
7 Abhangrao Hemant Bhagwat	IND	1,873	0.99
8 Adv. Dr. Pawar Rajaram Bhagawatrao	IND	737	0.39
9 Patil Vijaysinh Sarjerao	IND	1,412	0.75
10 Patil Somnath Alias Raju Manohar	IND	1,877	0.99

Total Valid Votes Polled : **188725**

Name of the Winning Candidate **Bhalke Bharat Tukaram**

Date of Declaration 22nd October 2009



# GENERAL ELECTIONS TO STATE LEGISLATIVE ASSEMBLY 2009

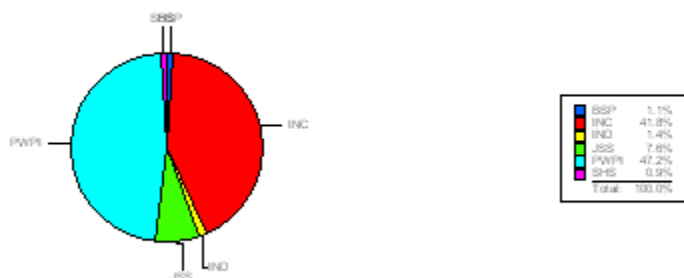
No and name of the Constituency	253 Sangola		
Date of Poll			
Date of counting of votes	22nd October 2009		
Total no of electors	Male	Female	Total
	130798	121676	252474
Total no of voters who voted	95650	87309	182959
Total no of Postal Votes	1035		
Total no of valid votes	183524		
Total no of rejected votes	470		
Total no of votes not retrieved from EVM	0		
Total no of tender votes	29		

Name of the candidate	Party	Votes Polled	Percentage
1 Dethe Navanath Bhagawan	BSP	2,078	1.13
2 Walake Jalindar Shivaling	SHS	1,651	0.90
3 Adv. Shahajibapu Rajaram Patil	INC	76,744	41.82
4 Ganapatrao Annasaheb Deshmukh	PWPI	86,548	47.16
5 Deshmukh Shrikant Appaso	JSS	13,997	7.63
6 Adv. Machhindra Aappaso Patil	IND	2,506	1.37

Total Valid Votes Polled : **183524**

Name of the Winning Candidate **Ganapatrao Annasaheb Deshmukh**

Date of Declaration **22nd October 2009**



# GENERAL ELECTIONS TO STATE LEGISLATIVE ASSEMBLY 2009

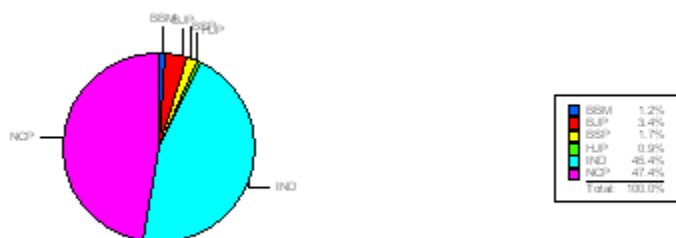
No and name of the Constituency	254 Malshiras (S.C.)		
Date of Poll			
Date of counting of votes	22nd October 2009		
Total no of electors	Male	Female	Total
	140224	131198	271422
Total no of voters who voted	93484	79819	173303
Total no of Postal Votes	1365		
Total no of valid votes	173640		
Total no of rejected votes	567		
Total no of votes not retrieved from EVM	461		
Total no of tender votes	3		

Name of the candidate	Party	Votes Polled	Percentage
1 Kambale Dilip Dnyandeo	BJP	5,875	3.38
2 Gaikwad Pandurang Sadashiv	BSP	2,882	1.66
3 Dolas Hanumant Jagannath	NCP	82,360	47.43
4 Kamble Dnhyandeo Ganpat	BBM	2,103	1.21
5 Khilare Mahadeo Balbhim	HJP	1,565	0.90
6 Jankar Uttamrao Shivadas	IND	66,134	38.09
7 Baburao Tayappa More	IND	3,249	1.87
8 Prof. Martand Ramachandra Sathe	IND	6,443	3.71
9 Sudhir Arjun Pol	IND	3,029	1.74

Total Valid Votes Polled : **173640**

Name of the Winning Candidate **Dolas Hanumant Jagannath**

Date of Declaration **22nd October 2009**



# GENERAL ELECTIONS TO STATE LEGISLATIVE ASSEMBLY 2009

No and name of the Constituency	255 Phaltan (S.C.)		
Date of Poll			
Date of counting of votes	22nd October 2009		
Total no of electors	Male	Female	Total
	141028	133886	274914
Total no of voters who voted	82868	68541	151409
Total no of Postal Votes	958		
Total no of valid votes	152287		
Total no of rejected votes	80		
Total no of votes not retrieved from EVM	0		
Total no of tender votes	5		

Name of the candidate	Party	Votes Polled	Percentage
1 Kamble Sundar Kundlik	BSP	1,363	0.90
2 Chavan Dipak Pralhad	NCP	71,506	46.95
3 Baburao Jyotiram Mane	SHS	31,592	20.75
4 Amol Gulab Aavale	RPI(A)	2,281	1.50
5 Aadhav Chandrakant Babanrao	RSP	7,695	5.05
6 Ahiwale Rahul Sugandh	IND	1,089	0.72
7 Aagawane Anil Laxman	IND	393	0.26
8 Aagawane Rajesh Vitthal	IND	540	0.35
9 Aawale Namdev Dadu	IND	577	0.38
10 Kakade Popatrao Maruti	IND	24,672	16.20
11 Kakade Balkrishna Kisan	IND	807	0.53
12 Jagtap Audumbar Nivrutti	IND	513	0.34
13 Dattatraya Baba Edave	IND	976	0.64
14 Dhondiram Arjun Kharat (Sir)	IND	632	0.42
15 Namdev Bhiva Khude	IND	1,465	0.96
16 Pramod Janardhan Ranavare	IND	979	0.64
17 Mane Popottrao Gulabrao	IND	413	0.27
18 More Vinod Dada	IND	1,134	0.74
19 Laxman Bapu Mane	IND	1,718	1.13
20 Vishwas Gopinath Daithankar	IND	1,014	0.67
21 Salvi Chandrakant Narayan	IND	928	0.61

# GENERAL ELECTIONS TO STATE LEGISLATIVE ASSEMBLY 2009

No and name of the Constituency	255 Phaltan (S.C.)		
Date of Poll			
Date of counting of votes	22nd October 2009		
Total no of electors	Male	Female	Total
	141028	133886	274914
Total no of voters who voted	82868	68541	151409
Total no of Postal Votes	958		
Total no of valid votes	152287		
Total no of rejected votes	80		
Total no of votes not retrieved from EVM	0		
Total no of tender votes	5		

Total Valid Votes Polled : **152287**

Name of the Winning Candidate **Chavan Dipak Pralhad**

Date of Declaration 22nd October 2009



# GENERAL ELECTIONS TO STATE LEGISLATIVE ASSEMBLY 2009

No and name of the Constituency	256 Wai		
Date of Poll			
Date of counting of votes	22nd October 2009		
Total no of electors	Male	Female	Total
	141772	140544	282316
Total no of voters who voted	101987	95923	197910
Total no of Postal Votes	1166		
Total no of valid votes	198654		
Total no of rejected votes	422		
Total no of votes not retrieved from EVM	0		
Total no of tender votes	13		

Name of the candidate	Party	Votes Polled	Percentage
1 Jagtap Dilip Shirang	BSP	962	0.48
2 Jadhav Purushottam Bajirao	SHS	35,452	17.85
3 Bhosale Madan Prataprao	INC	59,062	29.73
4 Ashokrao Vaman Gaikwad	RPI(A)	8,025	4.04
5 Kadam Sanjay Krishnarao	SBP	427	0.21
6 Kharat Raju Bhagwan	MNS	2,565	1.29
7 Nitinkumar Laxmanrao Bhargude Patil	IND	8,716	4.39
8 Makarand Laxmanrao Jadhav Patil	IND	80,887	40.72
9 Shivaji Khasaba More	IND	1,024	0.52
10 Sabale Sudha Sampat	IND	1,534	0.77

Total Valid Votes Polled : **198654**

Name of the Winning Candidate **Bhosale Madan Prataprao**

Date of Declaration 22nd October 2009



# GENERAL ELECTIONS TO STATE LEGISLATIVE ASSEMBLY 2009

No and name of the Constituency	257 Koregaon		
Date of Poll			
Date of counting of votes	22nd October 2009		
	Male	Female	Total
Total no of electors	132525	128415	260940
Total no of voters who voted	83741	77655	161396
Total no of Postal Votes	680		
Total no of valid votes	161886		
Total no of rejected votes	190		
Total no of votes not retrieved from EVM	0		
Total no of tender votes	1		

Name of the candidate	Party	Votes Polled	Percentage
1 More Mahendra Bhiva	BSP	1,514	0.94
2 Shashikant Jaywantrao Shinde	NCP	80,373	49.65
3 Santosh Laxman Jadhav	SHS	16,621	10.27
4 Bagal Sadashiv Sahebrao	RS	495	0.31
5 Aavade Bhichukale Alankrita Abhijit	IND	370	0.23
6 Dattajirao Nivruti Barge	IND	471	0.29
7 Bhosale Yashwant (Bhau)	IND	10,701	6.61
8 Ramesh Dagadu Mane	IND	313	0.19
9 Ramesh Pandurang Borge (Patil)	IND	1,193	0.74
10 Dr. Shalinitai Vasantrao Patil	IND	48,620	30.03
11 Suresh Baburao Veer	IND	1,215	0.75

# GENERAL ELECTIONS TO STATE LEGISLATIVE ASSEMBLY 2009

No and name of the Constituency	257 Koregaon		
Date of Poll			
Date of counting of votes	22nd October 2009		
Total no of electors	Male	Female	Total
	132525	128415	260940
Total no of voters who voted	83741	77655	161396
Total no of Postal Votes	680		
Total no of valid votes	161886		
Total no of rejected votes	190		
Total no of votes not retrieved from EVM	0		
Total no of tender votes	1		

Total Valid Votes Polled : **161886**

Name of the Winning Candidate

**Shashikant Jaywantrao Shinde**

Date of Declaration

22nd October 2009



BSP	8.3%
IND	33.2%
NCP	48.2%
SHS	10.3%
Total	100.0%

# GENERAL ELECTIONS TO STATE LEGISLATIVE ASSEMBLY 2009

No and name of the Constituency	258 Man		
Date of Poll			
Date of counting of votes	22nd October 2009		
	Male	Female	Total
Total no of electors	142340	138415	280755
Total no of voters who voted	93980	93223	187203
Total no of Postal Votes	907		
Total no of valid votes	187898		
Total no of rejected votes	212		
Total no of votes not retrieved from EVM	0		
Total no of tender votes	15		

	Name of the candidate	Party	Votes Polled	Percentage
1	Dr. Yelgaonkar Dilip Murlidhar	BJP	41,585	22.13
2	Sadashiv Abaji Pol	NCP	56,605	30.13
3	Sable Kaushalya Babasaheb	BSP	1,123	0.60
4	Gudge Surendra Mohanrao	RSP	18,870	10.04
5	Karande Changdeo Namdeo	IND	516	0.27
6	Kale Ravsaheb Sitaram	IND	438	0.23
7	Ghutukade Dilip Shripati	IND	1,082	0.58
8	Jaykumar Bhagwanrao Gore	IND	60,703	32.31
9	Dinesh Gajanan Kashid	IND	886	0.47
10	Adv. Vinod Dinkar More	IND	752	0.40
11	Adv. Sachin Dashrath Satpute	IND	811	0.43
12	Suresh Dadu Shinde	IND	2,461	1.31
13	Sangita Pandurang Shelar	IND	2,066	1.10

# GENERAL ELECTIONS TO STATE LEGISLATIVE ASSEMBLY 2009

No and name of the Constituency	258 Man		
Date of Poll			
Date of counting of votes	22nd October 2009		
Total no of electors	Male	Female	Total
	142340	138415	280755
Total no of voters who voted	93980	93223	187203
Total no of Postal Votes	907		
Total no of valid votes	187898		
Total no of rejected votes	212		
Total no of votes not retrieved from EVM	0		
Total no of tender votes	15		

Total Valid Votes Polled : **187898**

Name of the Winning Candidate **Jaykumar Bhagwanrao Gore**

Date of Declaration 22nd October 2009



# GENERAL ELECTIONS TO STATE LEGISLATIVE ASSEMBLY 2009


No and name of the Constituency	259 Karad		
Date of Poll			
Date of counting of votes	22nd October 2009		
Total no of electors	Male	Female	Total
	128611	126568	255179
Total no of voters who voted	89133	88582	177715
Total no of Postal Votes	600		
Total no of valid votes	177962		
Total no of rejected votes	353		
Total no of votes not retrieved from EVM	0		
Total no of tender votes	8		

Name of the candidate	Party	Votes Polled	Percentage
1 Atul Suresh Bhosale	NCP	60,571	34.04
2 Pawar Vilas Babu	BSP	1,362	0.77
3 Vasudeo Hanmant Mane	SHS	10,082	5.67
4 Ashokrao Ganpatrao Chavan	MNS	1,173	0.66
5 Adv. Atulkumar Bhagawanrao Deshkar	IND	644	0.36
6 Patil Balaso Pandurang	IND	1,884	1.06
7 Patil Shamrao Aaba	IND	588	0.33
8 Patil Shamrao alias Balasaheb Pandurang	IND	101,658	57.12

Total Valid Votes Polled : **177962**

Name of the Winning Candidate **Patil Shamrao alias Balasaheb Pandurang**

Date of Declaration 22nd October 2009



# GENERAL ELECTIONS TO STATE LEGISLATIVE ASSEMBLY 2009

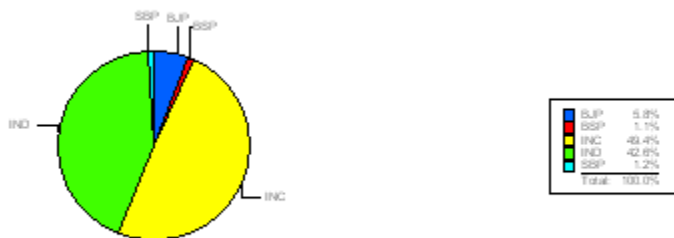
No and name of the Constituency	260 Karad South		
Date of Poll			
Date of counting of votes	22nd October 2009		
Total no of electors	Male	Female	Total
	130176	122302	252478
Total no of voters who voted	87260	80168	167428
Total no of Postal Votes	803		
Total no of valid votes	167892		
Total no of rejected votes	339		
Total no of votes not retrieved from EVM	0		
Total no of tender votes	8		

Name of the candidate	Party	Votes Polled	Percentage
1 Thorawade Ananda Ramesh	BSP	1,775	1.06
2 Bharat Baburao Patil	BJP	9,784	5.83
3 Vilasrao Patil (Kaka)	INC	82,857	49.35
4 Mohte Rajendra Prataprao	SBP	1,950	1.16
5 Ashok Anna Bhosale	IND	532	0.32
6 Thorat Patil Suryakant Ramachandra	IND	671	0.40
7 Patil Vilasrao Govind (Watharkar Babu)	IND	67,944	40.47
8 Rajendra Shivaji Pawar	IND	1,143	0.68
9 Shabbir Rasul Majuwar	IND	1,236	0.74

Total Valid Votes Polled : **167892**

Name of the Winning Candidate **Vilasrao Patil (Kaka)**

Date of Declaration 22nd October 2009



# GENERAL ELECTIONS TO STATE LEGISLATIVE ASSEMBLY 2009

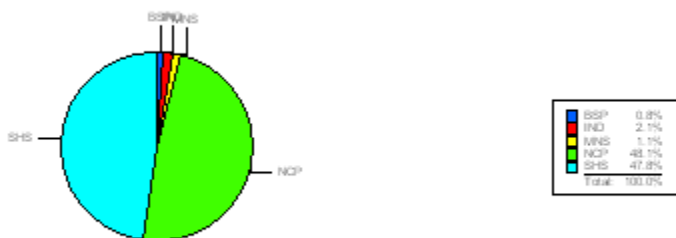
No and name of the Constituency	261 Patan		
Date of Poll			
Date of counting of votes	22nd October 2009		
Total no of electors	Male	Female	Total
	124020	123901	247921
Total no of voters who voted	88668	93378	182046
Total no of Postal Votes	794		
Total no of valid votes	182600		
Total no of rejected votes	240		
Total no of votes not retrieved from EVM	0		
Total no of tender votes	8		

Name of the candidate	Party	Votes Polled	Percentage
1 Desai Shambhuraj Shivajirao	SHS	87,337	47.83
2 Patankar Vikramsinha Ranjitsinha	NCP	87,917	48.15
3 Magare Nivrutti Sitaram	BSP	1,499	0.82
4 Patil Avinash Tukaram	MNS	2,061	1.13
5 Shinde Rajendra Dhondiba	IND	436	0.24
6 Sarjero Shankar Kamble	IND	1,340	0.73
7 Dr. Sandip Rajaram Mane	IND	2,010	1.10

Total Valid Votes Polled : **182600**

Name of the Winning Candidate **Patankar Vikramsinha Ranjitsinha**

Date of Declaration 22nd October 2009



# GENERAL ELECTIONS TO STATE LEGISLATIVE ASSEMBLY 2009

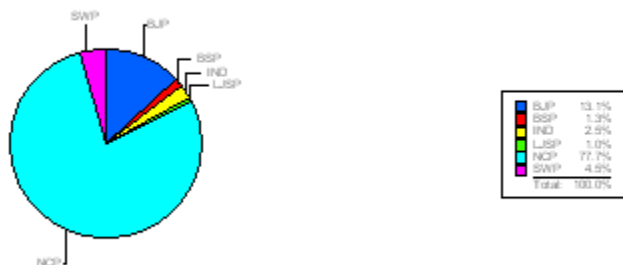
No and name of the Constituency	262 Satara		
Date of Poll			
Date of counting of votes	22nd October 2009		
Total no of electors	Male	Female	Total
	145328	145665	290993
Total no of voters who voted	81410	81868	163278
Total no of Postal Votes	564		
Total no of valid votes	163605		
Total no of rejected votes	237		
Total no of votes not retrieved from EVM	0		
Total no of tender votes	0		

Name of the candidate	Party	Votes Polled	Percentage
1 Chavan Prashant Vasant	BSP	2,147	1.31
2 Narendra Mohanrao Patil	BJP	21,365	13.06
3 Bhonsle Shivendrasinh Abhaysinh	NCP	127,143	77.71
4 Pradip Ganpat Shivdas	LJSP	1,585	0.97
5 Varasha Laxman Deshpande	SWP	7,349	4.49
6 Awade - Bichukale Alankruta Abhijit	IND	891	0.54
7 Kishore Hanmant Dhumal	IND	1,873	1.14
8 Jadhav Sanjay Popatrao	IND	1,252	0.77

Total Valid Votes Polled : **163605**

Name of the Winning Candidate **Bhonsle Shivendrasinh Abhaysinh**

Date of Declaration 22nd October 2009



# GENERAL ELECTIONS TO STATE LEGISLATIVE ASSEMBLY 2009

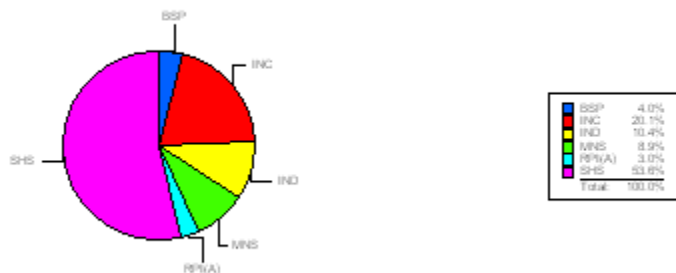
No and name of the Constituency	263 Dapoli		
Date of Poll			
Date of counting of votes	22nd October 2009		
Total no of electors	Male	Female	Total
	106216	133279	239495
Total no of voters who voted	60766	79524	140290
Total no of Postal Votes	1400		
Total no of valid votes	139907		
Total no of rejected votes	892		
Total no of votes not retrieved from EVM	891		
Total no of tender votes	0		

Name of the candidate	Party	Votes Polled	Percentage
1 Khambe Dnyandev Ramchandra	BSP	5,615	4.01
2 Dalvi Suryakant Shivram	SHS	74,973	53.59
3 Bhosle Vijay Krishnaji	INC	28,169	20.13
4 Pritam Laxman Ruke	RPI(A)	4,177	2.99
5 Santosh Madhusudan Shirke	MNS	12,481	8.92
6 Chandrakant Ganpat Mohite	IND	4,673	3.34
7 Pramod Bhosale	IND	6,898	4.93
8 Sunil Babu Khedekar	IND	2,921	2.09

Total Valid Votes Polled : **139907**

Name of the Winning Candidate **Dalvi Suryakant Shivram**

Date of Declaration 22nd October 2009



# GENERAL ELECTIONS TO STATE LEGISLATIVE ASSEMBLY 2009

No and name of the Constituency	264 Guhagar		
Date of Poll			
Date of counting of votes	22nd October 2009		
Total no of electors	Male	Female	Total
	89186	116190	205376
Total no of voters who voted	59741	81919	141660
Total no of Postal Votes	483		
Total no of valid votes	142111		
Total no of rejected votes	32		
Total no of votes not retrieved from EVM	0		
Total no of tender votes	4		

Name of the candidate	Party	Votes Polled	Percentage
1 Uday Arjun Pawar	BSP	2,473	1.74
2 Kadam Ramdas Gangaram	SHS	40,032	28.17
3 Jadhav Bhaskar Bhauro	NCP	53,108	37.37
4 Khedekar Vaibhav Sadanand	MNS	6,860	4.83
5 Sawant Suresh Bhikaji	RPI	3,785	2.66
6 Ambre Pramod Parshuram	IND	740	0.52
7 Eknath Datram Sakpal	IND	1,232	0.87
8 Dr. Vinay Shridhar Natu	IND	29,606	20.83
9 Shrikant Shivram Kadam	IND	1,732	1.22
10 Sadanand Shantaram Pawar	IND	2,543	1.79

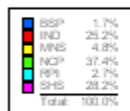
Total Valid Votes Polled : **142111**

Name of the Winning Candidate

**Jadhav Bhaskar Bhauro**

Date of Declaration

22nd October 2009



# GENERAL ELECTIONS TO STATE LEGISLATIVE ASSEMBLY 2009

No and name of the Constituency	265 Chiplun		
Date of Poll			
Date of counting of votes	22nd October 2009		
Total no of electors	Male	Female	Total
	105917	119339	225256
Total no of voters who voted	71515	79792	151307
Total no of Postal Votes	393		
Total no of valid votes	151636		
Total no of rejected votes	64		
Total no of votes not retrieved from EVM	0		
Total no of tender votes	5		

Name of the candidate	Party	Votes Polled	Percentage
1 Kadam Rameshbhai Ramchandra	NCP	57,531	37.94
2 Chavan Sadanand Narayan	SHS	76,015	50.13
3 Mohite Sameer Vishram	BSP	2,368	1.56
4 Salunke Suryakant Tukaram	MNS	10,642	7.02
5 Suresh Babu Padyal	RSP	1,885	1.24
6 Bhojne Nishikant Narayan	IND	3,195	2.11

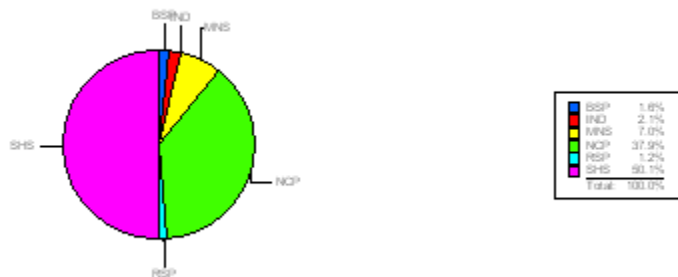
Total Valid Votes Polled : **151636**

Name of the Winning Candidate

**Chavan Sadanand Narayan**

Date of Declaration

22nd October 2009



# GENERAL ELECTIONS TO STATE LEGISLATIVE ASSEMBLY 2009

No and name of the Constituency	266 Ratnagiri		
Date of Poll			
Date of counting of votes	22nd October 2009		
Total no of electors	Male	Female	Total
	115008	122250	237258
Total no of voters who voted	75715	83544	159259
Total no of Postal Votes	304		
Total no of valid votes	159562		
Total no of rejected votes	1		
Total no of votes not retrieved from EVM	0		
Total no of tender votes	6		

Name of the candidate	Party	Votes Polled	Percentage
1 Uday Ravindra Samant	NCP	74,245	46.53
2 Nisar Hasan Rajpurkar	BSP	1,565	0.98
3 Bal Mane	BJP	65,969	41.34
4 Abhijit Hegshetye	LB	1,658	1.04
5 Ghag Sanket Ketan	MNS	5,617	3.52
6 Abdul Bijali Khan	IND	308	0.19
7 Khan Ibrahim Hasan	IND	195	0.12
8 Govind Rama Bane (Baane)	IND	152	0.10
9 Zubair Sirajuddin Nakade	IND	303	0.19
10 Nana Mayekar	IND	3,219	2.02
11 Vasant Laxman Shitap	IND	617	0.39
12 Shabab Nurmahmmud Khan	IND	1,579	0.99
13 Shekhasan Mohammad Daud	IND	572	0.36
14 Surve Sunil Vasant	IND	3,563	2.23

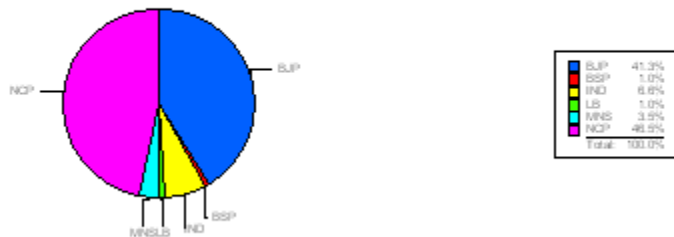
# GENERAL ELECTIONS TO STATE LEGISLATIVE ASSEMBLY 2009

No and name of the Constituency	266 Ratnagiri		
Date of Poll			
Date of counting of votes	22nd October 2009		
Total no of electors	Male	Female	Total
	115008	122250	237258
Total no of voters who voted	75715	83544	159259
Total no of Postal Votes	304		
Total no of valid votes	159562		
Total no of rejected votes	1		
Total no of votes not retrieved from EVM	0		
Total no of tender votes	6		

Total Valid Votes Polled : **159562**

Name of the Winning Candidate **Uday Ravindra Samant**

Date of Declaration 22nd October 2009



# GENERAL ELECTIONS TO STATE LEGISLATIVE ASSEMBLY 2009

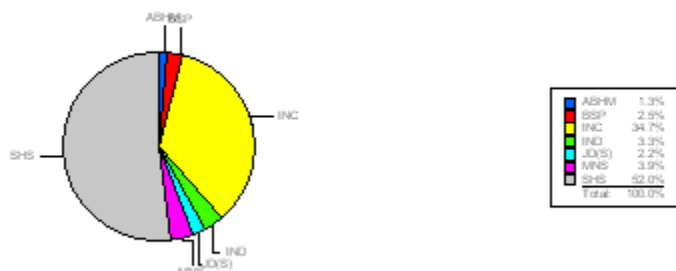
No and name of the Constituency	267 Rajapur		
Date of Poll			
Date of counting of votes	22nd October 2009		
Total no of electors	Male	Female	Total
	91235	119999	211234
Total no of voters who voted	61586	77474	139060
Total no of Postal Votes	461		
Total no of valid votes	139453		
Total no of rejected votes	68		
Total no of votes not retrieved from EVM	0		
Total no of tender votes	0		

Name of the candidate	Party	Votes Polled	Percentage
1 Agre Hemanant Shankar	BSP	3,529	2.53
2 Kadam Ganpat Daulat	INC	48,433	34.73
3 Rajan Salvi	SHS	72,574	52.04
4 Arte Yuyutsu Ramakant	JD(S)	3,119	2.24
5 Bharati Pramila Gambhirai	ABHM	1,809	1.30
6 Saundalkar Avinash Dhondu	MNS	5,390	3.87
7 Matkar Shantaaram Keshav	IND	4,599	3.30

Total Valid Votes Polled : **139453**

Name of the Winning Candidate **Rajan Salvi**

Date of Declaration 22nd October 2009



# GENERAL ELECTIONS TO STATE LEGISLATIVE ASSEMBLY 2009

No and name of the Constituency	268 Kanakawali		
Date of Poll			
Date of counting of votes	22nd October 2009		
Total no of electors	Male	Female	Total
	95791	108584	204375
Total no of voters who voted	71023	73167	144190
Total no of Postal Votes	325		
Total no of valid votes	144486		
Total no of rejected votes	29		
Total no of votes not retrieved from EVM	0		
Total no of tender votes	3		

Name of the candidate	Party	Votes Polled	Percentage
1 Jathar Pramod Shantaram	BJP	57,651	39.90
2 Phatak Ravindra Sadanand	INC	57,617	39.88
3 Vasudev Sitaram Jadhav	BSP	1,717	1.19
4 Kuldip Pedanekar	JSS	24,566	17.00
5 Mahendra Natekar	IND	2,935	2.03

Total Valid Votes Polled : **144486**

Name of the Winning Candidate

**Jathar Pramod Shantaram**

Date of Declaration

22nd October 2009



BJP	39.90%
BSP	1.19%
INC	39.88%
IND	2.03%
JSS	17.00%
Total	100.00%

# GENERAL ELECTIONS TO STATE LEGISLATIVE ASSEMBLY 2009

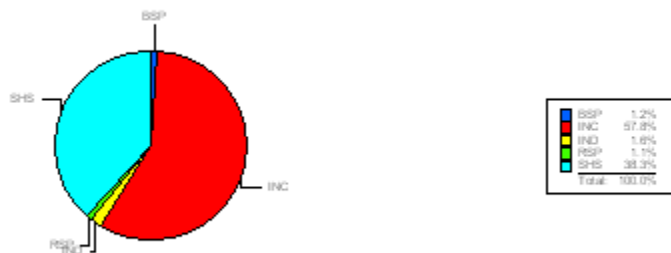
No and name of the Constituency	269 Kudal		
Date of Poll			
Date of counting of votes	22nd October 2009		
Total no of electors	Male	Female	Total
	88967	97657	186624
Total no of voters who voted	63267	60976	124243
Total no of Postal Votes	223		
Total no of valid votes	124465		
Total no of rejected votes	1		
Total no of votes not retrieved from EVM	0		
Total no of tender votes	2		

Name of the candidate	Party	Votes Polled	Percentage
1 Naik Vaibhav Vijay	SHS	47,666	38.30
2 Narayan Tatu Rane	INC	71,921	57.78
3 Ravindra Harischandra Kasalkar	BSP	1,503	1.21
4 Borkar Surendra	RSP	1,427	1.15
5 Dr. Prasad Janardan Waingankar	IND	1,948	1.57

Total Valid Votes Polled : **124465**

Name of the Winning Candidate **Narayan Tatu Rane**

Date of Declaration 22nd October 2009



# GENERAL ELECTIONS TO STATE LEGISLATIVE ASSEMBLY 2009

No and name of the Constituency	270 Sawantwadi		
Date of Poll			
Date of counting of votes	22nd October 2009		
Total no of electors	Male	Female	Total
	99125	103801	202926
Total no of voters who voted	67084	63914	130998
Total no of Postal Votes	407		
Total no of valid votes	131379		
Total no of rejected votes	26		
Total no of votes not retrieved from EVM	0		
Total no of tender votes	2		

Name of the candidate	Party	Votes Polled	Percentage
1 Dalvi Shivram Gopal	SHS	45,012	34.26
2 Deepak Vsant Kesarkar	NCP	63,430	48.28
3 Sunil Alias Yashwant Vasant Pednekar	BSP	1,781	1.36
4 Baburao Dattaram Dhuri	JD(S)	1,792	1.36
5 Pravin Prataprao Bhonsle	IND	19,364	14.74

Total Valid Votes Polled : **131379**

Name of the Winning Candidate

**Deepak Vsant Kesarkar**

Date of Declaration

22nd October 2009



# GENERAL ELECTIONS TO STATE LEGISLATIVE ASSEMBLY 2009

No and name of the Constituency	271 Chandgad		
Date of Poll			
Date of counting of votes	22nd October 2009		
Total no of electors	Male	Female	Total
	133083	133956	267039
Total no of voters who voted	101894	104860	206754
Total no of Postal Votes	1267		
Total no of valid votes	207950		
Total no of rejected votes	71		
Total no of votes not retrieved from EVM	0		
Total no of tender votes	13		

Name of the candidate	Party	Votes Polled	Percentage
1 Kamble Mahadev Saruppa Alias Shantiratna Kamble	BSP	1,841	0.89
2 Joshi Pralhad Vishvanath	SHS	4,651	2.24
3 Desai Krishnarao Rakhmajirao Alias Babasaheb Kupe	NCP	64,194	30.87
4 Gopalrao Motiram Patil	JSS	58,862	28.31
5 Shinde Shripatarao Dinkarrao	JD(S)	11,887	5.72
6 Atyalakar Dattatray Gundu	IND	2,961	1.42
7 Nalawade Sangramsinha Appaso	IND	3,815	1.83
8 Patil Narasingarao Gurunath	IND	24,638	11.85
9 Bharmuanna Subarao Patil	IND	27,915	13.42
10 Rajendra Shamarao Gadyanavar	IND	7,186	3.46

Total Valid Votes Polled : **207950**

Name of the Winning Candidate

**Desai Krishnarao Rakhmajirao Alias Babasaheb Kupe**

Date of Declaration

22nd October 2009



# GENERAL ELECTIONS TO STATE LEGISLATIVE ASSEMBLY 2009

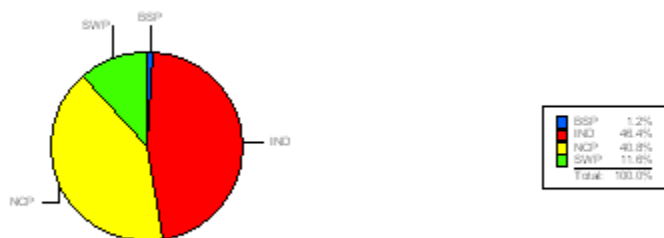
No and name of the Constituency	272 Radhanagari		
Date of Poll			
Date of counting of votes	22nd October 2009		
Total no of electors	Male	Female	Total
	144496	136211	280707
Total no of voters who voted	107811	103688	211499
Total no of Postal Votes	1592		
Total no of valid votes	212893		
Total no of rejected votes	198		
Total no of votes not retrieved from EVM	0		
Total no of tender votes	5		

Name of the candidate	Party	Votes Polled	Percentage
1 Taral Bhimrao Dattatray	BSP	2,558	1.20
2 K. P. Patil	NCP	86,843	40.79
3 Prof. Dr. Jalandar Ganapati Patil	SWP	24,802	11.65
4 Abitkar Prakash Anandrao	IND	36,359	17.08
5 Desai bajarang Anandrao	IND	45,121	21.19
6 Patil Ananda Bhagoji	IND	1,613	0.76
7 More Vijaysinh Krishnaji	IND	15,597	7.33

Total Valid Votes Polled : **212893**

Name of the Winning Candidate **K. P. Patil**

Date of Declaration 22nd October 2009



# GENERAL ELECTIONS TO STATE LEGISLATIVE ASSEMBLY 2009

No and name of the Constituency	273 Kagal		
Date of Poll			
Date of counting of votes	22nd October 2009		
Total no of electors	Male	Female	Total
	140606	138104	278710
Total no of voters who voted	113445	111558	225003
Total no of Postal Votes	1473		
Total no of valid votes	226347		
Total no of rejected votes	129		
Total no of votes not retrieved from EVM	0		
Total no of tender votes	12		

Name of the candidate	Party	Votes Polled	Percentage
1 Nagaratna Siddharath Abaso	BSP	1,977	0.87
2 Mushirf Hasan Miyalal	NCP	104,241	46.05
3 Ghatage Sanjay Anandrao	SWP	57,271	25.30
4 Awate Mahesh Maruti	IND	823	0.36
5 Chougale Bhai P.T.	IND	295	0.13
6 Patil S. R. Taty	IND	521	0.23
7 Prabhakar Ganpati Hegade	IND	1,158	0.51
8 Shinde Rajendra Govinda	IND	2,232	0.99
9 Sanjaysinh (Dada) Sadashivrao Mandalik	IND	57,829	25.55


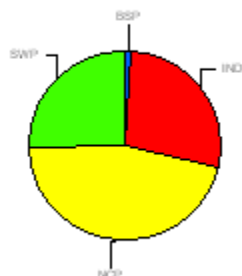
Total Valid Votes Polled : **226347**

Name of the Winning Candidate

**Mushirf Hasan Miyalal**

Date of Declaration

22nd October 2009



# GENERAL ELECTIONS TO STATE LEGISLATIVE ASSEMBLY 2009

No and name of the Constituency	274 Kolhapur South		
Date of Poll			
Date of counting of votes	22nd October 2009		
Total no of electors	Male	Female	Total
	142089	134157	276246
Total no of voters who voted	99171	91046	190217
Total no of Postal Votes	957		
Total no of valid votes	191159		
Total no of rejected votes	15		
Total no of votes not retrieved from EVM	0		
Total no of tender votes	12		

Name of the candidate	Party	Votes Polled	Percentage
1 Patil Satej Alias Buntj D.	INC	86,949	45.49
2 Patil Suryakant Baburao, Budihalkar	BJP	10,008	5.24
3 Bhosale Manisha Ranjeet	BSP	691	0.36
4 Ashok Vyankatrao Mahadik	IND	440	0.23
5 Otari Ashok Tukaram	IND	188	0.10
6 Kamble Rajgonda Yallappa	IND	431	0.23
7 Khanvilkar Chandrakant Bhauso	IND	528	0.28
8 Khanvilkar Digvijay Bhauso	IND	7,868	4.12
9 Dhananjay Mahadik	IND	81,182	42.47
10 Patil Satish Pandurang	IND	849	0.44
11 Bhise Kumar Hindurao	IND	461	0.24
12 Mane Arvind Bhiva	IND	1,564	0.82

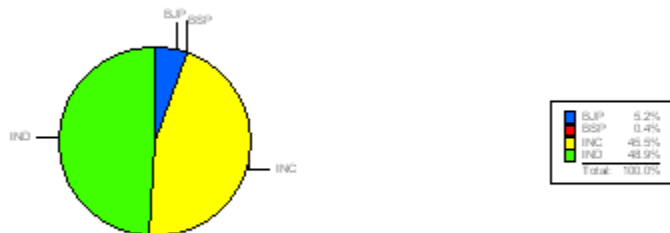
# GENERAL ELECTIONS TO STATE LEGISLATIVE ASSEMBLY 2009

No and name of the Constituency	274 Kolhapur South		
Date of Poll			
Date of counting of votes	22nd October 2009		
Total no of electors	Male	Female	Total
	142089	134157	276246
Total no of voters who voted	99171	91046	190217
Total no of Postal Votes	957		
Total no of valid votes	191159		
Total no of rejected votes	15		
Total no of votes not retrieved from EVM	0		
Total no of tender votes	12		

Total Valid Votes Polled : **191159**

Name of the Winning Candidate **Patil Satej Alias Bunty D.**

Date of Declaration 22nd October 2009



# GENERAL ELECTIONS TO STATE LEGISLATIVE ASSEMBLY 2009

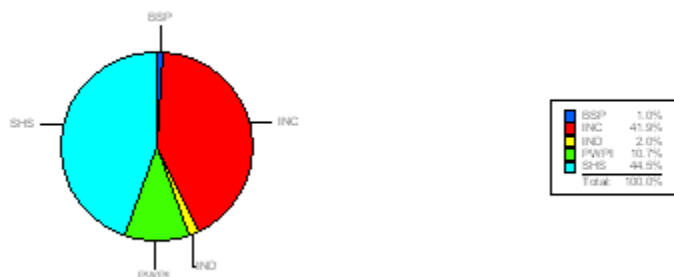
No and name of the Constituency	275 Karveer		
Date of Poll			
Date of counting of votes	22nd October 2009		
Total no of electors	Male	Female	Total
	134118	124269	258387
Total no of voters who voted	114278	101320	215598
Total no of Postal Votes	981		
Total no of valid votes	216494		
Total no of rejected votes	85		
Total no of votes not retrieved from EVM	0		
Total no of tender votes	8		

Name of the candidate	Party	Votes Polled	Percentage
1 Kurane Sanjay Sudam	BSP	2,223	1.03
2 Narake Chandradip Shashikant	SHS	96,232	44.45
3 P. N. Patil (Sadolikar)	INC	90,608	41.85
4 Pawar Patil Sampatrao Shamrao	PWPI	23,190	10.71
5 Krushna alias Vakil Shivram Varute	IND	949	0.44
6 Patil Pandurang Nivrutti	IND	1,993	0.92
7 Pai. Bajrang Krushana Patil	IND	1,299	0.60

Total Valid Votes Polled : **216494**

Name of the Winning Candidate **Narake Chandradip Shashikant**

Date of Declaration **22nd October 2009**



# GENERAL ELECTIONS TO STATE LEGISLATIVE ASSEMBLY 2009

No and name of the Constituency	276 Kolhapur North		
Date of Poll			
Date of counting of votes	22nd October 2009		
Total no of electors	Male	Female	Total
	133811	132082	265893
Total no of voters who voted	81880	70043	151923
Total no of Postal Votes	720		
Total no of valid votes	152483		
Total no of rejected votes	160		
Total no of votes not retrieved from EVM	0		
Total no of tender votes	8		

Name of the candidate	Party	Votes Polled	Percentage
1 Ajay Prakash Kurane	BSP	1,642	1.08
2 Chhatrapati Malojiraje Shahu	INC	66,442	43.57
3 Comred Dilip Dattajirao Pawar	CPI	3,479	2.28
4 Rajesh Vinayakrao Kshirsagar	SHS	70,129	45.99
5 Uday Rajaram Powar	MNS	2,560	1.68
6 Ramchandra Alias Rambhau Bapuso Chavan	JSS	5,395	3.54
7 Arekar Girish Jaysing	IND	341	0.22
8 Kashid Sahebrao Alias Kaviraj Suresh	IND	358	0.23
9 Kamble Vasantao Narayan (Thanekar)	IND	209	0.14
10 Dhere Anil Shamrao	IND	379	0.25
11 Najir Mahamadbbhai Pathan	IND	473	0.31
12 Dr.Mandape Neelambari Ramesh	IND	501	0.33
13 Herlekar Sardar Ahamad	IND	575	0.38

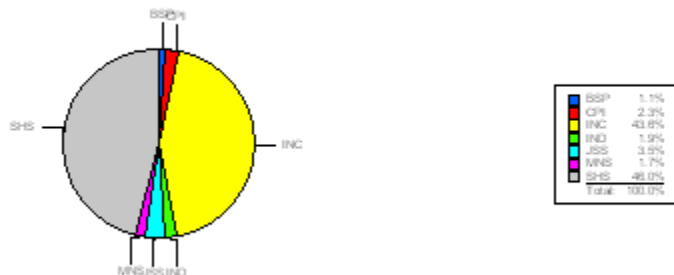
# GENERAL ELECTIONS TO STATE LEGISLATIVE ASSEMBLY 2009

No and name of the Constituency	276 Kolhapur North		
Date of Poll			
Date of counting of votes	22nd October 2009		
Total no of electors	Male	Female	Total
	133811	132082	265893
Total no of voters who voted	81880	70043	151923
Total no of Postal Votes	720		
Total no of valid votes	152483		
Total no of rejected votes	160		
Total no of votes not retrieved from EVM	0		
Total no of tender votes	8		

Total Valid Votes Polled : **152483**

Name of the Winning Candidate **Rajesh Vinayakrao Kshirsagar**

Date of Declaration 22nd October 2009



# GENERAL ELECTIONS TO STATE LEGISLATIVE ASSEMBLY 2009

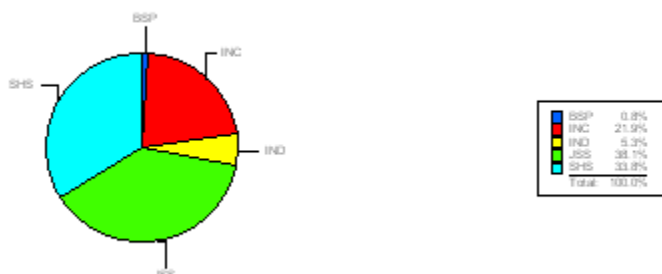
No and name of the Constituency	277 Shahuwadi		
Date of Poll			
Date of counting of votes	22nd October 2009		
Total no of electors	Male	Female	Total
	122371	119968	242339
Total no of voters who voted	98309	94856	193165
Total no of Postal Votes	909		
Total no of valid votes	193980		
Total no of rejected votes	94		
Total no of votes not retrieved from EVM	0		
Total no of tender votes	6		

Name of the candidate	Party	Votes Polled	Percentage
1 Karnasinh Sanjaysinh Gaikwad (Bal)	INC	42,510	21.91
2 Patil Satyajit Babaso	SHS	65,601	33.82
3 Dr. Sandip Prabhakar Patil (Gundkalle)	BSP	1,643	0.85
4 Vinay Vilasrao Kore (Savakar)	JSS	73,912	38.10
5 Aanandrao Vasatrao Sarnaik (fouji Babu)	IND	1,516	0.78
6 Tile Vinay Nivrutti	IND	4,375	2.26
7 Patil Prakash Narayan	IND	1,146	0.59
8 Patil Satyajit Raosaheb	IND	1,413	0.73
9 Yedage Raju Janardan	IND	1,864	0.96

Total Valid Votes Polled : **193980**

Name of the Winning Candidate **Vinay Vilasrao Kore (Savakar)**

Date of Declaration **22nd October 2009**



# GENERAL ELECTIONS TO STATE LEGISLATIVE ASSEMBLY 2009

No and name of the Constituency	278 Hatkanangale (S.C.)		
Date of Poll			
Date of counting of votes	22nd October 2009		
Total no of electors	Male	Female	Total
	140826	135944	276770
Total no of voters who voted	104004	90564	194568
Total no of Postal Votes	754		
Total no of valid votes	195076		
Total no of rejected votes	246		
Total no of votes not retrieved from EVM	0		
Total no of tender votes	5		

Name of the candidate	Party	Votes Polled	Percentage
1 Awale Raju (Baba) Jaywantrao	INC	53,579	27.47
2 Malage Mangalrao Jinnappa	BSP	5,057	2.59
3 Dr. Sujit Vasantrya Minachekar	SHS	55,583	28.49
4 Awale Raju Kisanrao	JSS	51,102	26.20
5 Ghatage Dattatray Vishnu	SWP	24,452	12.53
6 Vikrant Subhash Sonavane	IND	5,303	2.72


Total Valid Votes Polled : **195076**

Name of the Winning Candidate

**Dr. Sujit Vasantrya Minachekar**

Date of Declaration

22nd October 2009



# GENERAL ELECTIONS TO STATE LEGISLATIVE ASSEMBLY 2009

No and name of the Constituency	279 Ichalkaranji		
Date of Poll			
Date of counting of votes	22nd October 2009		
	Male	Female	Total
Total no of electors	136608	124933	261541
Total no of voters who voted	97460	85596	183056
Total no of Postal Votes	396		
Total no of valid votes	183433		
Total no of rejected votes	19		
Total no of votes not retrieved from EVM	0		
Total no of tender votes	15		

Name of the candidate	Party	Votes Polled	Percentage
1 Awade Prakash Kallappa	INC	66,867	36.45
2 Datta Hari Mane	CPM	3,966	2.16
3 Vijay Dinkar Kamble	BSP	1,616	0.88
4 Halvankar Suresh Ganpati	BJP	90,104	49.12
5 Kandekar Santosh Sadashiv	ABHM	751	0.41
6 Vhanungare Balmukund Dattatray	JD(U)	414	0.23
7 Arun Bajrang Buchade	IND	241	0.13
8 Agalave Dattatray Tukaram	IND	386	0.21
9 Jambhale Ashok Ramchandra	IND	9,613	5.24
10 Naik Pradeep Keshavrao	IND	369	0.20
11 Bargir Raj Appalal	IND	7,660	4.18
12 Suresh Annappa Gadage	IND	1,446	0.79

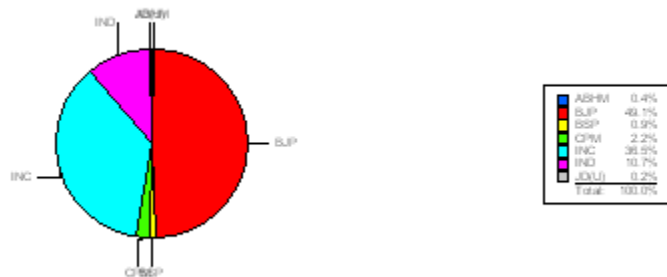
# GENERAL ELECTIONS TO STATE LEGISLATIVE ASSEMBLY 2009

No and name of the Constituency	279 Ichalkaranji		
Date of Poll			
Date of counting of votes	22nd October 2009		
Total no of electors	Male	Female	Total
	136608	124933	261541
Total no of voters who voted	97460	85596	183056
Total no of Postal Votes	396		
Total no of valid votes	183433		
Total no of rejected votes	19		
Total no of votes not retrieved from EVM	0		
Total no of tender votes	15		

Total Valid Votes Polled : **183433**

Name of the Winning Candidate **Halvankar Suresh Ganpati**

Date of Declaration 22nd October 2009



# GENERAL ELECTIONS TO STATE LEGISLATIVE ASSEMBLY 2009

No and name of the Constituency	280 Shirol		
Date of Poll			
Date of counting of votes	22nd October 2009		
Total no of electors	Male	Female	Total
	130174	124782	254956
Total no of voters who voted	99388	88359	187747
Total no of Postal Votes	760		
Total no of valid votes	188252		
Total no of rejected votes	255		
Total no of votes not retrieved from EVM	0		
Total no of tender votes	4		

Name of the candidate	Party	Votes Polled	Percentage
1 Appasaheb Alias S. R. Patil	INC	85,941	45.65
2 Kurade Raju Annu	SHS	28,084	14.92
3 Mane Shankarrao Krishnrao	BSP	2,452	1.30
4 Patil Ulhas Sambhaji	SWP	69,495	36.92
5 Bhandare Satish Bhagwan	IND	2,280	1.21


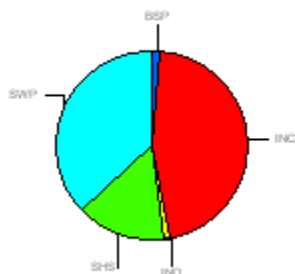
Total Valid Votes Polled : **188252**

Name of the Winning Candidate

**Appasaheb Alias S. R. Patil**

Date of Declaration

22nd October 2009



# GENERAL ELECTIONS TO STATE LEGISLATIVE ASSEMBLY 2009

No and name of the Constituency	281 Miraj (S.C.)		
Date of Poll			
Date of counting of votes	22nd October 2009		
Total no of electors	Male	Female	Total
	141620	132684	274304
Total no of voters who voted	92723	78873	171596
Total no of Postal Votes	678		
Total no of valid votes	172066		
Total no of rejected votes	208		
Total no of votes not retrieved from EVM	0		
Total no of tender votes	7		

	Name of the candidate	Party	Votes Polled	Percentage
1	Khade Suresh (Bhau) Dagadu	BJP	96,482	56.07
2	Sudhakar (Jahangir) Prabhakar Gaikwad	BSP	1,008	0.59
3	Hanmore Balaso Dattatreya	INC	42,026	24.42
4	Kamble Vivek Appa	RPI	6,320	3.67
5	Dabade Dinkar Dattatraya	ANP	274	0.16
6	Sunil Ram Basakhetre	MNS	2,748	1.60
7	Amrut Rama Mane	IND	289	0.17
8	Umesh Shirrang Dhende	IND	306	0.18
9	Kadam Shamrao Piraji	IND	256	0.15
10	Karpe Sushma Kisan Alias Kaji Ayesha Mohammed	IND	13,026	7.57
11	Kamble Rahul Vasant	IND	546	0.32
12	Ganpati Tukaram Kamble alias G.T.Kamble	IND	213	0.12
13	Ghate Saishriya Ashok	IND	331	0.19
14	Ghadge Raju Babasaheb	IND	265	0.15
15	Dhotre Arun Akaram	IND	493	0.29
16	Prakash Ananda Bansode	IND	1,592	0.93
17	Yadavrao Hirappa Kamble alias Sachit Tasgaonkar	IND	3,721	2.16
18	Waidande Tanaji Babu	IND	260	0.15
19	Vikas Tukaram Waghmare	IND	831	0.48
20	Satpute Rekha Dashrath	IND	363	0.21
21	Santosh Dhanpal Kale	IND	264	0.15
22	Shrikant Yellappa Tore	IND	452	0.26

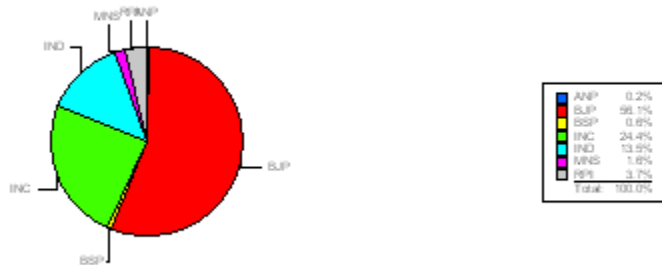
# GENERAL ELECTIONS TO STATE LEGISLATIVE ASSEMBLY 2009

No and name of the Constituency	281 Miraj (S.C.)		
Date of Poll			
Date of counting of votes	22nd October 2009		
Total no of electors	Male	Female	Total
	141620	132684	274304
Total no of voters who voted	92723	78873	171596
Total no of Postal Votes	678		
Total no of valid votes	172066		
Total no of rejected votes	208		
Total no of votes not retrieved from EVM	0		
Total no of tender votes	7		

Total Valid Votes Polled : **172066**

Name of the Winning Candidate **Khade Suresh (Bhau) Dagadu**

Date of Declaration 22nd October 2009



# GENERAL ELECTIONS TO STATE LEGISLATIVE ASSEMBLY 2009

No and name of the Constituency	282 Sangali		
Date of Poll			
Date of counting of votes	22nd October 2009		
Total no of electors	Male	Female	Total
	149089	141498	290587
Total no of voters who voted	90834	79250	170084
Total no of Postal Votes	699		
Total no of valid votes	170744		
Total no of rejected votes	39		
Total no of votes not retrieved from EVM	0		
Total no of tender votes	18		

Name of the candidate	Party	Votes Polled	Percentage
1 Madan Vishwanath Patil	INC	66,240	38.79
2 Suresh Tukaram Saratikar	BSP	1,467	0.86
3 Pai. Sambhaji Hari Pawar	BJP	77,404	45.33
4 Gautam Shamrao Gavane	BBM	925	0.54
5 Nitin Vishwasrao Shinde	MNS	5,602	3.28
6 Prof. Sharad Patil	JD(S)	6,660	3.90
7 Kamlakar Bhimrao Patil	IND	6,783	3.97
8 Ganpati Tukaram Kamble alias G.T. Kamble	IND	497	0.29
9 Shamu Patel	IND	5,166	3.03


Total Valid Votes Polled : **170744**

Name of the Winning Candidate

**Pai. Sambhaji Hari Pawar**

Date of Declaration

22nd October 2009



# GENERAL ELECTIONS TO STATE LEGISLATIVE ASSEMBLY 2009

No and name of the Constituency	283 Islampur		
Date of Poll			
Date of counting of votes	22nd October 2009		
Total no of electors	Male	Female	Total
	116390	110224	226614
Total no of voters who voted	89423	80947	170370
Total no of Postal Votes	943		
Total no of valid votes	171306		
Total no of rejected votes	6		
Total no of votes not retrieved from EVM	1		
Total no of tender votes	5		

Name of the candidate	Party	Votes Polled	Percentage
1 Gautam Gulab Laute	BSP	1,931	1.13
2 Jayant Rajaram Patil	NCP	110,673	64.61
3 Sanjay Kole	SBP	2,537	1.48
4 Vaibhav Nagnath Naikawadi	IND	56,165	32.79

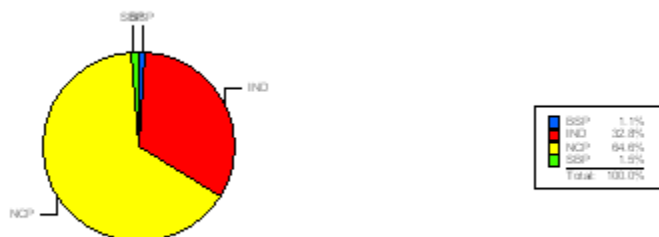
Total Valid Votes Polled : **171306**

Name of the Winning Candidate

**Jayant Rajaram Patil**

Date of Declaration

22nd October 2009



# GENERAL ELECTIONS TO STATE LEGISLATIVE ASSEMBLY 2009

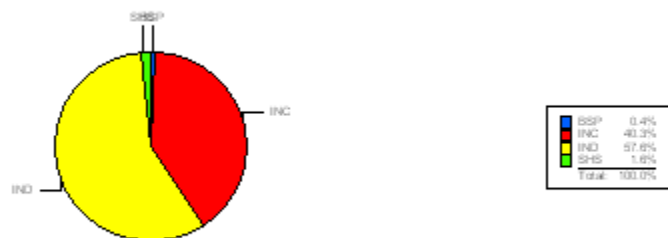
No and name of the Constituency	284 Shirala		
Date of Poll			
Date of counting of votes	22nd October 2009		
Total no of electors	Male	Female	Total
	127764	123042	250806
Total no of voters who voted	99149	93945	193094
Total no of Postal Votes	1286		
Total no of valid votes	194292		
Total no of rejected votes	88		
Total no of votes not retrieved from EVM	0		
Total no of tender votes	4		

Name of the candidate	Party	Votes Polled	Percentage
1 Naik Shivajirao Yashavantrao	INC	78,385	40.34
2 Patil Dilip Balkrishna	SHS	3,076	1.58
3 Vaibhav Akaram Waghmare	BSP	861	0.44
4 Anandrao Vasantao Sarnaik (Fauji Babu)	IND	1,688	0.87
5 Tanaji Akaram Sawant( fightet)	IND	3,546	1.83
6 Naik Mansing Fattensingrao	IND	104,303	53.68
7 Patil Mohan Bandu	IND	2,433	1.25

Total Valid Votes Polled : **194292**

Name of the Winning Candidate **Naik Mansing Fattensingrao**

Date of Declaration 22nd October 2009



# GENERAL ELECTIONS TO STATE LEGISLATIVE ASSEMBLY 2009


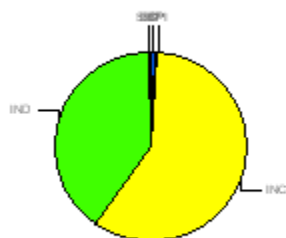
No and name of the Constituency	285 Palus Kadegaon		
Date of Poll			
Date of counting of votes	22nd October 2009		
Total no of electors	Male	Female	Total
	118998	114261	233259
Total no of voters who voted	93908	87120	181028
Total no of Postal Votes	980		
Total no of valid votes	181949		
Total no of rejected votes	59		
Total no of votes not retrieved from EVM	0		
Total no of tender votes	14		

Name of the candidate	Party	Votes Polled	Percentage
1 Dr. Patangrao Shripatrao Kadam	INC	106,211	58.37
2 Shivling Krishna Sonavane	BSP	1,218	0.67
3 Comrade (Dr.) Shrikant Laxman Jadhav	CPI	1,044	0.57
4 Navnath Harishchandra Pol	SBP	501	0.28
5 Chandrakant Patil	IND	845	0.46
6 Deshmukh Prithviraj Sayajirao	IND	70,626	38.82
7 Mahendrakumar alias Mahesh Deshmukh	IND	1,504	0.83

Total Valid Votes Polled : **181949**

Name of the Winning Candidate **Dr. Patangrao Shripatrao Kadam**

Date of Declaration 22nd October 2009



# GENERAL ELECTIONS TO STATE LEGISLATIVE ASSEMBLY 2009

No and name of the Constituency	286 Khanapur		
Date of Poll			
Date of counting of votes	22nd October 2009		
Total no of electors	Male	Female	Total
	139576	132954	272530
Total no of voters who voted	92826	90397	183223
Total no of Postal Votes	840		
Total no of valid votes	183996		
Total no of rejected votes	67		
Total no of votes not retrieved from EVM	0		
Total no of tender votes	16		

Name of the candidate	Party	Votes Polled	Percentage
1 Dattatraya Vithoba Hegade	BSP	1,135	0.62
2 Nikam Ganesh Subarao	SHS	2,745	1.49
3 Patil Sadashivrao Hanamantrao	INC	77,965	42.37
4 Padalkar Gopichand Kundalik	RSP	19,024	10.34
5 Kadam Dhanaji Balu	IND	759	0.41
6 Gorad Vilas Jagannath	IND	1,145	0.62
7 Nikam Rajendra Shahaji	IND	4,161	2.26
8 Babar Anilrao Kaljerao	IND	74,976	40.75
9 Shashikala Dilip Bhosle	IND	2,086	1.13


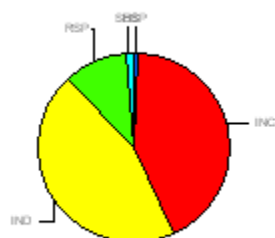
Total Valid Votes Polled : **183996**

Name of the Winning Candidate

**Patil Sadashivrao Hanamantrao**

Date of Declaration

22nd October 2009



# GENERAL ELECTIONS TO STATE LEGISLATIVE ASSEMBLY 2009

No and name of the Constituency	287 Tasgaon Kavathe mahankal		
Date of Poll			
Date of counting of votes	22nd October 2009		
Total no of electors	Male	Female	Total
	128334	121568	249902
Total no of voters who voted	84174	73695	157869
Total no of Postal Votes	739		
Total no of valid votes	158543		
Total no of rejected votes	64		
Total no of votes not retrieved from EVM	1		
Total no of tender votes	5		

Name of the candidate	Party	Votes Polled	Percentage
1 R. R. Aba Alias Raosaheb Ramrao Patil	NCP	99,109	62.51
2 Ulhas Namdev Bhandare	BSP	2,351	1.48
3 Patil Dinkar Balaso	SHS	33,936	21.40
4 Ashok Dnyanu Mane	SBP	1,148	0.72
5 Jadhav Subhash Sopan	IND	1,086	0.68
6 Nanso Anandrao Shinde	IND	533	0.34
7 Patil Rajendra Uttamrao	IND	1,251	0.79
8 Patil Vijay Jalindar	IND	468	0.30
9 Patil Swapnil dilip	IND	5,310	3.35
10 Colonel Bhagatsing Deshmukh (Rtd.)	IND	9,736	6.14
11 Sachin Shrishkumar Patil	IND	3,615	2.28

# GENERAL ELECTIONS TO STATE LEGISLATIVE ASSEMBLY 2009

No and name of the Constituency	287 Tasgaon Kavathe mahankal		
Date of Poll			
Date of counting of votes	22nd October 2009		
Total no of electors	Male	Female	Total
	128334	121568	249902
Total no of voters who voted	84174	73695	157869
Total no of Postal Votes	739		
Total no of valid votes	158543		
Total no of rejected votes	64		
Total no of votes not retrieved from EVM	1		
Total no of tender votes	5		

Total Valid Votes Polled : **158543**

Name of the Winning Candidate

**R. R. Aba Alias Raosaheb Ramrao Patil**

Date of Declaration

22nd October 2009



BSP	1.5%
IND	13.9%
NCP	82.2%
SHS	21.4%
Total	100.0%

# GENERAL ELECTIONS TO STATE LEGISLATIVE ASSEMBLY 2009

No and name of the Constituency	288 Jath		
Date of Poll			
Date of counting of votes	22nd October 2009		
Total no of electors	Male	Female	Total
	117424	106362	223786
Total no of voters who voted	78023	68554	146577
Total no of Postal Votes	1120		
Total no of valid votes	147697		
Total no of rejected votes	0		
Total no of votes not retrieved from EVM	0		
Total no of tender votes	9		

Name of the candidate	Party	Votes Polled	Percentage
1 Atul Girmal Kamble	BSP	2,030	1.37
2 Jagtap Vilasrao Narayan	NCP	53,653	36.33
3 Prakash (Anna) Shivajirao Shendge	BJP	58,320	39.49
4 Basavraj Sidgonda Patil	JSS	26,406	17.88
5 Maruti Mura Waghare	ABHM	727	0.49
6 Sanjay Mahadeo Chougale	SBP	858	0.58
7 Khutabuddin Hajilal Mulla	IND	668	0.45
8 Gavade Sanjay Annu	IND	804	0.54
9 Tatyasaheb Jaganath Patil	IND	1,974	1.34
10 Venkappa Timmanna Pawar	IND	871	0.59
11 Shahaji Mahalappa Shingade	IND	1,386	0.94

# GENERAL ELECTIONS TO STATE LEGISLATIVE ASSEMBLY 2009

No and name of the Constituency	288 Jath		
Date of Poll			
Date of counting of votes	22nd October 2009		
Total no of electors	Male	Female	Total
	117424	106362	223786
Total no of voters who voted	78023	68554	146577
Total no of Postal Votes	1120		
Total no of valid votes	147697		
Total no of rejected votes	0		
Total no of votes not retrieved from EVM	0		
Total no of tender votes	9		

Total Valid Votes Polled : **147697**

Name of the Winning Candidate

**Prakash (Anna) Shivajirao Shendge**

Date of Declaration

22nd October 2009



# GENERAL ELECTIONS TO STATE LEGISLATIVE ASSEMBLY 2009

No and name of the Constituency	288 Jath		
Date of Poll			
Date of counting of votes	22nd October 2009		
Total no of electors	Male	Female	Total
	117424	106362	223786
Total no of voters who voted	78023	68554	146577
Total no of Postal Votes	1120		
Total no of valid votes	147697		
Total no of rejected votes	0		
Total no of votes not retrieved from EVM	0		
Total no of tender votes	9		